



# Audi FIS Ski World Cup 15.-16.12.2017

## VAL GARDENA-GRÖDEN



### AUDI FIS SKI WORLD CUP 2017/18

#### Val Gardena - Gröden (ITA)



3rd MEN'S DOWNHILL

## ALPHABETICAL LIST OF COMPETITORS TRAINING 1

Number of Competitors: 96, Number of NSA: 24

NSA	FIS Code	Name	FIS Points (7th of December 2017 - List 7)									
			DH	SL	GS	SG	AC					
<b>AND</b> (2)	20324	<b>OLIVERAS Marc</b>	20.23	(114)	49.45	(1063)	41.04	(849)	26.01	(192)	43.28	(202)
	20413	<b>VARGAS BOURGUET Matias</b>	48.83	(310)	39.20	(731)	44.25	(957)	36.38	(300)	65.51	(369)
<b>AUT</b> (13)	51215	<b>BAUMANN Romed</b>	4.94	(22)	411.20	(4829)	37.38	(715)	18.13	(123)	4.17	(11)
	53968	<b>BERTHOLD Frederic</b>	8.29	(41)	99.14	(2600)	69.84	(1855)	13.97	(76)	4.34	(14)
	54157	<b>DANKLMAIER Daniel</b>	9.47	(48)	332.28	(4713)	30.88	(502)	15.87	(100)	17.49	(42)
	53817	<b>FRANZ Max</b>	3.83	(13)	576.63	(4962)	153.30	(3779)	3.53	(6)	25.49	(78)
	54076	<b>KOECK Niklas</b>	15.28	(90)	346.17	(4732)	11.64	(88)	7.76	(40)	23.17	(64)
	53980	<b>KRIECHMAYR Vincent</b>	3.84	(14)	145.11	(3576)	34.55	(610)	3.49	(5)	4.17	(11)
	53981	<b>KROELL Johannes</b>	7.09	(38)	985.23	(5049)	22.50	(288)	9.87	(53)	42.33	(198)
	53902	<b>MAYER Matthias</b>	2.22	(6)	306.80	(4658)	32.49	(544)	4.38	(11)	21.36	(57)
	54080	<b>NEUMAYER Christopher</b>	10.58	(59)	294.03	(4615)	18.59	(204)	9.48	(50)	41.49	(190)
	50742	<b>REICHELTH Hannes</b>	3.47	(10)	999.00	(5051)	44.88	(983)	2.09	(2)	73.44	(436)
	53933	<b>SCHWEIGER Patrick</b>	8.73	(44)	85.51	(2215)	30.35	(489)	8.96	(46)	32.93	(125)
	54005	<b>STRIEDINGER Otmar</b>	12.87	(71)	999.00	(5051)	100.04	(2764)	9.75	(51)	45.77	(219)
	54009	<b>WALDER Christian</b>	9.05	(46)	649.29	(4990)	26.40	(384)	7.50	(37)	33.83	(133)
<b>CAN</b> (6)	100558	<b>COOK Dustin</b>	13.55	(78)	294.38	(4618)	9.90	(68)	5.54	(21)	89.24	(550)
	102263	<b>GUAY Erik</b>	2.83	(7)	999.00	(5051)	175.76	(4032)	4.12	(9)	999.00	(1994)
	102899	<b>OSBORNE-PARADIS Manuel</b>	3.76	(12)	999.00	(5051)	239.16	(4454)	5.42	(20)	-	
	104096	<b>THOMPSON Broderick</b>	8.97	(45)	37.40	(671)	48.81	(1130)	11.39	(62)	38.50	(170)
	103271	<b>THOMSEN Benjamin</b>	15.40	(91)	457.08	(4875)	36.42	(682)	40.91	(355)	399.10	(1707)
	103762	<b>WERRY Tyler</b>	10.80	(60)	47.49	(1006)	19.89	(235)	9.79	(52)	26.51	(84)
<b>CHI</b> (1)	110324	<b>VON APPEN Henrik</b>	18.85	(108)	42.94	(874)	24.84	(353)	14.17	(81)	30.23	(105)
<b>CRO</b> (1)	380292	<b>ZRNCIC DIM Natko</b>	12.71	(69)	15.44	(143)	41.64	(871)	13.06	(72)	5.38	(24)
<b>CZE</b> (1)	102271	<b>HUDEC Jan</b>	29.55	(160)	368.28	(4768)	94.19	(2588)	29.27	(217)	282.77	(1501)
<b>DEN</b> (1)	170131	<b>FAARUP Christoffer</b>	16.56	(93)	53.76	(1206)	24.50	(341)	16.72	(105)	29.67	(101)
<b>FIN</b> (1)	180570	<b>ROMAR Andreas</b>	19.50	(111)	77.31	(1961)	60.20	(1518)	18.54	(126)	22.63	(59)
<b>FRA</b> (12)	194858	<b>ALLEGRE Nils</b>	30.21	(164)	46.94	(994)	19.43	(220)	7.75	(39)	45.51	(218)

13-12-2017 / Val Gardena - Gröden (ITA) / 0019

Page 1/3

Data Processing by LONGINES

www.fis-ski.com

LONGINES Timing

Generation Date: TUE 12 DEC 2017

Time: 19:59

Document: 32E 1.0





3rd MEN'S DOWNHILL

## ALPHABETICAL LIST OF COMPETITORS TRAINING 1

Number of Competitors: 96, Number of NSA: 24

NSA	FIS Code	Name	FIS Points (7th of December 2017 - List 7)						
			DH	SL	GS	SG	AC		
<b>FRA</b> (12)	6190179	<b>ALPHAND Nils</b>	27.19 (148)	81.80 (2091)	48.73 (1127)	17.92 (119)	39.57 (177)		
	6190176	<b>BAILET Matthieu</b>	14.90 (88)	89.78 (2325)	22.77 (297)	13.07 (73)	32.13 (113)		
	191740	<b>CLAREY Johan</b>	4.52 (21)	820.34 (5030)	111.09 (3034)	20.77 (145)	150.17 (1022)		
	192932	<b>FAYED Guillermo</b>	5.14 (24)	236.88 (4392)	88.34 (2417)	34.20 (274)	462.42 (1779)		
	194298	<b>GIEZENDANNER Blaise</b>	8.50 (42)	378.68 (4784)	57.42 (1429)	5.86 (26)	22.76 (60)		
	194167	<b>MUZATON Maxence</b>	6.53 (36)	153.77 (3674)	217.97 (4351)	14.02 (78)	3.47 (9)		
	194650	<b>PICCARD Roy</b>	19.07 (109)	73.98 (1847)	19.88 (234)	14.99 (90)	37.93 (166)		
	194368	<b>RAFFORT Nicolas</b>	9.81 (54)	395.06 (4805)	76.46 (2092)	17.53 (115)	73.24 (435)		
	194190	<b>ROGER Brice</b>	5.69 (28)	154.28 (3681)	172.41 (4006)	14.62 (84)	130.58 (882)		
	6190006	<b>SCHULLER Victor</b>	24.60 (133)	105.56 (2750)	23.98 (324)	17.70 (117)	50.27 (263)		
	192746	<b>THEAUX Adrien</b>	3.03 (8)	70.79 (1750)	210.87 (4309)	4.80 (13)	5.69 (26)		
	<b>GER</b> (5)	202535	<b>DRESSEN Thomas</b>	4.50 (19)	55.28 (1261)	40.13 (813)	5.79 (24)	5.99 (30)	
202059		<b>FERSTL Josef</b>	5.92 (29)	160.23 (3766)	86.31 (2353)	4.98 (15)	33.43 (130)		
200379		<b>SANDER Andreas</b>	4.08 (16)	545.72 (4940)	601.91 (4943)	4.83 (14)	33.88 (134)		
202525		<b>SCHMID Manuel</b>	9.76 (53)	393.11 (4803)	37.18 (709)	17.93 (120)	667.67 (1886)		
202345		<b>SCHWAIGER Dominik</b>	12.97 (73)	72.51 (1800)	14.61 (129)	17.52 (114)	23.06 (62)		
<b>ITA</b> (11)	6291029	<b>BATTILANI Henri</b>	20.40 (115)	596.64 (4971)	122.97 (3290)	17.94 (121)	63.98 (356)		
	6290845	<b>BOSCA Guglielmo</b>	14.21 (86)	75.00 (1884)	19.97 (238)	11.31 (61)	21.74 (58)		
	6290985	<b>BUZZI Emanuele</b>	12.71 (69)	126.41 (3237)	14.03 (119)	12.01 (65)	29.27 (97)		
	990081	<b>CASSE Mattia</b>	9.83 (55)	214.23 (4249)	28.74 (444)	6.00 (31)	29.79 (102)		
	6290393	<b>CAZZANIGA Davide</b>	17.98 (99)	229.64 (4334)	149.84 (3738)	15.53 (97)	49.53 (259)		
	6290540	<b>DE VETTORI Matteo</b>	14.38 (87)	86.39 (2242)	22.16 (283)	18.58 (127)	28.01 (90)		
	292455	<b>FILL Peter</b>	0.07 (2)	318.45 (4684)	95.99 (2632)	3.73 (8)	41.58 (191)		
	292514	<b>HEEL Werner</b>	13.82 (81)	999.00 (5051)	559.71 (4923)	17.71 (118)	87.85 (536)		
	293006	<b>INNERHOFER Christof</b>	5.16 (25)	105.00 (2739)	28.70 (442)	4.63 (12)	19.70 (47)		
	293550	<b>MARSAGLIA Matteo</b>	14.12 (84)	171.45 (3901)	17.42 (182)	10.08 (55)	50.19 (262)		
	291459	<b>PARIS Dominik</b>	1.34 (5)	688.71 (5003)	25.18 (361)	3.03 (4)	4.60 (18)		
<b>JPN</b> (1)	303758	<b>SUGAI Ryo</b>	35.39 (202)	26.72 (365)	42.93 (920)	17.28 (111)	29.42 (99)		
<b>MDA</b> (1)	54117	<b>HOERL Christopher</b>	74.81 (538)	-	60.06 (1511)	38.65 (326)	-		
<b>MON</b> (1)	370031	<b>ALESSANDRIA Arnaud</b>	30.71 (166)	195.06 (4110)	66.57 (1728)	37.96 (316)	68.50 (395)		
<b>NED</b> (1)	400237	<b>MEINERS Maarten</b>	35.47 (203)	26.30 (355)	17.38 (179)	34.36 (275)	40.94 (184)		
<b>NOR</b> (5)	421483	<b>JANSRUD Kjetil</b>	0.18 (3)	130.73 (3318)	27.37 (411)	0.00 (1)	5.90 (29)		
	422139	<b>KILDE Aleksander Aamodt</b>	3.34 (9)	95.18 (2495)	5.94 (29)	2.40 (3)	0.78 (2)		
	422120	<b>SAUGESTAD Stian</b>	10.93 (62)	41.69 (825)	17.66 (188)	9.89 (54)	23.48 (67)		
	422310	<b>SEJERSTED Adrian Smiseth</b>	8.71 (43)	83.90 (2159)	32.64 (549)	5.90 (27)	42.58 (200)		
	421328	<b>SVINDAL Aksel Lund</b>	0.55 (4)	97.35 (2550)	30.83 (500)	3.62 (7)	4.43 (15)		
<b>POL</b> (1)	430472	<b>KLUSAK Michal</b>	22.24 (123)	55.42 (1265)	67.50 (1764)	25.26 (184)	38.30 (169)		



**ALPHABETICAL LIST OF COMPETITORS TRAINING 1**

Number of Competitors: 96, Number of NSA: 24

NSA	FIS Code	Name	FIS Points (7th of December 2017 - List 7)						
			DH	SL	GS	SG	AC		
<b>ROU</b> (1)	460071	<b>ACHIRILOAIE Ioan Valeriu</b>	41.29 (246)	-	281.48 (4595)	49.01 (473)	153.38 (1047)		
<b>SLO</b> (6)	561255	<b>CATER Martin</b>	6.33 (35)	43.11 (883)	24.70 (345)	5.85 (25)	4.17 (11)		
	561214	<b>DEBELAK Tilen</b>	32.76 (180)	53.72 (1204)	23.37 (307)	13.98 (77)	26.62 (85)		
	561310	<b>HROBAT Miha</b>	18.26 (101)	21.22 (245)	12.43 (100)	14.16 (80)	20.80 (54)		
	561216	<b>KLINE Bostjan</b>	3.53 (11)	135.48 (3394)	31.55 (520)	5.33 (18)	35.10 (142)		
	561217	<b>KOSI Klemen</b>	7.33 (39)	18.26 (195)	18.08 (194)	6.32 (34)	5.38 (24)		
	561067	<b>PERKO Rok</b>	21.02 (116)	710.91 (5011)	48.54 (1122)	18.86 (130)	48.00 (244)		
<b>SRB</b> (1)	310426	<b>VUKICEVIC Marko</b>	7.66 (40)	26.13 (349)	39.66 (803)	15.47 (94)	20.77 (53)		
<b>SUI</b> (11)	512031	<b>BARANDUN Gian Luca</b>	10.18 (56)	106.97 (2773)	32.69 (552)	9.30 (49)	28.96 (95)		
	511513	<b>CAVIEZEL Mauro</b>	5.07 (23)	45.54 (952)	25.31 (368)	5.35 (19)	2.00 (6)		
	511383	<b>FEUZ Beat</b>	0.00 (1)	290.87 (4605)	71.49 (1920)	4.36 (10)	50.68 (267)		
	511529	<b>GISIN Marc</b>	9.56 (49)	174.23 (3924)	113.59 (3092)	11.02 (59)	4.86 (20)		
	512042	<b>KRYENBUEHL Urs</b>	10.96 (63)	112.23 (2909)	42.40 (903)	11.66 (64)	32.31 (115)		
	511139	<b>KUENG Patrick</b>	4.50 (19)	363.02 (4757)	287.43 (4614)	14.45 (83)	322.92 (1591)		
	511847	<b>MANI Nils</b>	6.00 (31)	232.25 (4359)	40.94 (846)	15.34 (93)	4.73 (19)		
	512038	<b>ROGENTIN Stefan</b>	10.90 (61)	63.00 (1500)	11.34 (84)	12.30 (67)	16.44 (40)		
	512039	<b>ROULIN Gilles</b>	6.00 (31)	77.57 (1965)	9.89 (66)	6.00 (31)	17.60 (43)		
	511638	<b>TUMLER Thomas</b>	28.24 (155)	330.72 (4711)	12.74 (105)	5.91 (28)	52.70 (280)		
	511981	<b>WEBER Ralph</b>	13.22 (77)	71.54 (1775)	130.59 (3445)	12.81 (70)	20.24 (50)		
<b>SVK</b> (1)	700878	<b>BENDIK Martin</b>	17.88 (98)	464.34 (4883)	118.89 (3215)	25.93 (188)	68.65 (396)		
<b>SWE</b> (4)	501987	<b>MONSEN Felix</b>	15.03 (89)	41.04 (796)	22.48 (287)	13.27 (74)	30.65 (108)		
	502210	<b>MONSEN Zack</b>	34.35 (190)	34.70 (585)	31.87 (526)	38.87 (334)	62.87 (344)		
	502207	<b>PLATTER Filip</b>	31.63 (173)	45.54 (952)	31.11 (510)	33.03 (260)	84.72 (511)		
	502230	<b>SUNDIN Oille</b>	32.54 (178)	23.89 (302)	25.00 (356)	28.43 (210)	57.98 (313)		
<b>USA</b> (8)	6530104	<b>BENNETT Bryce</b>	5.59 (27)	33.60 (555)	102.81 (2829)	21.01 (150)	4.56 (17)		
	531452	<b>BIESEMEYER Thomas</b>	13.15 (75)	117.26 (3037)	23.67 (315)	5.99 (30)	125.04 (845)		
	6530319	<b>COCHRAN-SIEGLE Ryan</b>	27.05 (147)	28.48 (414)	8.84 (54)	10.35 (58)	5.82 (28)		
	530874	<b>GANONG Travis</b>	4.18 (18)	722.64 (5014)	208.65 (4294)	5.24 (17)	95.84 (590)		
	934643	<b>GOLDBERG Jared</b>	5.99 (30)	75.33 (1897)	30.41 (492)	9.00 (47)	15.21 (36)		
	930024	<b>MAPLE Wiley</b>	12.96 (72)	200.61 (4170)	62.56 (1600)	29.47 (223)	108.96 (710)		
	533866	<b>NYMAN Steven</b>	4.14 (17)	548.86 (4944)	67.08 (1747)	19.20 (134)	44.97 (216)		
	530939	<b>WEIBRECHT Andrew</b>	18.18 (100)	952.56 (5043)	41.27 (859)	5.93 (29)	52.14 (276)		

<b>LEGEND</b>	<b>DH</b> Downhill	<b>SL</b> Slalom	<b>GS</b> Giant Slalom	<b>SG</b> Super-G	<b>AC</b> Alpine Combined
---------------	--------------------	------------------	------------------------	-------------------	---------------------------





# Audi FIS Ski World Cup 15.-16.12.2017

## VAL GARDENA-GRÖDEN



Audi  
FIS Ski World Cup

### AUDI FIS SKI WORLD CUP 2017/18

#### Val Gardena - Gröden (ITA)



3rd MEN'S DOWNHILL

WED 13 DEC 2017

Start Time: 12:15

### DRAW LIST BY POINTS TRAINING 1

Number of Competitors: 96, Number of NSA: 24 Ranked 120 in the FIS List: PANGRAZZI P. FIS Pts: 21.80

No.	FIS Code	Name	NSA	WCSL-DH	WCSL-O	FIS-DH
1	511383	FEUZ Beat	SUI	467 (1)	645 (10)	0.00 (1)
2	292455	FILL Peter	ITA	462 (2)	701 (9)	0.07 (2)
3	421483	JANSRUD Kjetil	NOR	454 (3)	1009 (3)	0.18 (3)
4	421328	SVINDAL Aksel Lund	NOR	428 (4)	721 (7)	0.55 (4)
5	291459	PARIS Dominik	ITA	373 (5)	708 (8)	1.34 (5)
6	53902	MAYER Matthias	AUT	311 (6)	502 (14)	2.22 (6)
7	102263	GUAY Erik	CAN	268 (7)	464 (15)	2.83 (7)
8	192746	THEAUX Adrien	FRA	254 (8)	425 (17)	3.03 (8)
9	422139	KILDE Aleksander Aamodt	NOR	232 (9)	754 (6)	3.34 (9)
10	50742	REICHELTH Hannes	AUT	223 (10)	578 (11)	3.47 (10)
11	561216	KLINE Bostjan	SLO	219 (11)	320 (29)	3.53 (11)
12	102899	OSBORNE-PARADIS Manuel	CAN	203 (12)	297 (34)	3.76 (12)
13	53817	FRANZ Max	AUT	198 (13)	440 (16)	3.83 (13)
14	53980	KRIECHMAYR Vincent	AUT	197 (14)	506 (13)	3.84 (14)
15	200379	SANDER Andreas	GER	180 (16)	320 (29)	4.08 (15)
16	533866	NYMAN Steven	USA	176 (17)	189 (47)	4.14 (16)
17	530874	GANONG Travis	USA	173 (18)	281 (36)	4.18 (17)
18	202535	DRESSEN Thomas	GER	151 (19)	238 (41)	4.50 (19)
19	511139	KUENG Patrick	SUI	151 (19)	160 (53)	4.50 (18)
20	191740	CLAREY Johan	FRA	149 (21)	153 (59)	4.52 (20)
21	51215	BAUMANN Romed	AUT	120 (22)	209 (45)	4.94 (21)
22	511513	CAVIEZEL Mauro	SUI	111 (23)	324 (28)	5.07 (22)
23	192932	FAYED Guillermo	FRA	106 (24)	106 (70)	5.14 (23)
24	293006	INNERHOFER Christof	ITA	104 (25)	269 (37)	5.16 (24)
25	6530104	BENNETT Bryce	USA	74 (27)	137 (63)	5.59 (25)
26	194190	ROGER Brice	FRA	67 (28)	82 (84)	5.69 (26)
27	202059	FERSTL Josef	GER	51 (29)	179 (49)	5.92 (27)
28	934643	GOLDBERG Jared	USA	46 (30)	47 (100)	5.99 (28)
29	194167	MUZATON Maxence	FRA	41 (32)	135 (64)	6.53 (32)
30	54009	WALDER Christian	AUT	40 (33)	84 (81)	9.05 (41)
31	511847	MANI Nils	SUI	26 (37)	77 (87)	6.00 (29)
32	512039	ROULIN Gilles	SUI	25 (38)	49 (99)	6.00 (30)
33	561255	CATER Martin	SLO	14 (48)	138 (62)	6.33 (31)
34	53981	KROELL Johannes	AUT	20 (40)	20 (126)	7.09 (33)
35	561217	KOSI Klemen	SLO	1 (64)	39 (108)	7.33 (34)
36	310426	VUKICEVIC Marko	SRB	-	-	7.66 (35)

13-12-2017 / Val Gardena - Gröden (ITA) / 0019

Page 1/3

Data Processing by LONGINES

www.fis-ski.com

LONGINES Timing

Generation Date: TUE 12 DEC 2017

Time: 19:59

Document: 45B 1.0



## DRAW LIST BY POINTS TRAINING 1

**Number of Competitors: 96, Number of NSA: 24    Ranked 120 in the FIS List: PANGRAZZI P.    FIS Pts: 21.80**

No.	FIS Code	Name	NSA	WCSL-DH	WCSL-O	FIS-DH
37	53968	BERTHOLD Frederic	AUT	10 (52)	70 (90)	8.29 (36)
38	194298	GIEZENDANNER Blaise	FRA	28 (34)	106 (70)	8.50 (37)
39	422310	SEJERSTED Adrian Smiseth	NOR	27 (36)	95 (76)	8.71 (38)
40	53933	SCHWEIGER Patrick	AUT	2 (62)	15 (138)	8.73 (39)
41	104096	THOMPSON Broderick	CAN	16 (45)	16 (135)	8.97 (40)
42	54157	DANKLMAIER Daniel	AUT	5 (58)	5 (167)	9.47 (42)
43	511529	GISIN Marc	SUI	16 (45)	64 (94)	9.56 (43)
44	202525	SCHMID Manuel	GER	-	-	9.76 (44)
45	194368	RAFFORT Nicolas	FRA	17 (43)	17 (132)	9.81 (45)
46	990081	CASSE Mattia	ITA	9 (53)	27 (118)	9.83 (46)
47	512031	BARANDUN Gian Luca	SUI	-	3 (175)	10.18 (47)
48	54080	NEUMAYER Christopher	AUT	-	-	10.58 (48)
49	103762	WERRY Tyler	CAN	-	-	10.80 (49)
50	512038	ROGENTIN Stefan	SUI	-	-	10.90 (50)
51	422120	SAUGESTAD Stian	NOR	14 (48)	28 (116)	10.93 (51)
52	512042	KRYENBUEHL Urs	SUI	13 (51)	30 (114)	10.96 (52)
53	6290985	BUZZI Emanuele	ITA	7 (55)	10 (150)	12.71 (54)
54	380292	ZRNCIC DIM Natko	CRO	-	36 (110)	12.71 (53)
55	54005	STRIEDINGER Otmar	AUT	5 (58)	16 (135)	12.87 (55)
56	930024	MAPLE Wiley	USA	-	-	12.96 (56)
57	202345	SCHWAIGER Dominik	GER	-	9 (154)	12.97 (57)
58	531452	BIESEMEYER Thomas	USA	22 (39)	71 (88)	13.15 (58)
59	511981	WEBER Ralph	SUI	3 (61)	28 (116)	13.22 (59)
60	100558	COOK Dustin	CAN	-	84 (81)	13.55 (60)
61	292514	HEEL Werner	ITA	15 (47)	15 (138)	13.82 (61)
62	293550	MARSAGLIA Matteo	ITA	6 (56)	6 (162)	14.12 (62)
63	6290845	BOSCA Guglielmo	ITA	-	3 (175)	14.21 (63)
64	6290540	DE VETTORI Matteo	ITA	-	-	14.38 (64)
65	6190176	BAILET Matthieu	FRA	9 (53)	20 (126)	14.90 (65)
66	501987	MONSEN Felix	SWE	2 (62)	3 (175)	15.03 (66)
67	54076	KOECK Niklas	AUT	-	-	15.28 (67)
68	103271	THOMSEN Benjamin	CAN	6 (56)	6 (162)	15.40 (68)
69	170131	FAARUP Christoffer	DEN	-	-	16.56 (69)
70	700878	BENDIK Martin	SVK	-	-	17.88 (70)
71	6290393	CAZZANIGA Davide	ITA	-	-	17.98 (71)
72	530939	WEIBRECHT Andrew	USA	17 (43)	71 (88)	18.18 (72)
73	561310	HROBAT Miha	SLO	14 (48)	14 (140)	18.26 (73)
74	110324	VON APPEN Henrik	CHI	-	-	18.85 (74)
75	194650	PICCARD Roy	FRA	-	-	19.07 (75)
76	180570	ROMAR Andreas	FIN	5 (58)	20 (126)	19.50 (76)
77	20324	OLIVERAS Marc	AND	-	-	20.23 (77)
78	6291029	BATTILANI Henri	ITA	-	-	20.40 (78)
79	561067	PERKO Rok	SLO	-	-	21.02 (79)
80	430472	KLUSAK Michal	POL	-	-	> 22.24 (80)
81	6190006	SCHULLER Victor	FRA	-	-	> 24.60 (81)
82	6530319	COCHRAN-SIEGLE Ryan	USA	-	53 (96)	> 27.05 (82)

13-12-2017 / Val Gardena - Gröden (ITA) / 0019

Page 2/3

Data Processing by LONGINES

[www.fis-ski.com](http://www.fis-ski.com)

LONGINES Timing

Generation Date: TUE 12 DEC 2017

Time: 19:59

Document: 45B 1.0

## DRAW LIST BY POINTS TRAINING 1

**Number of Competitors: 96, Number of NSA: 24    Ranked 120 in the FIS List: PANGRAZZI P.    FIS Pts: 21.80**

No.	FIS Code	Name	NSA	WCSL-DH	WCSL-O	FIS-DH
83	6190179	ALPHAND Nils	FRA	-	-	> 27.19 (83)
84	511638	TUMLER Thomas	SUI	-	55 (95)	> 28.24 (84)
85	102271	HUDEK Jan	CZE	-	-	> 29.55 (85)
86	194858	ALLEGRE Nils	FRA	-	1 (179)	> 30.21 (86)
87	370031	ALESSANDRIA Arnaud	MON	-	-	> 30.71 (87)
88	502207	PLATTER Filip	SWE	-	-	> 31.63 (88)
89	502230	SUNDIN Olle	SWE	-	-	> 32.54 (89)
90	561214	DEBELAK Tilen	SLO	-	5 (167)	> 32.76 (90)
91	502210	MONSEN Zack	SWE	-	-	> 34.35 (91)
92	303758	SUGAI Ryo	JPN	-	-	> 35.39 (92)
93	400237	MEINERS Maarten	NED	-	-	> 35.47 (93)
94	460071	ACHIRILOAIE Ioan Valeriu	ROU	-	-	> 41.29 (94)
95	20413	VARGAS BOURGUET Matias	AND	-	-	> 48.83 (95)
96	54117	HOERL Christopher	MDA	-	-	> 74.81 (96)

**LEGEND**

**WCSL-DH** World Cup Start List points for Downhill    **WCSL-O** Overall WCSL points    **No.**    Control Number  
**FIS-DH** FIS points for Downhill

13-12-2017 / Val Gardena - Gröden (ITA) / 0019

Page 3/3

Data Processing by LONGINES

[www.fis-ski.com](http://www.fis-ski.com)

LONGINES Timing

Generation Date: TUE 12 DEC 2017

Time: 19:59

Document: 45B 1.0





# Audi FIS Ski World Cup 15.-16.12.2017

## VAL GARDENA-GRÖDEN



Audi  
FIS Ski World Cup

### AUDI FIS SKI WORLD CUP 2017/18

#### Val Gardena - Gröden (ITA)



#### 3rd MEN'S DOWNHILL

#### START LIST TRAINING 1

WED 13 DEC 2017  
Start Time: 12:15

Jury			Technical Data	
TD FIS	Thomas GSODAM	AUT	Course Name	Saslong
Referee	Markus WALDNER	FIS	Start Altitude	2249 m
Assistant Referee	Hannes TRINKL	FIS	Finish Altitude	1410 m
Chief of Race	Rainer SENONER	ITA	Vertical Drop	839 m
			Course Length	3446 m
			Homologation Number	12112/10/16

#### Race Information

Course Setter	Hannes TRINKL	AUT
Number of Gates	38	
Start Time	12:15	
Forerunners	A - Nicolò MOLTENI	ITA
	B - Alexander PRAST	ITA
	C - Florian SCHIEDER	ITA

D - Christoph ATZ	ITA
E - Luca AERNI	SUI
F - Ven FLORJANCIC	SLO

Number of Competitors: 96, Number of NSA: 24

Bib	FIS Code	Name	Year of Birth	Nation	Time	Ski
1	421483	JANSRUD Kjetil	1985	NOR	_____	Head
2	530874	GANONG Travis	1988	USA	_____	Atomic
3	421328	SVINDAL Aksel Lund	1982	NOR	_____	Head
4	533866	NYMAN Steven	1982	USA	_____	Fischer
5	422139	KILDE Aleksander Aamodt	1992	NOR	_____	Head
6	200379	SANDER Andreas	1989	GER	_____	Atomic
7	511383	FEUZ Beat	1987	SUI	_____	Head
8	191740	CLAREY Johan	1981	FRA	_____	Head
9	53902	MAYER Matthias	1990	AUT	_____	Head
10	53817	FRANZ Max	1989	AUT	_____	Atomic
11	102263	GUAY Erik	1981	CAN	_____	Head
12	53980	KRIECHMAYR Vincent	1991	AUT	_____	Fischer
13	192746	THEAUX Adrien	1984	FRA	_____	Head
14	102899	OSBORNE-PARADIS Manuel	1984	CAN	_____	Head
15	291459	PARIS Dominik	1989	ITA	_____	Nordica
16	511139	KUENG Patrick	1984	SUI	_____	Salomon
17	292455	FILL Peter	1982	ITA	_____	Atomic
18	561216	KLINE Bostjan	1991	SLO	_____	Stoeckli
19	50742	REICHELTHANNES Hannes	1980	AUT	_____	Salomon
20	202535	DRESSEN Thomas	1993	GER	_____	Rossignol
21	511513	CAVIEZEL Mauro	1988	SUI	_____	Atomic
22	54009	WALDER Christian	1991	AUT	_____	Head
23	202059	FERSTL Josef	1988	GER	_____	Head

13-12-2017 / Val Gardena - Gröden (ITA) / 0019

Page 1/3

Data Processing by LONGINES

www.fis-ski.com

LONGINES Timing

Generation Date: TUE 12 DEC 2017

Time: 20:32

Document: 51A 1.0





**Number of Competitors: 96, Number of NSA: 24**

Bib	FIS Code	Name	Year of Birth	Nation	Time	Ski
24	192932	FAYED Guillermo	1985	FRA		Head
25	194190	ROGER Brice	1990	FRA		Rossignol
26	51215	BAUMANN Romed	1986	AUT		Salomon
27	293006	INNERHOFER Christof	1984	ITA		Rossignol
28	194167	MUZATON Maxence	1990	FRA		Rossignol
29	6530104	BENNETT Bryce	1992	USA		Fischer
30	934643	GOLDBERG Jared	1991	USA		Head
31	511847	MANI Nils	1992	SUI		Stoekli
32	512039	ROULIN Gilles	1994	SUI		Head
33	561255	CATER Martin	1992	SLO		Stoekli
34	53981	KROELL Johannes	1991	AUT		Fischer
35	561217	KOSI Klemen	1991	SLO		Atomic
36	310426	VUKICEVIC Marko	1992	SRB		Fischer
37	53968	BERTHOLD Frederic	1991	AUT		Head
38	194298	GIEZENDANNER Blaise	1991	FRA		Head
39	422310	SEJERSTED Adrian Smiseth	1994	NOR		Atomic
40	53933	SCHWEIGER Patrick	1990	AUT		Salomon
41	104096	THOMPSON Broderick	1994	CAN		Head
42	54157	DANKLMAIER Daniel	1993	AUT		Atomic
43	511529	GISIN Marc	1988	SUI		Rossignol
44	202525	SCHMID Manuel	1993	GER		Head
45	194368	RAFFORT Nicolas	1991	FRA		Rossignol
46	990081	CASSE Mattia	1990	ITA		Head
47	512031	BARANDUN Gian Luca	1994	SUI		Salomon
48	54080	NEUMAYER Christopher	1992	AUT		Salomon
49	103762	WERRY Tyler	1991	CAN		Head
50	512038	ROGENTIN Stefan	1994	SUI		Stoekli
51	422120	SAUGESTAD Stian	1992	NOR		Head
52	512042	KRYENBUEHL Urs	1994	SUI		Stoekli
53	6290985	BUZZI Emanuele	1994	ITA		Head
54	380292	ZRNCIC DIM Natko	1986	CRO		Atomic
55	54005	STRIEDINGER Otmar	1991	AUT		Salomon
56	930024	MAPLE Wiley	1990	USA		Atomic
57	202345	SCHWAIGER Dominik	1991	GER		Head
58	531452	BIESEMAYER Thomas	1989	USA		Atomic
59	511981	WEBER Ralph	1993	SUI		Head
60	100558	COOK Dustin	1989	CAN		Head
61	292514	HEEL Werner	1982	ITA		Atomic
62	293550	MARSAGLIA Matteo	1985	ITA		Rossignol
63	6290845	BOSCA Guglielmo	1993	ITA		Head
64	6290540	DE VETTORI Matteo	1993	ITA		Head
65	6190176	BAILET Matthieu	1996	FRA		Salomon
66	501987	MONSEN Felix	1994	SWE		Atomic
67	54076	KOECK Niklas	1992	AUT		Atomic
68	103271	THOMSEN Benjamin	1987	CAN		Head
69	170131	FAARUP Christoffer	1992	DEN		Atomic
70	700878	BENDIK Martin	1993	SVK		
71	6290393	CAZZANIGA Davide	1992	ITA		Atomic



**Number of Competitors: 96, Number of NSA: 24**

Bib	FIS Code	Name	Year of Birth	Nation	Time	Ski
72	530939	WEIBRECHT Andrew	1986	USA		Head
73	561310	HROBAT Miha	1995	SLO		Atomic
74	110324	VON APPEN Henrik	1994	CHI		Head
75	194650	PICCARD Roy	1993	FRA		Rossignol
76	180570	ROMAR Andreas	1989	FIN		Head
77	20324	OLIVERAS Marc	1991	AND		Atomic
78	6291029	BATTILANI Henri	1994	ITA		Atomic
79	561067	PERKO Rok	1985	SLO		Stoeckli
80	430472	KLUSAK Michal	1990	POL		Head
81	6190006	SCHULLER Victor	1995	FRA		Head
82	6530319	COCHRAN-SIEGLE Ryan	1992	USA		Rossignol
83	6190179	ALPHAND Nils	1996	FRA		Head
84	511638	TUMLER Thomas	1989	SUI		Atomic
85	102271	HUDEC Jan	1981	CZE		
86	194858	ALLEGRE Nils	1994	FRA		Salomon
87	370031	ALESSANDRIA Arnaud	1993	MON		Salomon
88	502207	PLATTER Filip	1997	SWE		Head
89	502230	SUNDIN Olle	1997	SWE		Head
90	561214	DEBELAK Tilen	1991	SLO		Stoeckli
91	502210	MONSEN Zack	1997	SWE		Atomic
92	303758	SUGAI Ryo	1991	JPN		Atomic
93	400237	MEINERS Maarten	1992	NED		Rossignol
94	460071	ACHIRILOAIE Ioan Valeriu	1990	ROU		
95	20413	VARGAS BOURGUET Matias	1996	AND		
96	54117	HOERL Christopher	1989	MDA		



# Audi FIS Ski World Cup 15.-16.12.2017

## VAL GARDENA-GRÖDEN



Audi  
FIS Ski World Cup

### AUDI FIS SKI WORLD CUP 2017/18

#### Val Gardena - Gröden (ITA)



### 3rd MEN'S DOWNHILL

## RESULTS TRAINING 1 BY RANK

WED 13 DEC 2017  
Start Time: 12:45

Jury			Technical Data	
TD FIS	Thomas GSODAM	AUT	Course Name	Saslong
Referee	Markus WALDNER	FIS	Start Altitude	2000 m
Assistant Referee	Hannes TRINKL	FIS	Finish Altitude	1410 m
Chief of Race	Rainer SENONER	ITA	Vertical Drop	590 m
			Course Length	2365 m
			Homologation Number	12112/10/16

#### Race Information

Course Setter	Hannes TRINKL	FIS
Number of Gates	29	
Start Time	12:45	
Forerunners	A - Nicolò MOLTENI	ITA
	B - Alexander PRAST	ITA
	C - Florian SCHIEDER	ITA

D - Christoph ATZ	ITA
E - Luca AERNI	SUI
F - Ven FLORJANCIC	SLO

Number of Competitors: 96, Number of NSA: 24

Rank	Bib	FIS Code	Name	Year of Birth	Nation	Time	Diff.	Dist. (m)	Ski
1	30	934643	<b>GOLDBERG Jared</b>	1991	USA	1:27.27			Head
2	56	930024	<b>MAPLE Wiley</b>	1990	USA	1:27.74	0.47	12.67	Atomic
3	20	202535	<b>DRESSEN Thomas</b>	1993	GER	1:27.78	0.51	13.74	Rossignol
4	6	200379	<b>SANDER Andreas</b>	1989	GER	1:27.94	0.67	18.02	Atomic
5	61	292514	<b>HEEL Werner</b>	1982	ITA	1:28.11	0.84	22.55	Atomic
5 *	27	293006	<b>INNERHOFER Christof</b>	1984	ITA	1:28.11	0.84	22.55	Rossignol
7	13	192746	<b>THEAUX Adrien</b>	1984	FRA	1:28.15	0.88	23.61	Head
8	45	194368	<b>RAFFORT Nicolas</b>	1991	FRA	1:28.22	0.95	25.47	Rossignol
9	29	6530104	<b>BENNETT Bryce</b>	1992	USA	1:28.27	1.00	26.79	Fischer
10	14	102899	<b>OSBORNE-PARADIS Manuel</b>	1984	CAN	1:28.28	1.01	27.06	Head
11	8	191740	<b>CLAREY Johan</b>	1981	FRA	1:28.29	1.02	27.32	Head
12	23	202059	<b>FERSTL Josef</b>	1988	GER	1:28.30	1.03	27.59	Head
13	9	53902	<b>MAYER Matthias</b>	1990	AUT	1:28.42	1.15	30.76	Head
14	5	422139	<b>KILDE Aleksander Aamodt</b>	1992	NOR	1:28.65	1.38	36.82	Head
15	68	103271	<b>THOMSEN Benjamin</b>	1987	CAN	1:28.68	1.41	37.60	Head
16	11	102263	<b>GUAY Erik</b>	1981	CAN	1:28.70	1.43	38.13	Head
17	26	51215	<b>BAUMANN Romed</b>	1986	AUT	1:28.71	1.44	38.39	Salomon
18	19	50742	<b>REICHELTH Hannes</b>	1980	AUT	1:28.74	1.47	39.18	Salomon
19	1	421483	<b>JANSRUD Kjetil</b>	1985	NOR	1:28.76	1.49	39.70	Head
20	12	53980	<b>KRIECHMAYR Vincent</b>	1991	AUT	1:28.77	1.50	39.96	Fischer

#883 \_\_\_\_\_

13-12-2017 / Val Gardena - Gröden (ITA) / 0019

Page 1/3

Data Processing by LONGINES


www.fis-ski.com

LONGINES Timing

Generation Date: WED 13 DEC 2017

Time: 14:54

Document: 74B 1.0



3rd MEN'S DOWNHILL  
**RESULTS TRAINING 1 BY RANK**

Number of Competitors: 96, Number of NSA: 24

Rank	Bib	FIS Code	Name	Year of Birth	Nation	Time	Diff.	Dist. (m)	Ski
21	10	53817	FRANZ Max	1989	AUT	1:28.80	1.53	40.75	Atomic
22	55	54005	STRIEDINGER Otmar	1991	AUT	1:28.85	1.58	42.06	Salomon
23	46	990081	CASSE Mattia	1990	ITA	1:28.86	1.59	42.32	Head
24	17	292455	FILL Peter	1982	ITA	1:28.93	1.66	44.15	Atomic
25	4	533866	NYMAN Steven	1982	USA	1:28.94	1.67	44.41	Fischer
26	59	511981	WEBER Ralph	1993	SUI	1:28.96	1.69	44.93	Head
27	62	293550	MARSAGLIA Matteo	1985	ITA	1:28.98	1.71	45.45	Rossignol
27	34	53981	KROELL Johannes	1991	AUT	1:28.98	1.71	45.45	Fischer
29	7	511383	FEUZ Beat	1987	SUI	1:29.02	1.75	46.49	Head
30	44	202525	SCHMID Manuel	1993	GER	1:29.04	1.77	47.01	Head
31	63	6290845	BOSCA Guglielmo	1993	ITA	1:29.06	1.79	47.53	Head
32	42	54157	DANKLMAIER Daniel	1993	AUT	1:29.10	1.83	48.57	Atomic
32 *	15	291459	PARIS Dominik	1989	ITA	1:29.10	1.83	48.57	Nordica
34	47	512031	BARANDUN Gian Luca	1994	SUI	1:29.11	1.84	48.83	Salomon
35	2	530874	GANONG Travis	1988	USA	1:29.14	1.87	49.61	Atomic
36	18	561216	KLINE Bostjan	1991	SLO	1:29.21	1.94	51.43	Stoeckli
37	74	110324	VON APPEN Henrik	1994	CHI	1:29.25	1.98	52.47	Head
38	28	194167	MUZATON Maxence	1990	FRA	1:29.26	1.99	52.73	Rossignol
39	53	6290985	BUZZI Emanuele	1994	ITA	1:29.27	2.00	52.99	Head
40	57	202345	SCHWAIGER Dominik	1991	GER	1:29.37	2.10	55.57	Head
41	39	422310	SEJERSTED Adrian Smiseth	1994	NOR	1:29.38	2.11	55.83	Atomic
42	86	194858	ALLEGRE Nils	1994	FRA	1:29.40	2.13	56.35	Salomon
43	64	6290540	DE VETTORI Matteo	1993	ITA	1:29.41	2.14	56.61	Head
44	38	194298	GIEZENDANNER Blaise	1991	FRA	1:29.44	2.17	57.38	Head
45	40	53933	SCHWEIGER Patrick	1990	AUT	1:29.49	2.22	58.67	Salomon
46	71	6290393	CAZZANIGA Davide	1992	ITA	1:29.52	2.25	59.44	Atomic
47	58	531452	BIESEMEYER Thomas	1989	USA	1:29.55	2.28	60.21	Atomic
48	25	194190	ROGER Brice	1990	FRA	1:29.60	2.33	61.50	Rossignol
48	22	54009	WALDER Christian	1991	AUT	1:29.60	2.33	61.50	Head
50	41	104096	THOMPSON Broderick	1994	CAN	1:29.73	2.46	64.84	Head
51	31	511847	MANI Nils	1992	SUI	1:29.74	2.47	65.09	Stoeckli
52	52	512042	KRYENBUEHL Urs	1994	SUI	1:29.76	2.49	65.61	Stoeckli
53	65	6190176	BAILET Matthieu	1996	FRA	1:29.82	2.55	67.14	Salomon
54	35	561217	KOSI Klemen	1991	SLO	1:29.84	2.57	67.65	Atomic
55	87	370031	ALESSANDRIA Arnaud	1993	MON	1:29.87	2.60	68.42	Salomon
55	81	6190006	SCHULLER Victor	1995	FRA	1:29.87	2.60	68.42	Head
57	33	561255	CATER Martin	1992	SLO	1:29.96	2.69	70.72	Stoeckli
58	67	54076	KOECK Niklas	1992	AUT	1:29.97	2.70	70.97	Atomic
59	32	512039	ROULIN Gilles	1994	SUI	1:30.03	2.76	72.50	Head
60 *	24	192932	FAYED Guillermo	1985	FRA	1:30.05	2.78	73.01	Head
61	51	422120	SAUGESTAD Stian	1992	NOR	1:30.07	2.80	73.52	Head
62	83	6190179	ALPHAND Nils	1996	FRA	1:30.14	2.87	75.30	Head
63	66	501987	MONSEN Felix	1994	SWE	1:30.16	2.89	75.81	Atomic
64	69	170131	FAARUP Christoffer	1992	DEN	1:30.17	2.90	76.06	Atomic
65	21	511513	CAVIEZEL Mauro	1988	SUI	1:30.25	2.98	78.09	Atomic

#883 \_\_\_\_\_

3rd MEN'S DOWNHILL  
**RESULTS TRAINING 1 BY RANK**

Number of Competitors: 96, Number of NSA: 24

Rank	Bib	FIS Code	Name	Year of Birth	Nation	Time	Diff.	Dist. (m)	Ski
66	76	180570	ROMAR Andreas	1989	FIN	1:30.26	2.99	78.34	Head
67	16	511139	KUENG Patrick	1984	SUI	1:30.28	3.01	78.85	Salomon
68	48	54080	NEUMAYER Christopher	1992	AUT	1:30.34	3.07	80.37	Salomon
69	3	421328	SVINDAL Aksel Lund	1982	NOR	1:30.38	3.11	81.38	Head
70	79	561067	PERKO Rok	1985	SLO	1:30.43	3.16	82.64	Stoekli
71	37	53968	BERTHOLD Frederic	1991	AUT	1:30.44	3.17	82.90	Head
72	54	380292	ZRNCIC DIM Natko	1986	CRO	1:30.46	3.19	83.40	Atomic
73	75	194650	PICCARD Roy	1993	FRA	1:30.59	3.32	86.67	Rossignol
74	43	511529	GISIN Marc	1988	SUI	1:30.62	3.35	87.43	Rossignol
75	49	103762	WERRY Tyler	1991	CAN	1:30.66	3.39	88.43	Head
76	80	430472	KLUSAK Michal	1990	POL	1:30.67	3.40	88.68	Head
77	36	310426	VUKICEVIC Marko	1992	SRB	1:30.75	3.48	90.69	Fischer
78	60	100558	COOK Dustin	1989	CAN	1:30.79	3.52	91.69	Head
79	73	561310	HROBAT Miha	1995	SLO	1:30.86	3.59	93.44	Atomic
80	78	6291029	BATTILANI Henri	1994	ITA	1:30.98	3.71	96.44	Atomic
81	91	502210	MONSEN Zack	1997	SWE	1:31.02	3.75	97.44	Atomic
82	89	502230	SUNDIN Oile	1997	SWE	1:31.14	3.87	100.42	Head
83	96	54117	HOERL Christopher	1989	MDA	1:31.21	3.94	102.16	
84	72	530939	WEIBRECHT Andrew	1986	USA	1:31.33	4.06	105.13	Head
85	84	511638	TUMLER Thomas	1989	SUI	1:31.41	4.14	107.11	Atomic
86	* 77	20324	OLIVERAS Marc	1991	AND	1:31.48	4.21	108.84	Atomic
87	90	561214	DEBELAK Tilen	1991	SLO	1:31.58	4.31	111.30	Stoekli
88	93	400237	MEINERS Maarten	1992	NED	1:32.40	5.13	131.30	Rossignol
88	88	502207	PLATTER Filip	1997	SWE	1:32.40	5.13	131.30	Head
90	70	700878	BENDIK Martin	1993	SVK	1:33.07	5.80	147.38	
91	95	20413	VARGAS BOURGUET Matias	1996	AND	1:33.52	6.25	158.05	
92	92	303758	SUGAI Ryo	1991	JPN	1:34.73	7.46	186.24	Atomic
93	94	460071	ACHIRILOAIE Ioan Valeriu	1990	ROU	1:36.00	8.73	215.07	
	50	512038	ROGENTIN Stefan	1994	SUI	DNS			Stoekli
	82	6530319	COCHRAN-SIEGLE Ryan	1992	USA	DNS			Rossignol
	85	102271	HUDEC Jan	1981	CZE	DNS			

Technical Delegate:  
**Thomas GSODAM (AUT) #883**

**LEGEND**  
 \* Potential disqualification    DNS Did Not Start







# Audi FIS Ski World Cup 15.-16.12.2017

## VAL GARDENA-GRÖDEN



Audi  
FIS Ski World Cup

### AUDI FIS SKI WORLD CUP 2017/18

#### Val Gardena - Gröden (ITA)



### 3rd MEN'S DOWNHILL

## RESULTS TRAINING 1 BY BIB

WED 13 DEC 2017  
Start Time: 12:45

#### Jury

<b>TD FIS</b>	Thomas GSODAM	AUT
<b>Referee</b>	Markus WALDNER	FIS
<b>Assistant Referee</b>	Hannes TRINKL	FIS
<b>Chief of Race</b>	Rainer SENONER	ITA

#### Technical Data

<b>Course Name</b>	Saslong
<b>Start Altitude</b>	2000 m
<b>Finish Altitude</b>	1410 m
<b>Vertical Drop</b>	590 m
<b>Course Length</b>	2365 m
<b>Homologation Number</b>	12112/10/16

#### Race Information

<b>Course Setter</b>	Hannes TRINKL	FIS
<b>Number of Gates</b>	29	
<b>Start Time</b>	12:45	

<b>Forerunners</b>	A - Nicolò MOLTENI	ITA	D - Christoph ATZ	ITA
	B - Alexander PRAST	ITA	E - Luca AERNI	SUI
	C - Florian SCHIEDER	ITA	F - Ven FLORJANCIC	SLO

Number of Competitors: 96, Number of NSA: 24

Bib	FIS Code	Name	Year of Birth	Nation	Time	Rank	Ski
1	421483	JANSRUD Kjetil	1985	NOR	1:28.76	(19)	Head
2	530874	GANONG Travis	1988	USA	1:29.14	(35)	Atomic
3	421328	SVINDAL Aksel Lund	1982	NOR	1:30.38	(69)	Head
4	533866	NYMAN Steven	1982	USA	1:28.94	(25)	Fischer
5	422139	KILDE Aleksander Aamodt	1992	NOR	1:28.65	(14)	Head
6	200379	SANDER Andreas	1989	GER	1:27.94	(4)	Atomic
7	511383	FEUZ Beat	1987	SUI	1:29.02	(29)	Head
8	191740	CLAREY Johan	1981	FRA	1:28.29	(11)	Head
9	53902	MAYER Matthias	1990	AUT	1:28.42	(13)	Head
10	53817	FRANZ Max	1989	AUT	1:28.80	(21)	Atomic
11	102263	GUAY Erik	1981	CAN	1:28.70	(16)	Head
12	53980	KRIECHMAYR Vincent	1991	AUT	1:28.77	(20)	Fischer
13	192746	THEAUX Adrien	1984	FRA	1:28.15	(7)	Head
14	102899	OSBORNE-PARADIS Manuel	1984	CAN	1:28.28	(10)	Head
15	291459	PARIS Dominik	1989	ITA	1:29.10	(32)	Nordica
16	511139	KUENG Patrick	1984	SUI	1:30.28	(67)	Salomon
17	292455	FILL Peter	1982	ITA	1:28.93	(24)	Atomic
18	561216	KLINE Bostjan	1991	SLO	1:29.21	(36)	Stoeckli
19	50742	REICHELTHANNES Hannes	1980	AUT	1:28.74	(18)	Salomon
20	202535	DRESSEN Thomas	1993	GER	1:27.78	(3)	Rossignol
21	511513	CAVIEZEL Mauro	1988	SUI	1:30.25	(65)	Atomic
22	54009	WALDER Christian	1991	AUT	1:29.60	(48)	Head

13-12-2017 / Val Gardena - Gröden (ITA) / 0019

Page 1/3

Data Processing by LONGINES


www.fis-ski.com

LONGINES Timing

Generation Date: WED 13 DEC 2017

Time: 14:54

Document: 74A 1.0



Number of Competitors: 96, Number of NSA: 24

Bib	FIS Code	Name	Year of Birth	Nation	Time	Rank	Ski
23	202059	FERSTL Josef	1988	GER	1:28.30	(12)	Head
24	192932	FAYED Guillermo	1985	FRA	1:30.05	(60)	Head
25	194190	ROGER Brice	1990	FRA	1:29.60	(48)	Rossignol
26	51215	BAUMANN Romed	1986	AUT	1:28.71	(17)	Salomon
27	293006	INNERHOFER Christof	1984	ITA	1:28.11	(5)	Rossignol
28	194167	MUZATON Maxence	1990	FRA	1:29.26	(38)	Rossignol
29	6530104	BENNETT Bryce	1992	USA	1:28.27	(9)	Fischer
30	934643	GOLDBERG Jared	1991	USA	1:27.27	(1)	Head
31	511847	MANI Nils	1992	SUI	1:29.74	(51)	Stoeckli
32	512039	ROULIN Gilles	1994	SUI	1:30.03	(59)	Head
33	561255	CATER Martin	1992	SLO	1:29.96	(57)	Stoeckli
34	53981	KROELL Johannes	1991	AUT	1:28.98	(27)	Fischer
35	561217	KOSI Klemen	1991	SLO	1:29.84	(54)	Atomic
36	310426	VUKICEVIC Marko	1992	SRB	1:30.75	(77)	Fischer
37	53968	BERTHOLD Frederic	1991	AUT	1:30.44	(71)	Head
38	194298	GIEZENDANNER Blaise	1991	FRA	1:29.44	(44)	Head
39	422310	SEJERSTED Adrian Smiseth	1994	NOR	1:29.38	(41)	Atomic
40	53933	SCHWEIGER Patrick	1990	AUT	1:29.49	(45)	Salomon
41	104096	THOMPSON Broderick	1994	CAN	1:29.73	(50)	Head
42	54157	DANKLMAIER Daniel	1993	AUT	1:29.10	(32)	Atomic
43	511529	GISIN Marc	1988	SUI	1:30.62	(74)	Rossignol
44	202525	SCHMID Manuel	1993	GER	1:29.04	(30)	Head
45	194368	RAFFORT Nicolas	1991	FRA	1:28.22	(8)	Rossignol
46	990081	CASSE Mattia	1990	ITA	1:28.86	(23)	Head
47	512031	BARANDUN Gian Luca	1994	SUI	1:29.11	(34)	Salomon
48	54080	NEUMAYER Christopher	1992	AUT	1:30.34	(68)	Salomon
49	103762	WERRY Tyler	1991	CAN	1:30.66	(75)	Head
50	512038	ROGENTIN Stefan	1994	SUI	DNS		Stoeckli
51	422120	SAUGESTAD Stian	1992	NOR	1:30.07	(61)	Head
52	512042	KRYENBUEHL Urs	1994	SUI	1:29.76	(52)	Stoeckli
53	6290985	BUZZI Emanuele	1994	ITA	1:29.27	(39)	Head
54	380292	ZRNCIC DIM Natko	1986	CRO	1:30.46	(72)	Atomic
55	54005	STRIEDINGER Otmar	1991	AUT	1:28.85	(22)	Salomon
56	930024	MAPLE Wiley	1990	USA	1:27.74	(2)	Atomic
57	202345	SCHWAIGER Dominik	1991	GER	1:29.37	(40)	Head
58	531452	BIESEMEYER Thomas	1989	USA	1:29.55	(47)	Atomic
59	511981	WEBER Ralph	1993	SUI	1:28.96	(26)	Head
60	100558	COOK Dustin	1989	CAN	1:30.79	(78)	Head
61	292514	HEEL Werner	1982	ITA	1:28.11	(5)	Atomic
62	293550	MARSAGLIA Matteo	1985	ITA	1:28.98	(27)	Rossignol
63	6290845	BOSCA Guglielmo	1993	ITA	1:29.06	(31)	Head
64	6290540	DE VETTORI Matteo	1993	ITA	1:29.41	(43)	Head
65	6190176	BAILET Matthieu	1996	FRA	1:29.82	(53)	Salomon
66	501987	MONSEN Felix	1994	SWE	1:30.16	(63)	Atomic
67	54076	KOECK Niklas	1992	AUT	1:29.97	(58)	Atomic
68	103271	THOMSEN Benjamin	1987	CAN	1:28.68	(15)	Head
69	170131	FAARUP Christoffer	1992	DEN	1:30.17	(64)	Atomic

Number of Competitors: 96, Number of NSA: 24

Bib	FIS Code	Name	Year of Birth	Nation	Time	Rank	Ski
70	700878	BENDIK Martin	1993	SVK	1:33.07	(90)	
71	6290393	CAZZANIGA Davide	1992	ITA	1:29.52	(46)	Atomic
72	530939	WEIBRECHT Andrew	1986	USA	1:31.33	(84)	Head
73	561310	HROBAT Miha	1995	SLO	1:30.86	(79)	Atomic
74	110324	VON APPEN Henrik	1994	CHI	1:29.25	(37)	Head
75	194650	PICCARD Roy	1993	FRA	1:30.59	(73)	Rossignol
76	180570	ROMAR Andreas	1989	FIN	1:30.26	(66)	Head
77	20324	OLIVERAS Marc	1991	AND	1:31.48	(86)	Atomic
78	6291029	BATTILANI Henri	1994	ITA	1:30.98	(80)	Atomic
79	561067	PERKO Rok	1985	SLO	1:30.43	(70)	Stoeckli
80	430472	KLUSAK Michal	1990	POL	1:30.67	(76)	Head
81	6190006	SCHULLER Victor	1995	FRA	1:29.87	(55)	Head
82	6530319	COCHRAN-SIEGLE Ryan	1992	USA	DNS		Rossignol
83	6190179	ALPHAND Nils	1996	FRA	1:30.14	(62)	Head
84	511638	TUMLER Thomas	1989	SUI	1:31.41	(85)	Atomic
85	102271	HUDEC Jan	1981	CZE	DNS		
86	194858	ALLEGRE Nils	1994	FRA	1:29.40	(42)	Salomon
87	370031	ALESSANDRIA Arnaud	1993	MON	1:29.87	(55)	Salomon
88	502207	PLATTER Filip	1997	SWE	1:32.40	(88)	Head
89	502230	SUNDIN Olle	1997	SWE	1:31.14	(82)	Head
90	561214	DEBELAK Tilen	1991	SLO	1:31.58	(87)	Stoeckli
91	502210	MONSEN Zack	1997	SWE	1:31.02	(81)	Atomic
92	303758	SUGAI Ryo	1991	JPN	1:34.73	(92)	Atomic
93	400237	MEINERS Maarten	1992	NED	1:32.40	(88)	Rossignol
94	460071	ACHIRILOAIE Ioan Valeriu	1990	ROU	1:36.00	(93)	
95	20413	VARGAS BOURGUET Matias	1996	AND	1:33.52	(91)	
96	54117	HOERL Christopher	1989	MDA	1:31.21	(83)	

**LEGEND**  
 DNS Did Not Start



# Audi FIS Ski World Cup 15.-16.12.2017

## VAL GARDENA-GRÖDEN



Audi  
FIS Ski World Cup

### AUDI FIS SKI WORLD CUP 2017/18

#### Val Gardena - Gröden (ITA)



3rd MEN'S DOWNHILL

WED 13 DEC 2017

## PERFORMANCE ANALYSIS 1 TRAINING 1

Number of Competitors: 93

Rank	Bib	Name	Nation	Positions			Partials			Difference		Speed					
				Pos.	Time	Rank	Pos.	Time	Rank	Time	Dist(m)	Pos.	Km/h	Rank			
1	30	<b>GOLDBERG Jared</b>	USA	Int1: 32.08 (6)	Int2: 47.25 (4)	Int3: 1:05.11 (1)	Fin: 1:27.27 (1)	I1-I2: 15.17 (4)	I2-I3: 17.86 (2)	I3-Fin: 22.16 (1)	0.07	0.28	0.00	0.00	Sp1: 106.60 (4)	Avg.: 97.56	
2	56	<b>MAPLE Wiley</b>	USA	Int1: 32.06 (3)	Int2: 46.97 (1)	Int3: 1:05.16 (2)	Fin: 1:27.74 (2)	I1-I2: 14.91 (1)	I2-I3: 18.19 (17)	I3-Fin: 22.58 (12)	0.05	0.00	0.05	0.47	12.67	Sp1: 105.10 (15)	Avg.: 97.04
3	20	<b>DRESSEN Thomas</b>	GER	Int1: 32.07 (4)	Int2: 47.20 (3)	Int3: 1:05.47 (6)	Fin: 1:27.78 (3)	I1-I2: 15.13 (3)	I2-I3: 18.27 (25)	I3-Fin: 22.31 (2)	0.06	0.23	0.36	0.51	13.74	Sp1: 107.20 (3)	Avg.: 96.99
4	6	<b>SANDER Andreas</b>	GER	Int1: 32.01 (1)	Int2: 47.49 (9)	Int3: 1:05.40 (4)	Fin: 1:27.94 (4)	I1-I2: 15.48 (29)	I2-I3: 17.91 (3)	I3-Fin: 22.54 (8)	0.00	0.52	0.29	0.67	18.02	Sp1: 104.60 (20)	Avg.: 96.82
5	61	<b>HEEL Werner</b>	ITA	Int1: 32.07 (4)	Int2: 47.11 (2)	Int3: 1:05.41 (5)	Fin: 1:28.11 (5)	I1-I2: 15.04 (2)	I2-I3: 18.30 (30)	I3-Fin: 22.70 (22)	0.06	0.14	0.30	0.84	22.55	Sp1: 104.60 (20)	Avg.: 96.63
5	27	<b>INNERHOFER Christof</b>	ITA	Int1: 32.03 (2)	Int2: 47.41 (5)	Int3: 1:05.38 (3)	Fin: 1:28.11 (5)	I1-I2: 15.38 (18)	I2-I3: 17.97 (5)	I3-Fin: 22.73 (25)	0.02	0.44	0.27	0.84	22.55	Sp1: 106.20 (6)	Avg.: 96.63
7	13	<b>THEAUX Adrien</b>	FRA	Int1: 32.11 (8)	Int2: 47.42 (6)	Int3: 1:05.48 (7)	Fin: 1:28.15 (7)	I1-I2: 15.31 (10)	I2-I3: 18.06 (9)	I3-Fin: 22.67 (19)	0.10	0.45	0.37	0.88	23.61	Sp1: 104.70 (19)	Avg.: 96.59
8	45	<b>RAFFORT Nicolas</b>	FRA	Int1: 32.23 (20)	Int2: 47.48 (8)	Int3: 1:05.81 (12)	Fin: 1:28.22 (8)	I1-I2: 15.25 (7)	I2-I3: 18.33 (34)	I3-Fin: 22.41 (5)	0.22	0.51	0.70	0.95	25.47	Sp1: 105.70 (11)	Avg.: 96.51
9	29	<b>BENNETT Bryce</b>	USA	Int1: 32.36 (33)	Int2: 47.96 (39)	Int3: 1:05.71 (10)	Fin: 1:28.27 (9)	I1-I2: 15.60 (46)	I2-I3: 17.75 (1)	I3-Fin: 22.56 (9)	0.35	0.99	0.60	1.00	26.79	Sp1: 105.90 (7)	Avg.: 96.45
10	14	<b>OSBORNE-PARADIS Manuel</b>	CAN	Int1: 32.12 (10)	Int2: 47.49 (9)	Int3: 1:05.63 (8)	Fin: 1:28.28 (10)	I1-I2: 15.37 (16)	I2-I3: 18.14 (11)	I3-Fin: 22.65 (17)	0.11	0.52	0.52	1.01	27.06	Sp1: 104.80 (17)	Avg.: 96.44

13-12-2017 / Val Gardena - Gröden (ITA) / 0019

Page 1/8

Data Processing by LONGINES


www.fis-ski.com

LONGINES Timing

Generation Date: WED 13 DEC 2017

Time: 14:58

Document: 77A 1.0





## PERFORMANCE ANALYSIS 1 TRAINING 1

Number of Competitors: 93

Rank	Bib	Name	Nation	Positions			Partials			Difference		Speed					
				Pos.	Time	Rank	Pos.	Time	Rank	Time	Dist(m)	Pos.	Km/h	Rank			
11	8	CLAREY Johan	FRA	Int1: 32.20 (15)	Int2: 47.50 (12)	Int3: 1:05.64 (9)	Fin: 1:28.29 (11)	I1-I2: 15.30 (8)	I2-I3: 18.14 (11)	I3-Fin: 22.65 (17)	0.19	0.53	0.53	1.02	27.32	Sp1: 104.00 (26)	Avg.: 96.43
12	23	FERSTL Josef	GER	Int1: 32.31 (24)	Int2: 47.83 (27)	Int3: 1:05.97 (18)	Fin: 1:28.30 (12)	I1-I2: 15.52 (34)	I2-I3: 18.14 (11)	I3-Fin: 22.33 (3)	0.30	0.86	0.86	1.03	27.59	Sp1: 106.60 (4)	Avg.: 96.42
13	9	MAYER Matthias	AUT	Int1: 32.18 (14)	Int2: 47.71 (20)	Int3: 1:05.98 (19)	Fin: 1:28.42 (13)	I1-I2: 15.53 (36)	I2-I3: 18.27 (25)	I3-Fin: 22.44 (6)	0.17	0.74	0.87	1.15	30.76	Sp1: 107.50 (2)	Avg.: 96.29
14	5	KILDE Aleksander Aamodt	NOR	Int1: 32.08 (6)	Int2: 47.70 (19)	Int3: 1:05.72 (11)	Fin: 1:28.65 (14)	I1-I2: 15.62 (47)	I2-I3: 18.02 (6)	I3-Fin: 22.93 (37)	0.07	0.73	0.61	1.38	36.82	Sp1: 102.90 (44)	Avg.: 96.04
15	68	THOMSEN Benjamin	CAN	Int1: 32.21 (16)	Int2: 47.74 (22)	Int3: 1:05.92 (17)	Fin: 1:28.68 (15)	I1-I2: 15.53 (36)	I2-I3: 18.18 (16)	I3-Fin: 22.76 (28)	0.20	0.77	0.81	1.41	37.60	Sp1: 102.60 (48)	Avg.: 96.01
16	11	GUAY Erik	CAN	Int1: 32.32 (26)	Int2: 47.91 (33)	Int3: 1:06.13 (25)	Fin: 1:28.70 (16)	I1-I2: 15.59 (43)	I2-I3: 18.22 (21)	I3-Fin: 22.57 (11)	0.31	0.94	1.02	1.43	38.13	Sp1: 103.00 (42)	Avg.: 95.99
17	26	BAUMANN Romed	AUT	Int1: 32.41 (41)	Int2: 47.78 (24)	Int3: 1:06.01 (21)	Fin: 1:28.71 (17)	I1-I2: 15.37 (16)	I2-I3: 18.23 (22)	I3-Fin: 22.70 (22)	0.40	0.81	0.90	1.44	38.39	Sp1: 105.80 (9)	Avg.: 95.98
18	19	REICHELTH Hannes	AUT	Int1: 32.67 (69)	Int2: 48.37 (66)	Int3: 1:06.40 (39)	Fin: 1:28.74 (18)	I1-I2: 15.70 (60)	I2-I3: 18.03 (7)	I3-Fin: 22.34 (4)	0.66	1.40	1.29	1.47	39.18	Sp1: 105.00 (16)	Avg.: 95.94
19	1	JANSRUD Kjetil	NOR	Int1: 32.46 (45)	Int2: 47.88 (31)	Int3: 1:06.09 (23)	Fin: 1:28.76 (19)	I1-I2: 15.42 (22)	I2-I3: 18.21 (19)	I3-Fin: 22.67 (19)	0.45	0.91	0.98	1.49	39.70	Sp1: 105.90 (7)	Avg.: 95.92
20	12	KRIECHMAYR Vincent	AUT	Int1: 32.22 (18)	Int2: 47.73 (21)	Int3: 1:06.19 (28)	Fin: 1:28.77 (20)	I1-I2: 15.51 (32)	I2-I3: 18.46 (48)	I3-Fin: 22.58 (12)	0.21	0.76	1.08	1.50	39.96	Sp1: 103.70 (32)	Avg.: 95.91
21	10	FRANZ Max	AUT	Int1: 32.35 (29)	Int2: 47.97 (40)	Int3: 1:06.13 (25)	Fin: 1:28.80 (21)	I1-I2: 15.62 (47)	I2-I3: 18.16 (15)	I3-Fin: 22.67 (19)	0.34	1.00	1.02	1.53	40.75	Sp1: 104.80 (17)	Avg.: 95.88
22	55	STRIEDINGER Otmar	AUT	Int1: 32.13 (11)	Int2: 47.45 (7)	Int3: 1:05.90 (16)	Fin: 1:28.85 (22)	I1-I2: 15.32 (11)	I2-I3: 18.45 (46)	I3-Fin: 22.95 (42)	0.12	0.48	0.79	1.58	42.06	Sp1: 102.00 (55)	Avg.: 95.82
23	46	CASSE Mattia	ITA	Int1: 32.16 (12)	Int2: 47.49 (9)	Int3: 1:05.85 (14)	Fin: 1:28.86 (23)	I1-I2: 15.33 (12)	I2-I3: 18.36 (38)	I3-Fin: 23.01 (47)	0.15	0.52	0.74	1.59	42.32	Sp1: 101.60 (62)	Avg.: 95.81

## PERFORMANCE ANALYSIS 1 TRAINING 1

Number of Competitors: 93

Rank	Bib	Name	Nation	Positions			Partials			Difference		Speed					
				Pos.	Time	Rank	Pos.	Time	Rank	Time	Dist(m)	Pos.	Km/h	Rank			
24	17	FILL Peter	ITA	Int1: 32.31 (24)	Int2: 47.61 (15)	Int3: 1:05.84 (13)	Fin: 1:28.93 (24)	I1-I2: 15.30 (8)	I2-I3: 18.23 (22)	I3-Fin: 23.09 (54)	0.30	0.64	0.73	1.66	44.15	Sp1: 103.50 (34)	Avg.: 95.74
25	4	NYMAN Steven	USA	Int1: 48.21 (61)	Int2: 1:06.36 (35)	Int3: 1:28.94 (25)		I1-I2: 18.15 (14)	I2-I3: 22.58 (12)		1.24	1.25	1.67	44.41	Sp1: 100.60 (77)	Avg.: 95.73	
26	59	WEBER Ralph	SUI	Int1: 32.22 (18)	Int2: 47.90 (32)	Int3: 1:05.98 (19)	Fin: 1:28.96 (26)	I1-I2: 15.68 (55)	I2-I3: 18.08 (10)	I3-Fin: 22.98 (43)	0.21	0.93	0.87	1.69	44.93	Sp1: 100.90 (72)	Avg.: 95.71
27	62	MARSAGLIA Matteo	ITA	Int1: 32.32 (26)	Int2: 47.74 (22)	Int3: 1:06.27 (29)	Fin: 1:28.98 (27)	I1-I2: 15.42 (22)	I2-I3: 18.53 (55)	I3-Fin: 22.71 (24)	0.31	0.77	1.16	1.71	45.45	Sp1: 103.90 (27)	Avg.: 95.68
27	34	KROELL Johannes	AUT	Int1: 32.77 (75)	Int2: 48.13 (51)	Int3: 1:06.45 (41)	Fin: 1:28.98 (27)	I1-I2: 15.36 (15)	I2-I3: 18.32 (32)	I3-Fin: 22.53 (7)	0.76	1.16	1.34	1.71	45.45	Sp1: 105.80 (9)	Avg.: 95.68
29	7	FEUZ Beat	SUI	Int1: 32.43 (43)	Int2: 48.07 (45)	Int3: 1:06.12 (24)	Fin: 1:29.02 (29)	I1-I2: 15.64 (51)	I2-I3: 18.05 (8)	I3-Fin: 22.90 (36)	0.42	1.10	1.01	1.75	46.49	Sp1: 104.40 (23)	Avg.: 95.64
30	44	SCHMID Manuel	GER	Int1: 32.51 (49)	Int2: 48.21 (61)	Int3: 1:06.48 (45)	Fin: 1:29.04 (30)	I1-I2: 15.70 (60)	I2-I3: 18.27 (25)	I3-Fin: 22.56 (9)	0.50	1.24	1.37	1.77	47.01	Sp1: 104.40 (23)	Avg.: 95.62
31	63	BOSCA Guglielmo	ITA	Int1: 32.17 (13)	Int2: 47.67 (17)	Int3: 1:05.86 (15)	Fin: 1:29.06 (31)	I1-I2: 15.50 (31)	I2-I3: 18.19 (17)	I3-Fin: 23.20 (61)	0.16	0.70	0.75	1.79	47.53	Sp1: 102.20 (54)	Avg.: 95.60
32	42	DANKLMAIER Daniel	AUT	Int1: 32.26 (21)	Int2: 47.82 (26)	Int3: 1:06.34 (33)	Fin: 1:29.10 (32)	I1-I2: 15.56 (40)	I2-I3: 18.52 (54)	I3-Fin: 22.76 (28)	0.25	0.85	1.23	1.83	48.57	Sp1: 101.30 (67)	Avg.: 95.56
32	15	PARIS Dominik	ITA	Int1: 32.40 (39)	Int2: 47.81 (25)	Int3: 1:06.16 (27)	Fin: 1:29.10 (32)	I1-I2: 15.41 (20)	I2-I3: 18.35 (36)	I3-Fin: 22.94 (39)	0.39	0.84	1.05	1.83	48.57	Sp1: 103.10 (41)	Avg.: 95.56
34	47	BARANDUN Gian Luca	SUI	Int1: 32.35 (29)	Int2: 48.02 (43)	Int3: 1:06.36 (35)	Fin: 1:29.11 (34)	I1-I2: 15.67 (54)	I2-I3: 18.34 (35)	I3-Fin: 22.75 (26)	0.34	1.05	1.25	1.84	48.83	Sp1: 105.50 (13)	Avg.: 95.54
35	2	GANONG Travis	USA	Int1: 32.64 (64)	Int2: 48.16 (56)	Int3: 1:06.37 (37)	Fin: 1:29.14 (35)	I1-I2: 15.52 (34)	I2-I3: 18.21 (19)	I3-Fin: 22.77 (30)	0.63	1.19	1.26	1.87	49.61	Sp1: 108.10 (1)	Avg.: 95.51
36	18	KLINE Bostjan	SLO	Int1: 32.56 (59)	Int2: 48.32 (63)	Int3: 1:06.59 (53)	Fin: 1:29.21 (36)	I1-I2: 15.76 (65)	I2-I3: 18.27 (25)	I3-Fin: 22.62 (16)	0.55	1.35	1.48	1.94	51.43	Sp1: 103.80 (31)	Avg.: 95.44

## PERFORMANCE ANALYSIS 1 TRAINING 1

Number of Competitors: 93

Rank	Bib	Name	Nation	Positions			Partials			Difference		Speed					
				Pos.	Time	Rank	Pos.	Time	Rank	Time	Dist(m)	Pos.	Km/h	Rank			
37	74	VON APPEN Henrik	CHI	Int1: 32.47 (46)	Int2: 47.93 (36)	Int3: 1:06.46 (43)	Fin: 1:29.25 (37)	I1-I2: 15.46 (26)	I2-I3: 18.53 (55)	I3-Fin: 22.79 (31)	0.46	0.96	1.35	1.98	52.47	Sp1: 103.90 (27)	Avg.: 95.39
38	28	MUZATON Maxence	FRA	Int1: 32.38 (35)	Int2: 47.92 (34)	Int3: 1:06.27 (29)	Fin: 1:29.26 (38)	I1-I2: 15.54 (38)	I2-I3: 18.35 (36)	I3-Fin: 22.99 (45)	0.37	0.95	1.16	1.99	52.73	Sp1: 103.60 (33)	Avg.: 95.38
39	53	BUZZI Emanuele	ITA	Int1: 32.30 (23)	Int2: 47.86 (29)	Int3: 1:06.45 (41)	Fin: 1:29.27 (39)	I1-I2: 15.56 (40)	I2-I3: 18.59 (60)	I3-Fin: 22.82 (32)	0.29	0.89	1.34	2.00	52.99	Sp1: 102.60 (48)	Avg.: 95.37
40	57	SCHWAIGER Dominik	GER	Int1: 32.38 (35)	Int2: 47.85 (28)	Int3: 1:06.38 (38)	Fin: 1:29.37 (40)	I1-I2: 15.47 (27)	I2-I3: 18.53 (55)	I3-Fin: 22.99 (45)	0.37	0.88	1.27	2.10	55.57	Sp1: 104.30 (25)	Avg.: 95.27
41	39	SEJERSTED Adrian Smiseth	NOR	Int1: 32.42 (42)	Int2: 48.10 (48)	Int3: 1:06.56 (51)	Fin: 1:29.38 (41)	I1-I2: 15.68 (55)	I2-I3: 18.46 (48)	I3-Fin: 22.82 (32)	0.41	1.13	1.45	2.11	55.83	Sp1: 102.30 (53)	Avg.: 95.26
42	86	ALLEGRE Niils	FRA	Int1: 32.45 (44)	Int2: 48.14 (53)	Int3: 1:06.46 (43)	Fin: 1:29.40 (42)	I1-I2: 15.69 (58)	I2-I3: 18.32 (32)	I3-Fin: 22.94 (39)	0.44	1.17	1.35	2.13	56.35	Sp1: 103.20 (37)	Avg.: 95.23
43	64	DE VETTORI Matteo	ITA	Int1: 32.53 (52)	Int2: 47.97 (40)	Int3: 1:06.33 (32)	Fin: 1:29.41 (43)	I1-I2: 15.44 (25)	I2-I3: 18.36 (38)	I3-Fin: 23.08 (52)	0.52	1.00	1.22	2.14	56.61	Sp1: 100.80 (74)	Avg.: 95.22
44	38	GIEZENDANNER Blaise	FRA	Int1: 32.52 (50)	Int2: 48.18 (58)	Int3: 1:06.69 (54)	Fin: 1:29.44 (44)	I1-I2: 15.66 (52)	I2-I3: 18.51 (53)	I3-Fin: 22.75 (26)	0.51	1.21	1.58	2.17	57.38	Sp1: 103.50 (34)	Avg.: 95.19
45	40	SCHWEIGER Patrick	AUT	Int1: 32.54 (55)	Int2: 48.13 (51)	Int3: 1:06.51 (48)	Fin: 1:29.49 (45)	I1-I2: 15.59 (43)	I2-I3: 18.38 (42)	I3-Fin: 22.98 (43)	0.53	1.16	1.40	2.22	58.67	Sp1: 103.30 (36)	Avg.: 95.14
46	71	CAZZANIGA Davide	ITA	Int1: 32.54 (55)	Int2: 47.93 (36)	Int3: 1:06.32 (31)	Fin: 1:29.52 (46)	I1-I2: 15.39 (19)	I2-I3: 18.39 (43)	I3-Fin: 23.20 (61)	0.53	0.96	1.21	2.25	59.44	Sp1: 103.90 (27)	Avg.: 95.11
47	58	BISEMMEYER Thomas	USA	Int1: 32.11 (8)	Int2: 47.54 (13)	Int3: 1:06.54 (50)	Fin: 1:29.55 (47)	I1-I2: 15.43 (24)	I2-I3: 19.00 (81)	I3-Fin: 23.01 (47)	0.10	0.57	1.43	2.28	60.21	Sp1: 103.20 (37)	Avg.: 95.08
48	25	ROGER Brice	FRA	Int1: 32.33 (28)	Int2: 47.67 (17)	Int3: 1:06.43 (40)	Fin: 1:29.60 (48)	I1-I2: 15.34 (13)	I2-I3: 18.76 (66)	I3-Fin: 23.17 (59)	0.32	0.70	1.32	2.33	61.50	Sp1: 101.90 (57)	Avg.: 95.02
48	22	WALDER Christian	AUT	Int1: 32.58 (62)	Int2: 48.32 (63)	Int3: 1:06.99 (65)	Fin: 1:29.60 (48)	I1-I2: 15.74 (64)	I2-I3: 18.67 (64)	I3-Fin: 22.61 (15)	0.57	1.35	1.88	2.33	61.50	Sp1: 105.70 (11)	Avg.: 95.02

## PERFORMANCE ANALYSIS 1 TRAINING 1

Number of Competitors: 93

Rank	Bib	Name	Nation	Positions			Partials			Difference		Speed		
				Pos.	Time	Rank	Pos.	Time	Rank	Time	Dist(m)	Pos.	Km/h	Rank
50	41	THOMPSON Broderick	CAN	Int1: 32.55 (58)	Int2: 48.11 (50)	Int3: 1:06.89 (61)	Fin: 1:29.73 (50)	I1-I2: 15.56 (40)	I2-I3: 18.78 (67)	I3-Fin: 22.84 (34)	0.54 1.14 1.78 2.46	64.84	Sp1: 102.50 (51)	Avg.: 94.88
51	31	MANI Nils	SUI	Int1: 32.50 (47)	Int2: 48.16 (56)	Int3: 1:06.52 (49)	Fin: 1:29.74 (51)	I1-I2: 15.66 (52)	I2-I3: 18.36 (38)	I3-Fin: 23.22 (63)	0.49 1.19 1.41 2.47	65.09	Sp1: 102.60 (48)	Avg.: 94.87
52	52	KRYENBUEHL Urs	SUI	Int1: 32.53 (52)	Int2: 47.94 (38)	Int3: 1:06.34 (33)	Fin: 1:29.76 (52)	I1-I2: 15.41 (20)	I2-I3: 18.40 (45)	I3-Fin: 23.42 (75)	0.52 0.97 1.23 2.49	65.61	Sp1: 102.00 (55)	Avg.: 94.85
53	65	BAILET Matthieu	FRA	Int1: 32.39 (37)	Int2: 48.02 (43)	Int3: 1:06.48 (45)	Fin: 1:29.82 (53)	I1-I2: 15.63 (50)	I2-I3: 18.46 (48)	I3-Fin: 23.34 (68)	0.38 1.05 1.37 2.55	67.14	Sp1: 101.90 (57)	Avg.: 94.79
54	35	KOSI Klemen	SLO	Int1: 32.56 (59)	Int2: 48.38 (68)	Int3: 1:06.75 (55)	Fin: 1:29.84 (54)	I1-I2: 15.82 (73)	I2-I3: 18.37 (41)	I3-Fin: 23.09 (54)	0.55 1.41 1.64 2.57	67.65	Sp1: 101.40 (66)	Avg.: 94.77
55	87	ALESSANDRIA Arnaud	MON	Int1: 32.75 (74)	Int2: 48.10 (48)	Int3: 1:07.00 (66)	Fin: 1:29.87 (55)	I1-I2: 15.35 (14)	I2-I3: 18.90 (76)	I3-Fin: 22.87 (35)	0.74 1.13 1.89 2.60	68.42	Sp1: 104.50 (22)	Avg.: 94.74
55	81	SCHULLER Victor	FRA	Int1: 32.67 (69)	Int2: 48.54 (75)	Int3: 1:06.93 (63)	Fin: 1:29.87 (55)	I1-I2: 15.87 (77)	I2-I3: 18.39 (43)	I3-Fin: 22.94 (39)	0.66 1.57 1.82 2.60	68.42	Sp1: 102.50 (51)	Avg.: 94.74
57	33	CATER Martin	SLO	Int1: 33.02 (86)	Int2: 49.10 (86)	Int3: 1:07.03 (69)	Fin: 1:29.96 (57)	I1-I2: 16.08 (86)	I2-I3: 17.93 (4)	I3-Fin: 22.93 (37)	1.01 2.13 1.92 2.69	70.72	Sp1: 103.90 (27)	Avg.: 94.64
58	67	KOECK Niklas	AUT	Int1: 32.54 (55)	Int2: 48.01 (42)	Int3: 1:06.56 (51)	Fin: 1:29.97 (58)	I1-I2: 15.47 (27)	I2-I3: 18.55 (58)	I3-Fin: 23.41 (73)	0.53 1.04 1.45 2.70	70.97	Sp1: 103.20 (37)	Avg.: 94.63
59	32	ROULIN Gilles	SUI	Int1: 32.88 (82)	Int2: 48.64 (78)	Int3: 1:06.95 (64)	Fin: 1:30.03 (59)	I1-I2: 15.76 (65)	I2-I3: 18.31 (31)	I3-Fin: 23.08 (52)	0.87 1.67 1.84 2.76	72.50	Sp1: 101.00 (70)	Avg.: 94.57
60	24	FAYED Guillermo	FRA	Int1: 32.35 (29)	Int2: 47.56 (14)	Int3: 1:06.02 (22)	Fin: 1:30.05 (60)	I1-I2: 15.21 (5)	I2-I3: 18.46 (48)	I3-Fin: 24.03 (87)	0.34 0.59 0.91 2.78	73.01	Sp1: 94.00 (93)	Avg.: 94.55
61	51	SAUGESTAD Stian	NOR	Int1: 32.21 (16)	Int2: 47.92 (34)	Int3: 1:06.88 (59)	Fin: 1:30.07 (61)	I1-I2: 15.71 (62)	I2-I3: 18.96 (80)	I3-Fin: 23.19 (60)	0.20 0.95 1.77 2.80	73.52	Sp1: 101.50 (63)	Avg.: 94.53
62	83	ALPHAND Nils	FRA	Int1: 32.66 (67)	Int2: 48.34 (65)	Int3: 1:06.91 (62)	Fin: 1:30.14 (62)	I1-I2: 15.68 (55)	I2-I3: 18.57 (59)	I3-Fin: 23.23 (64)	0.65 1.37 1.80 2.87	75.30	Sp1: 101.00 (70)	Avg.: 94.45



## PERFORMANCE ANALYSIS 1 TRAINING 1

Number of Competitors: 93

Rank	Bib	Name	Nation	Positions			Partials			Difference		Speed					
				Pos.	Time	Rank	Pos.	Time	Rank	Time	Dist(m)	Pos.	Km/h	Rank			
63	66	MONSEN Felix	SWE	Int1: 32.83 (79)	Int2: 48.61 (77)	Int3: 1:06.88 (59)	Fin: 1:30.16 (63)	I1-I2: 15.78 (68)	I2-I3: 18.27 (25)	I3-Fin: 23.28 (66)	0.82	1.64	1.77	2.89	75.81	Sp1: 102.90 (44)	Avg.: 94.43
64	69	FAARUP Christoffer	DEN	Int1: 32.35 (29)	Int2: 48.20 (59)	Int3: 1:07.03 (69)	Fin: 1:30.17 (64)	I1-I2: 15.85 (76)	I2-I3: 18.83 (70)	I3-Fin: 23.14 (58)	0.34	1.23	1.92	2.90	76.06	Sp1: 100.80 (74)	Avg.: 94.42
65	21	CAVIEZEL Mauro	SUI	Int1: 32.66 (67)	Int2: 48.37 (66)	Int3: 1:06.82 (57)	Fin: 1:30.25 (65)	I1-I2: 15.71 (62)	I2-I3: 18.45 (46)	I3-Fin: 23.43 (76)	0.65	1.40	1.71	2.98	78.09	Sp1: 101.70 (61)	Avg.: 94.34
66	76	ROMAR Andreas	FIN	Int1: 32.56 (59)	Int2: 48.15 (55)	Int3: 1:06.80 (56)	Fin: 1:30.26 (66)	I1-I2: 15.59 (43)	I2-I3: 18.65 (62)	I3-Fin: 23.46 (79)	0.55	1.18	1.69	2.99	78.34	Sp1: 102.90 (44)	Avg.: 94.33
67	16	KUENG Patrick	SUI	Int1: 32.65 (66)	Int2: 48.48 (72)	Int3: 1:07.27 (73)	Fin: 1:30.28 (67)	I1-I2: 15.83 (74)	I2-I3: 18.79 (68)	I3-Fin: 23.01 (47)	0.64	1.51	2.16	3.01	78.85	Sp1: 105.20 (14)	Avg.: 94.31
68	48	NEUMAYER Christopher	AUT	Int1: 32.53 (52)	Int2: 48.07 (45)	Int3: 1:07.00 (66)	Fin: 1:30.34 (68)	I1-I2: 15.54 (38)	I2-I3: 18.93 (78)	I3-Fin: 23.34 (68)	0.52	1.10	1.89	3.07	80.37	Sp1: 101.50 (63)	Avg.: 94.24
69	3	SVINDAL Aksel Lund	NOR	Int1: 32.71 (72)	Int2: 48.74 (80)	Int3: 1:07.36 (77)	Fin: 1:30.38 (69)	I1-I2: 16.03 (81)	I2-I3: 18.62 (61)	I3-Fin: 23.02 (50)	0.70	1.77	2.25	3.11	81.38	Sp1: 103.00 (42)	Avg.: 94.20
70	79	PERKO Rok	SLO	Int1: 32.40 (39)	Int2: 48.20 (59)	Int3: 1:06.86 (58)	Fin: 1:30.43 (70)	I1-I2: 15.80 (70)	I2-I3: 18.66 (63)	I3-Fin: 23.57 (83)	0.39	1.23	1.75	3.16	82.64	Sp1: 101.90 (57)	Avg.: 94.15
71	37	BERTHOLD Frederic	AUT	Int1: 32.37 (34)	Int2: 47.86 (29)	Int3: 1:07.00 (66)	Fin: 1:30.44 (71)	I1-I2: 15.49 (30)	I2-I3: 19.14 (86)	I3-Fin: 23.44 (77)	0.36	0.89	1.89	3.17	82.90	Sp1: 101.90 (57)	Avg.: 94.14
72	54	ZRNCIC DIM Natko	CRO	Int1: 32.82 (78)	Int2: 48.87 (82)	Int3: 1:07.12 (71)	Fin: 1:30.46 (72)	I1-I2: 16.05 (84)	I2-I3: 18.25 (24)	I3-Fin: 23.34 (68)	0.81	1.90	2.01	3.19	83.40	Sp1: 100.20 (83)	Avg.: 94.12
73	75	PICCARD Roy	FRA	Int1: 32.81 (77)	Int2: 48.50 (74)	Int3: 1:07.19 (72)	Fin: 1:30.59 (73)	I1-I2: 15.69 (58)	I2-I3: 18.69 (65)	I3-Fin: 23.40 (72)	0.80	1.53	2.08	3.32	86.67	Sp1: 101.10 (68)	Avg.: 93.98
74	43	GISIN Marc	SUI	Int1: 32.39 (37)	Int2: 47.61 (15)	Int3: 1:06.49 (47)	Fin: 1:30.62 (74)	I1-I2: 15.22 (6)	I2-I3: 18.88 (74)	I3-Fin: 24.13 (90)	0.38	0.64	1.38	3.35	87.43	Sp1: 98.30 (87)	Avg.: 93.95
75	49	WERRY Tyler	CAN	Int1: 32.74 (73)	Int2: 48.77 (81)	Int3: 1:07.60 (81)	Fin: 1:30.66 (75)	I1-I2: 16.03 (81)	I2-I3: 18.83 (70)	I3-Fin: 23.06 (51)	0.73	1.80	2.49	3.39	88.43	Sp1: 102.70 (47)	Avg.: 93.91



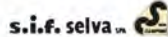
## PERFORMANCE ANALYSIS 1 TRAINING 1

Number of Competitors: 93

Rank	Bib	Name	Nation	Positions			Partials			Difference		Speed					
				Pos.	Time	Rank	Pos.	Time	Rank	Time	Dist(m)	Pos.	Km/h	Rank			
88	88	PLATTER Filip	SWE	Int1: 32.87 (81)	Int2: 49.18 (88)	Int3: 1:08.93 (89)	Fin: 1:32.40 (88)	I1-I2: 16.31 (91)	I2-I3: 19.75 (90)	I3-Fin: 23.47 (80)	0.86	2.21	3.82	5.13	131.30	Sp1: 100.40 (80)	Avg.: 92.14
90	70	BENDIK Martin	SVK	Int1: 33.12 (89)	Int2: 49.37 (92)	Int3: 1:08.95 (90)	Fin: 1:33.07 (90)	I1-I2: 16.25 (89)	I2-I3: 19.58 (89)	I3-Fin: 24.12 (89)	1.11	2.40	3.84	5.80	147.38	Sp1: 98.00 (88)	Avg.: 91.48
91	95	VARGAS BOURGUET Matias	AND	Int1: 33.19 (90)	Int2: 49.26 (91)	Int3: 1:09.12 (91)	Fin: 1:33.52 (91)	I1-I2: 16.07 (85)	I2-I3: 19.86 (91)	I3-Fin: 24.40 (92)	1.18	2.29	4.01	6.25	158.05	Sp1: 100.60 (77)	Avg.: 91.04
92	92	SUGAI Ryo	JPN	Int1: 32.63 (63)	Int2: 48.46 (71)	Int3: 1:11.00 (92)	Fin: 1:34.73 (92)	I1-I2: 15.83 (74)	I2-I3: 22.54 (93)	I3-Fin: 23.73 (85)	0.62	1.49	5.89	7.46	186.24	Sp1: 99.80 (84)	Avg.: 89.88
93	94	ACHIRILOAIE Ioan Valeriu	ROU	Int1: 33.82 (92)	Int2: 50.14 (93)	Int3: 1:11.12 (93)	Fin: 1:36.00 (93)	I1-I2: 16.32 (92)	I2-I3: 20.98 (92)	I3-Fin: 24.88 (93)	1.81	3.17	6.01	8.73	215.07	Sp1: 96.20 (92)	Avg.: 88.69

**LEGEND**

**Pos** Intermediate or Speed Position    **Dist(m)** Distance behind the first    **Int2:** Intermediate 2    **Sp1:** Speed Trap 1  
**Avg.** Average Speed for the race    **Int1:** Intermediate 1    **Int3:** Intermediate 3    **Fin:** Finish





# Audi FIS Ski World Cup 15.-16.12.2017

## VAL GARDENA-GRÖDEN



Audi  
FIS Ski World Cup

### AUDI FIS SKI WORLD CUP 2017/18

#### Val Gardena - Gröden (ITA)



3rd MEN'S DOWNHILL

WED 13 DEC 2017

## PERFORMANCE ANALYSIS 2 TRAINING 1

Number of Competitors: 96

Bib	Name	Nation	Positions			Partials			Difference		Speed					
			Pos.	Time	Rank	Pos.	Time	Rank	Time	Dist(m)	Pos.	Km/h	Rank			
1	JANSRUD Kjetil	NOR	Int1: 32.46 (45)	Int2: 47.88 (31)	Int3: 1:06.09 (23)	Fin: 1:28.76 (19)	I1-I2: 15.42 (22)	I2-I3: 18.21 (19)	I3-Fin: 22.67 (19)	0.45	0.91	0.98	1.49	39.70	Sp1: 105.90 (7)	Avg.: 95.92
2	GANONG Travis	USA	Int1: 32.64 (64)	Int2: 48.16 (56)	Int3: 1:06.37 (37)	Fin: 1:29.14 (35)	I1-I2: 15.52 (34)	I2-I3: 18.21 (19)	I3-Fin: 22.77 (30)	0.63	1.19	1.26	1.87	49.61	Sp1: 108.10 (1)	Avg.: 95.51
3	SVINDAL Aksel Lund	NOR	Int1: 32.71 (72)	Int2: 48.74 (80)	Int3: 1:07.36 (77)	Fin: 1:30.38 (69)	I1-I2: 16.03 (81)	I2-I3: 18.62 (61)	I3-Fin: 23.02 (50)	0.70	1.77	2.25	3.11	81.38	Sp1: 103.00 (42)	Avg.: 94.20
4	NYMAN Steven	USA	Int1: 48.21 (61)	Int2: 1:06.36 (35)	Int3: 1:28.94 (25)		I1-I2: 18.15 (14)	I2-I3: 22.58 (12)		1.24	1.25	1.67	44.41		Sp1: 100.60 (77)	Avg.: 95.73
5	KILDE Aleksander Aamodt	NOR	Int1: 32.08 (6)	Int2: 47.70 (19)	Int3: 1:05.72 (11)	Fin: 1:28.65 (14)	I1-I2: 15.62 (47)	I2-I3: 18.02 (6)	I3-Fin: 22.93 (37)	0.07	0.73	0.61	1.38	36.82	Sp1: 102.90 (44)	Avg.: 96.04
6	SANDER Andreas	GER	Int1: 32.01 (1)	Int2: 47.49 (9)	Int3: 1:05.40 (4)	Fin: 1:27.94 (4)	I1-I2: 15.48 (29)	I2-I3: 17.91 (3)	I3-Fin: 22.54 (8)	0.00	0.52	0.29	0.67	18.02	Sp1: 104.60 (20)	Avg.: 96.82
7	FEUZ Beat	SUI	Int1: 32.43 (43)	Int2: 48.07 (45)	Int3: 1:06.12 (24)	Fin: 1:29.02 (29)	I1-I2: 15.64 (51)	I2-I3: 18.05 (8)	I3-Fin: 22.90 (36)	0.42	1.10	1.01	1.75	46.49	Sp1: 104.40 (23)	Avg.: 95.64
8	CLAREY Johan	FRA	Int1: 32.20 (15)	Int2: 47.50 (12)	Int3: 1:05.64 (9)	Fin: 1:28.29 (11)	I1-I2: 15.30 (8)	I2-I3: 18.14 (11)	I3-Fin: 22.65 (17)	0.19	0.53	0.53	1.02	27.32	Sp1: 104.00 (26)	Avg.: 96.43
9	MAYER Matthias	AUT	Int1: 32.18 (14)	Int2: 47.71 (20)	Int3: 1:05.98 (19)	Fin: 1:28.42 (13)	I1-I2: 15.53 (36)	I2-I3: 18.27 (25)	I3-Fin: 22.44 (6)	0.17	0.74	0.87	1.15	30.76	Sp1: 107.50 (2)	Avg.: 96.29
10	FRANZ Max	AUT	Int1: 32.35 (29)	Int2: 47.97 (40)	Int3: 1:06.13 (25)	Fin: 1:28.80 (21)	I1-I2: 15.62 (47)	I2-I3: 18.16 (15)	I3-Fin: 22.67 (19)	0.34	1.00	1.02	1.53	40.75	Sp1: 104.80 (17)	Avg.: 95.88

13-12-2017 / Val Gardena - Gröden (ITA) / 0019

Page 1/8

Data Processing by LONGINES


www.fis-ski.com

LONGINES Timing

Generation Date: WED 13 DEC 2017

Time: 14:58

Document: 77B 1.0





## PERFORMANCE ANALYSIS 2 TRAINING 1

Number of Competitors: 96

Bib	Name	Nation	Positions			Partials			Difference		Speed		
			Pos.	Time	Rank	Pos.	Time	Rank	Time	Dist(m)	Pos.	Km/h	Rank
11	GUAY Erik	CAN	Int1: 32.32 (26)			I1-I2: 15.59 (43)			0.31			Sp1: 103.00 (42)	
			Int2: 47.91 (33)			I2-I3: 18.22 (21)			0.94				
			Int3: 1:06.13 (25)			I3-Fin: 22.57 (11)			1.02				
			Fin: 1:28.70 (16)						1.43	38.13		Avg.: 95.99	
12	KRIECHMAYR Vincent	AUT	Int1: 32.22 (18)			I1-I2: 15.51 (32)			0.21			Sp1: 103.70 (32)	
			Int2: 47.73 (21)			I2-I3: 18.46 (48)			0.76				
			Int3: 1:06.19 (28)			I3-Fin: 22.58 (12)			1.08				
			Fin: 1:28.77 (20)						1.50	39.96		Avg.: 95.91	
13	THEAUX Adrien	FRA	Int1: 32.11 (8)			I1-I2: 15.31 (10)			0.10			Sp1: 104.70 (19)	
			Int2: 47.42 (6)			I2-I3: 18.06 (9)			0.45				
			Int3: 1:05.48 (7)			I3-Fin: 22.67 (19)			0.37				
			Fin: 1:28.15 (7)						0.88	23.61		Avg.: 96.59	
14	OSBORNE-PARADIS Manuel	CAN	Int1: 32.12 (10)			I1-I2: 15.37 (16)			0.11			Sp1: 104.80 (17)	
			Int2: 47.49 (9)			I2-I3: 18.14 (11)			0.52				
			Int3: 1:05.63 (8)			I3-Fin: 22.65 (17)			0.52				
			Fin: 1:28.28 (10)						1.01	27.06		Avg.: 96.44	
15	PARIS Dominik	ITA	Int1: 32.40 (39)			I1-I2: 15.41 (20)			0.39			Sp1: 103.10 (41)	
			Int2: 47.81 (25)			I2-I3: 18.35 (36)			0.84				
			Int3: 1:06.16 (27)			I3-Fin: 22.94 (39)			1.05				
			Fin: 1:29.10 (32)						1.83	48.57		Avg.: 95.56	
16	KUENG Patrick	SUI	Int1: 32.65 (66)			I1-I2: 15.83 (74)			0.64			Sp1: 105.20 (14)	
			Int2: 48.48 (72)			I2-I3: 18.79 (68)			1.51				
			Int3: 1:07.27 (73)			I3-Fin: 23.01 (47)			2.16				
			Fin: 1:30.28 (67)						3.01	78.85		Avg.: 94.31	
17	FILL Peter	ITA	Int1: 32.31 (24)			I1-I2: 15.30 (8)			0.30			Sp1: 103.50 (34)	
			Int2: 47.61 (15)			I2-I3: 18.23 (22)			0.64				
			Int3: 1:05.84 (13)			I3-Fin: 23.09 (54)			0.73				
			Fin: 1:28.93 (24)						1.66	44.15		Avg.: 95.74	
18	KLINE Bostjan	SLO	Int1: 32.56 (59)			I1-I2: 15.76 (65)			0.55			Sp1: 103.80 (31)	
			Int2: 48.32 (63)			I2-I3: 18.27 (25)			1.35				
			Int3: 1:06.59 (53)			I3-Fin: 22.62 (16)			1.48				
			Fin: 1:29.21 (36)						1.94	51.43		Avg.: 95.44	
19	REICHELDT Hannes	AUT	Int1: 32.67 (69)			I1-I2: 15.70 (60)			0.66			Sp1: 105.00 (16)	
			Int2: 48.37 (66)			I2-I3: 18.03 (7)			1.40				
			Int3: 1:06.40 (39)			I3-Fin: 22.34 (4)			1.29				
			Fin: 1:28.74 (18)						1.47	39.18		Avg.: 95.94	
20	DRESSEN Thomas	GER	Int1: 32.07 (4)			I1-I2: 15.13 (3)			0.06			Sp1: 107.20 (3)	
			Int2: 47.20 (3)			I2-I3: 18.27 (25)			0.23				
			Int3: 1:05.47 (6)			I3-Fin: 22.31 (2)			0.36				
			Fin: 1:27.78 (3)						0.51	13.74		Avg.: 96.99	
21	CAVIEZEL Mauro	SUI	Int1: 32.66 (67)			I1-I2: 15.71 (62)			0.65			Sp1: 101.70 (61)	
			Int2: 48.37 (66)			I2-I3: 18.45 (46)			1.40				
			Int3: 1:06.82 (57)			I3-Fin: 23.43 (76)			1.71				
			Fin: 1:30.25 (65)						2.98	78.09		Avg.: 94.34	
22	WALDER Christian	AUT	Int1: 32.58 (62)			I1-I2: 15.74 (64)			0.57			Sp1: 105.70 (11)	
			Int2: 48.32 (63)			I2-I3: 18.67 (64)			1.35				
			Int3: 1:06.99 (65)			I3-Fin: 22.61 (15)			1.88				
			Fin: 1:29.60 (48)						2.33	61.50		Avg.: 95.02	
23	FERSTL Josef	GER	Int1: 32.31 (24)			I1-I2: 15.52 (34)			0.30			Sp1: 106.60 (4)	
			Int2: 47.83 (27)			I2-I3: 18.14 (11)			0.86				
			Int3: 1:05.97 (18)			I3-Fin: 22.33 (3)			0.86				
			Fin: 1:28.30 (12)						1.03	27.59		Avg.: 96.42	

**PERFORMANCE ANALYSIS 2 TRAINING 1**

Number of Competitors: 96

Bib	Name	Nation	Positions			Partials			Difference		Speed		
			Pos.	Time	Rank	Pos.	Time	Rank	Time	Dist(m)	Pos.	Km/h	Rank
24	FAYED Guillermo	FRA	Int1: 32.35 (29)	Int2: 47.56 (14)	Int3: 1:06.02 (22)	Fin: 1:30.05 (60)	I1-I2: 15.21 (5)	I2-I3: 18.46 (48)	I3-Fin: 24.03 (87)	0.34 0.59 0.91 2.78	73.01	Sp1: 94.00 (93)	Avg.: 94.55
25	ROGER Brice	FRA	Int1: 32.33 (28)	Int2: 47.67 (17)	Int3: 1:06.43 (40)	Fin: 1:29.60 (48)	I1-I2: 15.34 (13)	I2-I3: 18.76 (66)	I3-Fin: 23.17 (59)	0.32 0.70 1.32 2.33	61.50	Sp1: 101.90 (57)	Avg.: 95.02
26	BAUMANN Romed	AUT	Int1: 32.41 (41)	Int2: 47.78 (24)	Int3: 1:06.01 (21)	Fin: 1:28.71 (17)	I1-I2: 15.37 (16)	I2-I3: 18.23 (22)	I3-Fin: 22.70 (22)	0.40 0.81 0.90 1.44	38.39	Sp1: 105.80 (9)	Avg.: 95.98
27	INNERHOFER Christof	ITA	Int1: 32.03 (2)	Int2: 47.41 (5)	Int3: 1:05.38 (3)	Fin: 1:28.11 (5)	I1-I2: 15.38 (18)	I2-I3: 17.97 (5)	I3-Fin: 22.73 (25)	0.02 0.44 0.27 0.84	22.55	Sp1: 106.20 (6)	Avg.: 96.63
28	MUZATON Maxence	FRA	Int1: 32.38 (35)	Int2: 47.92 (34)	Int3: 1:06.27 (29)	Fin: 1:29.26 (38)	I1-I2: 15.54 (38)	I2-I3: 18.35 (36)	I3-Fin: 22.99 (45)	0.37 0.95 1.16 1.99	52.73	Sp1: 103.60 (33)	Avg.: 95.38
29	BENNETT Bryce	USA	Int1: 32.36 (33)	Int2: 47.96 (39)	Int3: 1:05.71 (10)	Fin: 1:28.27 (9)	I1-I2: 15.60 (46)	I2-I3: 17.75 (1)	I3-Fin: 22.56 (9)	0.35 0.99 0.60 1.00	26.79	Sp1: 105.90 (7)	Avg.: 96.45
30	GOLDBERG Jared	USA	Int1: 32.08 (6)	Int2: 47.25 (4)	Int3: 1:05.11 (1)	Fin: 1:27.27 (1)	I1-I2: 15.17 (4)	I2-I3: 17.86 (2)	I3-Fin: 22.16 (1)	0.07 0.28 0.00 0.00	0.00	Sp1: 106.60 (4)	Avg.: 97.56
31	MANI Nils	SUI	Int1: 32.50 (47)	Int2: 48.16 (56)	Int3: 1:06.52 (49)	Fin: 1:29.74 (51)	I1-I2: 15.66 (52)	I2-I3: 18.36 (38)	I3-Fin: 23.22 (63)	0.49 1.19 1.41 2.47	65.09	Sp1: 102.60 (48)	Avg.: 94.87
32	ROULIN Gilles	SUI	Int1: 32.88 (82)	Int2: 48.64 (78)	Int3: 1:06.95 (64)	Fin: 1:30.03 (59)	I1-I2: 15.76 (65)	I2-I3: 18.31 (31)	I3-Fin: 23.08 (52)	0.87 1.67 1.84 2.76	72.50	Sp1: 101.00 (70)	Avg.: 94.57
33	CATER Martin	SLO	Int1: 33.02 (86)	Int2: 49.10 (86)	Int3: 1:07.03 (69)	Fin: 1:29.96 (57)	I1-I2: 16.08 (86)	I2-I3: 17.93 (4)	I3-Fin: 22.93 (37)	1.01 2.13 1.92 2.69	70.72	Sp1: 103.90 (27)	Avg.: 94.64
34	KROELL Johannes	AUT	Int1: 32.77 (75)	Int2: 48.13 (51)	Int3: 1:06.45 (41)	Fin: 1:28.98 (27)	I1-I2: 15.36 (15)	I2-I3: 18.32 (32)	I3-Fin: 22.53 (7)	0.76 1.16 1.34 1.71	45.45	Sp1: 105.80 (9)	Avg.: 95.68
35	KOSI Klemen	SLO	Int1: 32.56 (59)	Int2: 48.38 (68)	Int3: 1:06.75 (55)	Fin: 1:29.84 (54)	I1-I2: 15.82 (73)	I2-I3: 18.37 (41)	I3-Fin: 23.09 (54)	0.55 1.41 1.64 2.57	67.65	Sp1: 101.40 (66)	Avg.: 94.77
36	VUKICEVIC Marko	SRB	Int1: 33.03 (87)	Int2: 48.54 (75)	Int3: 1:07.63 (82)	Fin: 1:30.75 (77)	I1-I2: 15.51 (32)	I2-I3: 19.09 (84)	I3-Fin: 23.12 (56)	1.02 1.57 2.52 3.48	90.69	Sp1: 99.70 (86)	Avg.: 93.82

## PERFORMANCE ANALYSIS 2 TRAINING 1

Number of Competitors: 96

Bib	Name	Nation	Positions			Partials			Difference		Speed		
			Pos.	Time	Rank	Pos.	Time	Rank	Time	Dist(m)	Pos.	Km/h	Rank
37	<b>BERTHOLD Frederic</b>	AUT	Int1: 32.37 (34)	Int2: 47.86 (29)	Int3: 1:07.00 (66)	Fin: 1:30.44 (71)	I1-I2: 15.49 (30)	I2-I3: 19.14 (86)	I3-Fin: 23.44 (77)	0.36 0.89 1.89 3.17	82.90	Sp1: 101.90 (57)	Avg.: 94.14
38	<b>GIEZENDANNER Blaise</b>	FRA	Int1: 32.52 (50)	Int2: 48.18 (58)	Int3: 1:06.69 (54)	Fin: 1:29.44 (44)	I1-I2: 15.66 (52)	I2-I3: 18.51 (53)	I3-Fin: 22.75 (26)	0.51 1.21 1.58 2.17	57.38	Sp1: 103.50 (34)	Avg.: 95.19
39	<b>SEJERSTED Adrian Smiseth</b>	NOR	Int1: 32.42 (42)	Int2: 48.10 (48)	Int3: 1:06.56 (51)	Fin: 1:29.38 (41)	I1-I2: 15.68 (55)	I2-I3: 18.46 (48)	I3-Fin: 22.82 (32)	0.41 1.13 1.45 2.11	55.83	Sp1: 102.30 (53)	Avg.: 95.26
40	<b>SCHWEIGER Patrick</b>	AUT	Int1: 32.54 (55)	Int2: 48.13 (51)	Int3: 1:06.51 (48)	Fin: 1:29.49 (45)	I1-I2: 15.59 (43)	I2-I3: 18.38 (42)	I3-Fin: 22.98 (43)	0.53 1.16 1.40 2.22	58.67	Sp1: 103.30 (36)	Avg.: 95.14
41	<b>THOMPSON Broderick</b>	CAN	Int1: 32.55 (58)	Int2: 48.11 (50)	Int3: 1:06.89 (61)	Fin: 1:29.73 (50)	I1-I2: 15.56 (40)	I2-I3: 18.78 (67)	I3-Fin: 22.84 (34)	0.54 1.14 1.78 2.46	64.84	Sp1: 102.50 (51)	Avg.: 94.88
42	<b>DANKLMAIER Daniel</b>	AUT	Int1: 32.26 (21)	Int2: 47.82 (26)	Int3: 1:06.34 (33)	Fin: 1:29.10 (32)	I1-I2: 15.56 (40)	I2-I3: 18.52 (54)	I3-Fin: 22.76 (28)	0.25 0.85 1.23 1.83	48.57	Sp1: 101.30 (67)	Avg.: 95.56
43	<b>GISIN Marc</b>	SUI	Int1: 32.39 (37)	Int2: 47.61 (15)	Int3: 1:06.49 (47)	Fin: 1:30.62 (74)	I1-I2: 15.22 (6)	I2-I3: 18.88 (74)	I3-Fin: 24.13 (90)	0.38 0.64 1.38 3.35	87.43	Sp1: 98.30 (87)	Avg.: 93.95
44	<b>SCHMID Manuel</b>	GER	Int1: 32.51 (49)	Int2: 48.21 (61)	Int3: 1:06.48 (45)	Fin: 1:29.04 (30)	I1-I2: 15.70 (60)	I2-I3: 18.27 (25)	I3-Fin: 22.56 (9)	0.50 1.24 1.37 1.77	47.01	Sp1: 104.40 (23)	Avg.: 95.62
45	<b>RAFFORT Nicolas</b>	FRA	Int1: 32.23 (20)	Int2: 47.48 (8)	Int3: 1:05.81 (12)	Fin: 1:28.22 (8)	I1-I2: 15.25 (7)	I2-I3: 18.33 (34)	I3-Fin: 22.41 (5)	0.22 0.51 0.70 0.95	25.47	Sp1: 105.70 (11)	Avg.: 96.51
46	<b>CASSE Mattia</b>	ITA	Int1: 32.16 (12)	Int2: 47.49 (9)	Int3: 1:05.85 (14)	Fin: 1:28.86 (23)	I1-I2: 15.33 (12)	I2-I3: 18.36 (38)	I3-Fin: 23.01 (47)	0.15 0.52 0.74 1.59	42.32	Sp1: 101.60 (62)	Avg.: 95.81
47	<b>BARANDUN Gian Luca</b>	SUI	Int1: 32.35 (29)	Int2: 48.02 (43)	Int3: 1:06.36 (35)	Fin: 1:29.11 (34)	I1-I2: 15.67 (54)	I2-I3: 18.34 (35)	I3-Fin: 22.75 (26)	0.34 1.05 1.25 1.84	48.83	Sp1: 105.50 (13)	Avg.: 95.54
48	<b>NEUMAYER Christopher</b>	AUT	Int1: 32.53 (52)	Int2: 48.07 (45)	Int3: 1:07.00 (66)	Fin: 1:30.34 (68)	I1-I2: 15.54 (38)	I2-I3: 18.93 (78)	I3-Fin: 23.34 (68)	0.52 1.10 1.89 3.07	80.37	Sp1: 101.50 (63)	Avg.: 94.24
49	<b>WERRY Tyler</b>	CAN	Int1: 32.74 (73)	Int2: 48.77 (81)	Int3: 1:07.60 (81)	Fin: 1:30.66 (75)	I1-I2: 16.03 (81)	I2-I3: 18.83 (70)	I3-Fin: 23.06 (51)	0.73 1.80 2.49 3.39	88.43	Sp1: 102.70 (47)	Avg.: 93.91

## PERFORMANCE ANALYSIS 2 TRAINING 1

Number of Competitors: 96

Bib	Name	Nation	Positions			Partials			Difference		Speed		
			Pos.	Time	Rank	Pos.	Time	Rank	Time	Dist(m)	Pos.	Km/h	Rank
50	ROGENTIN Stefan	SUI	Int1:			I1-I2:					Sp1:		
			Int2:			I2-I3:							
			Int3:			I3-Fin:					Avg.:		
			Fin:	DNS									
51	SAUGESTAD Stian	NOR	Int1:	32.21	(16)	I1-I2:	15.71	(62)	0.20		Sp1:	101.50	(63)
			Int2:	47.92	(34)	I2-I3:	18.96	(80)	0.95				
			Int3:	1:06.88	(59)	I3-Fin:	23.19	(60)	1.77				
			Fin:	1:30.07	(61)				2.80	73.52	Avg.:	94.53	
52	KRYENBUEHL Urs	SUI	Int1:	32.53	(52)	I1-I2:	15.41	(20)	0.52		Sp1:	102.00	(55)
			Int2:	47.94	(38)	I2-I3:	18.40	(45)	0.97				
			Int3:	1:06.34	(33)	I3-Fin:	23.42	(75)	1.23				
			Fin:	1:29.76	(52)				2.49	65.61	Avg.:	94.85	
53	BUZZI Emanuele	ITA	Int1:	32.30	(23)	I1-I2:	15.56	(40)	0.29		Sp1:	102.60	(48)
			Int2:	47.86	(29)	I2-I3:	18.59	(60)	0.89				
			Int3:	1:06.45	(41)	I3-Fin:	22.82	(32)	1.34				
			Fin:	1:29.27	(39)				2.00	52.99	Avg.:	95.37	
54	ZRNCIC DIM Natko	CRO	Int1:	32.82	(78)	I1-I2:	16.05	(84)	0.81		Sp1:	100.20	(83)
			Int2:	48.87	(82)	I2-I3:	18.25	(24)	1.90				
			Int3:	1:07.12	(71)	I3-Fin:	23.34	(68)	2.01				
			Fin:	1:30.46	(72)				3.19	83.40	Avg.:	94.12	
55	STRIEDINGER Otmar	AUT	Int1:	32.13	(11)	I1-I2:	15.32	(11)	0.12		Sp1:	102.00	(55)
			Int2:	47.45	(7)	I2-I3:	18.45	(46)	0.48				
			Int3:	1:05.90	(16)	I3-Fin:	22.95	(42)	0.79				
			Fin:	1:28.85	(22)				1.58	42.06	Avg.:	95.82	
56	MAPLE Wiley	USA	Int1:	32.06	(3)	I1-I2:	14.91	(1)	0.05		Sp1:	105.10	(15)
			Int2:	46.97	(1)	I2-I3:	18.19	(17)	0.00				
			Int3:	1:05.16	(2)	I3-Fin:	22.58	(12)	0.05				
			Fin:	1:27.74	(2)				0.47	12.67	Avg.:	97.04	
57	SCHWAIGER Dominik	GER	Int1:	32.38	(35)	I1-I2:	15.47	(27)	0.37		Sp1:	104.30	(25)
			Int2:	47.85	(28)	I2-I3:	18.53	(55)	0.88				
			Int3:	1:06.38	(38)	I3-Fin:	22.99	(45)	1.27				
			Fin:	1:29.37	(40)				2.10	55.57	Avg.:	95.27	
58	BIESEMEYER Thomas	USA	Int1:	32.11	(8)	I1-I2:	15.43	(24)	0.10		Sp1:	103.20	(37)
			Int2:	47.54	(13)	I2-I3:	19.00	(81)	0.57				
			Int3:	1:06.54	(50)	I3-Fin:	23.01	(47)	1.43				
			Fin:	1:29.55	(47)				2.28	60.21	Avg.:	95.08	
59	WEBER Ralph	SUI	Int1:	32.22	(18)	I1-I2:	15.68	(55)	0.21		Sp1:	100.90	(72)
			Int2:	47.90	(32)	I2-I3:	18.08	(10)	0.93				
			Int3:	1:05.98	(19)	I3-Fin:	22.98	(43)	0.87				
			Fin:	1:28.96	(26)				1.69	44.93	Avg.:	95.71	
60	COOK Dustin	CAN	Int1:	32.68	(71)	I1-I2:	15.80	(70)	0.67		Sp1:	101.50	(63)
			Int2:	48.48	(72)	I2-I3:	19.06	(83)	1.51				
			Int3:	1:07.54	(80)	I3-Fin:	23.25	(65)	2.43				
			Fin:	1:30.79	(78)				3.52	91.69	Avg.:	93.78	
61	HEEL Werner	ITA	Int1:	32.07	(4)	I1-I2:	15.04	(2)	0.06		Sp1:	104.60	(20)
			Int2:	47.11	(2)	I2-I3:	18.30	(30)	0.14				
			Int3:	1:05.41	(5)	I3-Fin:	22.70	(22)	0.30				
			Fin:	1:28.11	(5)				0.84	22.55	Avg.:	96.63	
62	MARSAGLIA Matteo	ITA	Int1:	32.32	(26)	I1-I2:	15.42	(22)	0.31		Sp1:	103.90	(27)
			Int2:	47.74	(22)	I2-I3:	18.53	(55)	0.77				
			Int3:	1:06.27	(29)	I3-Fin:	22.71	(24)	1.16				
			Fin:	1:28.98	(27)				1.71	45.45	Avg.:	95.68	



## PERFORMANCE ANALYSIS 2 TRAINING 1

Number of Competitors: 96

Bib	Name	Nation	Positions			Partials			Difference		Speed		
			Pos.	Time	Rank	Pos.	Time	Rank	Time	Dist(m)	Pos.	Km/h	Rank
63	BOSCA Guglielmo	ITA	Int1: 32.17 (13)			I1-I2: 15.50 (31)			0.16			Sp1: 102.20 (54)	
			Int2: 47.67 (17)			I2-I3: 18.19 (17)			0.70				
			Int3: 1:05.86 (15)			I3-Fin: 23.20 (61)			0.75				
			Fin: 1:29.06 (31)						1.79	47.53		Avg.: 95.60	
64	DE VETTORI Matteo	ITA	Int1: 32.53 (52)			I1-I2: 15.44 (25)			0.52			Sp1: 100.80 (74)	
			Int2: 47.97 (40)			I2-I3: 18.36 (38)			1.00				
			Int3: 1:06.33 (32)			I3-Fin: 23.08 (52)			1.22				
			Fin: 1:29.41 (43)						2.14	56.61		Avg.: 95.22	
65	BAILET Matthieu	FRA	Int1: 32.39 (37)			I1-I2: 15.63 (50)			0.38			Sp1: 101.90 (57)	
			Int2: 48.02 (43)			I2-I3: 18.46 (48)			1.05				
			Int3: 1:06.48 (45)			I3-Fin: 23.34 (68)			1.37				
			Fin: 1:29.82 (53)						2.55	67.14		Avg.: 94.79	
66	MONSEN Felix	SWE	Int1: 32.83 (79)			I1-I2: 15.78 (68)			0.82			Sp1: 102.90 (44)	
			Int2: 48.61 (77)			I2-I3: 18.27 (25)			1.64				
			Int3: 1:06.88 (59)			I3-Fin: 23.28 (66)			1.77				
			Fin: 1:30.16 (63)						2.89	75.81		Avg.: 94.43	
67	KOECK Niklas	AUT	Int1: 32.54 (55)			I1-I2: 15.47 (27)			0.53			Sp1: 103.20 (37)	
			Int2: 48.01 (42)			I2-I3: 18.55 (58)			1.04				
			Int3: 1:06.56 (51)			I3-Fin: 23.41 (73)			1.45				
			Fin: 1:29.97 (58)						2.70	70.97		Avg.: 94.63	
68	THOMSEN Benjamin	CAN	Int1: 32.21 (16)			I1-I2: 15.53 (36)			0.20			Sp1: 102.60 (48)	
			Int2: 47.74 (22)			I2-I3: 18.18 (16)			0.77				
			Int3: 1:05.92 (17)			I3-Fin: 22.76 (28)			0.81				
			Fin: 1:28.68 (15)						1.41	37.60		Avg.: 96.01	
69	FAARUP Christoffer	DEN	Int1: 32.35 (29)			I1-I2: 15.85 (76)			0.34			Sp1: 100.80 (74)	
			Int2: 48.20 (59)			I2-I3: 18.83 (70)			1.23				
			Int3: 1:07.03 (69)			I3-Fin: 23.14 (58)			1.92				
			Fin: 1:30.17 (64)						2.90	76.06		Avg.: 94.42	
70	BENDIK Martin	SVK	Int1: 33.12 (89)			I1-I2: 16.25 (89)			1.11			Sp1: 98.00 (88)	
			Int2: 49.37 (92)			I2-I3: 19.58 (89)			2.40				
			Int3: 1:08.95 (90)			I3-Fin: 24.12 (89)			3.84				
			Fin: 1:33.07 (90)						5.80	147.38		Avg.: 91.48	
71	CAZZANIGA Davide	ITA	Int1: 32.54 (55)			I1-I2: 15.39 (19)			0.53			Sp1: 103.90 (27)	
			Int2: 47.93 (36)			I2-I3: 18.39 (43)			0.96				
			Int3: 1:06.32 (31)			I3-Fin: 23.20 (61)			1.21				
			Fin: 1:29.52 (46)						2.25	59.44		Avg.: 95.11	
72	WEIBRECHT Andrew	USA	Int1: 32.28 (22)			I1-I2: 15.81 (72)			0.27			Sp1: 100.40 (80)	
			Int2: 48.09 (47)			I2-I3: 19.26 (88)			1.12				
			Int3: 1:07.35 (75)			I3-Fin: 23.98 (86)			2.24				
			Fin: 1:31.33 (84)						4.06	105.13		Avg.: 93.22	
73	HROBAT Miha	SLO	Int1: 32.97 (85)			I1-I2: 15.98 (80)			0.96			Sp1: 100.30 (82)	
			Int2: 48.95 (84)			I2-I3: 18.46 (48)			1.98				
			Int3: 1:07.41 (79)			I3-Fin: 23.45 (78)			2.30				
			Fin: 1:30.86 (79)						3.59	93.44		Avg.: 93.70	
74	VON APPEN Henrik	CHI	Int1: 32.47 (46)			I1-I2: 15.46 (26)			0.46			Sp1: 103.90 (27)	
			Int2: 47.93 (36)			I2-I3: 18.53 (55)			0.96				
			Int3: 1:06.46 (43)			I3-Fin: 22.79 (31)			1.35				
			Fin: 1:29.25 (37)						1.98	52.47		Avg.: 95.39	
75	PICCARD Roy	FRA	Int1: 32.81 (77)			I1-I2: 15.69 (58)			0.80			Sp1: 101.10 (68)	
			Int2: 48.50 (74)			I2-I3: 18.69 (65)			1.53				
			Int3: 1:07.19 (72)			I3-Fin: 23.40 (72)			2.08				
			Fin: 1:30.59 (73)						3.32	86.67		Avg.: 93.98	

## PERFORMANCE ANALYSIS 2 TRAINING 1

Number of Competitors: 96

Bib	Name	Nation	Positions			Partials			Difference		Speed		
			Pos.	Time	Rank	Pos.	Time	Rank	Time	Dist(m)	Pos.	Km/h	Rank
76	ROMAR Andreas	FIN	Int1: 32.56 (59)			I1-I2: 15.59 (43)			0.55			Sp1: 102.90 (44)	
			Int2: 48.15 (55)			I2-I3: 18.65 (62)			1.18				
			Int3: 1:06.80 (56)			I3-Fin: 23.46 (79)			1.69				
			Fin: 1:30.26 (66)						2.99	78.34		Avg.: 94.33	
77	OLIVERAS Marc	AND	Int1: 33.03 (87)			I1-I2: 16.03 (81)			1.02			Sp1: 103.20 (37)	
			Int2: 49.06 (85)			I2-I3: 18.86 (72)			2.09				
			Int3: 1:07.92 (85)			I3-Fin: 23.56 (82)			2.81				
			Fin: 1:31.48 (86)						4.21	108.84		Avg.: 93.07	
78	BATTILANI Henri	ITA	Int1: 32.52 (50)			I1-I2: 15.62 (47)			0.51			Sp1: 99.80 (84)	
			Int2: 48.14 (53)			I2-I3: 19.24 (87)			1.17				
			Int3: 1:07.38 (78)			I3-Fin: 23.60 (84)			2.27				
			Fin: 1:30.98 (80)						3.71	96.44		Avg.: 93.58	
79	PERKO Rok	SLO	Int1: 32.40 (39)			I1-I2: 15.80 (70)			0.39			Sp1: 101.90 (57)	
			Int2: 48.20 (59)			I2-I3: 18.66 (63)			1.23				
			Int3: 1:06.86 (58)			I3-Fin: 23.57 (83)			1.75				
			Fin: 1:30.43 (70)						3.16	82.64		Avg.: 94.15	
80	KLUSAK Michal	POL	Int1: 32.64 (64)			I1-I2: 15.78 (68)			0.63			Sp1: 100.90 (72)	
			Int2: 48.42 (70)			I2-I3: 18.93 (78)			1.45				
			Int3: 1:07.35 (75)			I3-Fin: 23.32 (67)			2.24				
			Fin: 1:30.67 (76)						3.40	88.68		Avg.: 93.90	
81	SCHULLER Victor	FRA	Int1: 32.67 (69)			I1-I2: 15.87 (77)			0.66			Sp1: 102.50 (51)	
			Int2: 48.54 (75)			I2-I3: 18.39 (43)			1.57				
			Int3: 1:06.93 (63)			I3-Fin: 22.94 (39)			1.82				
			Fin: 1:29.87 (55)						2.60	68.42		Avg.: 94.74	
82	COCHRAN-SIEGLE Ryan	USA	Int1:			I1-I2:						Sp1:	
			Int2:			I2-I3:							
			Int3:			I3-Fin:							
			Fin: DNS									Avg.:	
83	ALPHAND Nils	FRA	Int1: 32.66 (67)			I1-I2: 15.68 (55)			0.65			Sp1: 101.00 (70)	
			Int2: 48.34 (65)			I2-I3: 18.57 (59)			1.37				
			Int3: 1:06.91 (62)			I3-Fin: 23.23 (64)			1.80				
			Fin: 1:30.14 (62)						2.87	75.30		Avg.: 94.45	
84	TUMLER Thomas	SUI	Int1: 32.50 (47)			I1-I2: 15.91 (79)			0.49			Sp1: 96.40 (91)	
			Int2: 48.41 (69)			I2-I3: 18.86 (72)			1.44				
			Int3: 1:07.27 (73)			I3-Fin: 24.14 (91)			2.16				
			Fin: 1:31.41 (85)						4.14	107.11		Avg.: 93.14	
85	HUDEEC Jan	CZE	Int1:			I1-I2:						Sp1:	
			Int2:			I2-I3:							
			Int3:			I3-Fin:							
			Fin: DNS									Avg.:	
86	ALLEGRE Nils	FRA	Int1: 32.45 (44)			I1-I2: 15.69 (58)			0.44			Sp1: 103.20 (37)	
			Int2: 48.14 (53)			I2-I3: 18.32 (32)			1.17				
			Int3: 1:06.46 (43)			I3-Fin: 22.94 (39)			1.35				
			Fin: 1:29.40 (42)						2.13	56.35		Avg.: 95.23	
87	ALESSANDRIA Arnaud	MON	Int1: 32.75 (74)			I1-I2: 15.35 (14)			0.74			Sp1: 104.50 (22)	
			Int2: 48.10 (48)			I2-I3: 18.90 (76)			1.13				
			Int3: 1:07.00 (66)			I3-Fin: 22.87 (35)			1.89				
			Fin: 1:29.87 (55)						2.60	68.42		Avg.: 94.74	
88	PLATTER Filip	SWE	Int1: 32.87 (81)			I1-I2: 16.31 (91)			0.86			Sp1: 100.40 (80)	
			Int2: 49.18 (88)			I2-I3: 19.75 (90)			2.21				
			Int3: 1:08.93 (89)			I3-Fin: 23.47 (80)			3.82				
			Fin: 1:32.40 (88)						5.13	131.30		Avg.: 92.14	

## PERFORMANCE ANALYSIS 2 TRAINING 1

Number of Competitors: 96

Bib	Name	Nation	Positions			Partials			Difference		Speed					
			Pos.	Time	Rank	Pos.	Time	Rank	Time	Dist(m)	Pos.	Km/h	Rank			
89	SUNDIN Olle	SWE	Int1: 32.84 (80)	Int2: 48.94 (83)	Int3: 1:07.73 (84)	Fin: 1:31.14 (82)	I1-I2: 16.10 (87)	I2-I3: 18.79 (68)	I3-Fin: 23.41 (73)	0.83	1.97	2.62	3.87	100.42	Sp1: 97.90 (89)	Avg.: 93.42
90	DEBELAK Tilen	SLO	Int1: 32.94 (84)	Int2: 49.16 (87)	Int3: 1:08.08 (86)	Fin: 1:31.58 (87)	I1-I2: 16.22 (88)	I2-I3: 18.92 (77)	I3-Fin: 23.50 (81)	0.93	2.19	2.97	4.31	111.30	Sp1: 100.60 (77)	Avg.: 92.97
91	MONSEN Zack	SWE	Int1: 32.79 (76)	Int2: 48.67 (79)	Int3: 1:07.68 (83)	Fin: 1:31.02 (81)	I1-I2: 15.88 (78)	I2-I3: 19.01 (82)	I3-Fin: 23.34 (68)	0.78	1.70	2.57	3.75	97.44	Sp1: 101.10 (68)	Avg.: 93.54
92	SUGAI Ryo	JPN	Int1: 32.63 (63)	Int2: 48.46 (71)	Int3: 1:11.00 (92)	Fin: 1:34.73 (92)	I1-I2: 15.83 (74)	I2-I3: 22.54 (93)	I3-Fin: 23.73 (85)	0.62	1.49	5.89	7.46	186.24	Sp1: 99.80 (84)	Avg.: 89.88
93	MEINERS Maarten	NED	Int1: 32.91 (83)	Int2: 49.20 (89)	Int3: 1:08.31 (88)	Fin: 1:32.40 (88)	I1-I2: 16.29 (90)	I2-I3: 19.11 (85)	I3-Fin: 24.09 (88)	0.90	2.23	3.20	5.13	131.30	Sp1: 97.80 (90)	Avg.: 92.14
94	ACHIRILOAIE Ioan Valeriu	ROU	Int1: 33.82 (92)	Int2: 50.14 (93)	Int3: 1:11.12 (93)	Fin: 1:36.00 (93)	I1-I2: 16.32 (92)	I2-I3: 20.98 (92)	I3-Fin: 24.88 (93)	1.81	3.17	6.01	8.73	215.07	Sp1: 96.20 (92)	Avg.: 88.69
95	VARGAS BOURGUET Matias	AND	Int1: 33.19 (90)	Int2: 49.26 (91)	Int3: 1:09.12 (91)	Fin: 1:33.52 (91)	I1-I2: 16.07 (85)	I2-I3: 19.86 (91)	I3-Fin: 24.40 (92)	1.18	2.29	4.01	6.25	158.05	Sp1: 100.60 (77)	Avg.: 91.04
96	HOERL Christopher	MDA	Int1: 33.44 (91)	Int2: 49.21 (90)	Int3: 1:08.09 (87)	Fin: 1:31.21 (83)	I1-I2: 15.77 (67)	I2-I3: 18.88 (74)	I3-Fin: 23.12 (56)	1.43	2.24	2.98	3.94	102.16	Sp1: 100.70 (76)	Avg.: 93.35

<b>LEGEND</b>							
<b>Pos</b>	Intermediate or Speed Position	<b>Int1:</b>	Intermediate 1	<b>Int3:</b>	Intermediate 3	<b>DNS</b>	Did Not Start
<b>Avg.</b>	Average Speed for the race	<b>Int2:</b>	Intermediate 2	<b>Sp1:</b>	Speed Trap 1	<b>Fin:</b>	Finish
<b>Dist(m)</b>	Distance behind the first						