



FIS ARE 2019
FIS ALPINE WORLD SKI CHAMPIONSHIPS SWEDEN

SKISTAR

SKISTAR FIS ALPINE WORLD SKI CHAMPIONSHIPS 2019

LONGINES

Åre (SWE)

Ladies' Downhill



ENTRY LIST BY NSA 1ST TRAINING

Number of Competitors: 53 Number of NSA: 20

NSA	FIS Code	Name	Date of Birth	FIS Points (24th of January 2019 - List 12)					AC
				DH	SL	GS	SG		
AUS (1)	45331	SMALL Greta	16.10.1995	37.12 (109)	35.13 (383)	29.60 (370)	42.57 (237)	69.68 (174)	
AUT (7)	56258	AGER Christina	11.11.1995	21.22 (55)	51.33 (744)	32.97 (434)	9.67 (37)	5.86 (27)	
	56392	GRITSCH Franziska	15.03.1997	30.27 (90)	9.94 (56)	18.12 (166)	10.67 (40)	25.03 (46)	
	56174	HAASER Ricarda	10.09.1993	19.67 (52)	12.68 (85)	4.71 (11)	8.83 (36)	5.16 (16)	
	55970	SCHMIDHOFER Nicole	15.03.1989	0.03 (2)	999.00(3726)	100.89(2044)	2.96 (6)	627.62(1087)	
	56087	SIEBENHOFER Ramona	29.07.1991	0.64 (3)	83.70(1570)	33.96 (455)	5.13 (20)	3.49 (6)	
	56088	TIPPLER Tamara	09.04.1991	5.56 (23)	542.91(3675)	115.92(2288)	4.68 (16)	235.31 (774)	
	56177	VENIER Stephanie	19.12.1993	2.61 (9)	124.86(2313)	118.79(2325)	4.54 (14)	44.20 (85)	
BIH (1)	715171	MUZAFERIJA Elvedina	20.08.1999	69.25 (235)	41.03 (512)	47.00 (798)	86.32 (670)	107.74 (343)	
CAN (3)	105269	GAGNON Marie-Michele	25.04.1989	28.23 (81)	9.18 (48)	5.79 (25)	5.73 (28)	4.39 (12)	
	107613	GRENIER Valerie	30.10.1996	27.94 (78)	33.43 (363)	7.27 (40)	5.58 (26)	4.93 (14)	
	107583	REMME Roni	14.02.1996	33.40 (100)	5.78 (22)	19.73 (193)	15.88 (58)	48.44 (95)	
CZE (2)	155763	LEDECKA Ester	23.03.1995	5.08 (19)	26.55 (262)	18.03 (165)	5.51 (25)	44.00 (84)	
	155699	PAULATHOVA Katerina	23.07.1993	60.67 (205)	45.85 (611)	15.58 (117)	24.25 (102)	57.49 (122)	
FRA (4)	196726	BARTHET Anne-Sophie	23.02.1988	39.97 (117)	16.73 (132)	55.62(1004)	28.66 (139)	5.57 (22)	
	197383	GAUTHIER Tiffany	02.12.1993	5.94 (29)	123.92(2294)	28.38 (346)	5.87 (29)	104.49 (329)	
	197497	MIRADOLI Romane	10.03.1994	5.28 (21)	25.84 (244)	20.75 (210)	5.72 (27)	5.89 (28)	
	196928	WORLEY Tessa	04.10.1989	33.35 (99)	70.94(1227)	0.36 (2)	10.17 (38)	37.07 (64)	
GER (4)	206652	PFISTER Meike	06.02.1996	24.96 (66)	106.73(2028)	14.77 (107)	18.00 (65)	47.39 (92)	
	205218	REBENBURG Viktoria	04.10.1989	3.60 (11)	572.67(3681)	0.83 (3)	3.35 (8)	180.09 (644)	
	206668	WEIDLE Kira	24.02.1996	3.12 (10)	219.63(3196)	31.15 (393)	19.97 (80)	48.75 (97)	
	206460	WENIG Michaela	14.06.1992	5.91 (28)	122.85(2270)	24.49 (259)	15.04 (53)	40.83 (73)	
ITA (6)	299276	BASSINO Marta	27.02.1996	26.89 (72)	56.61 (873)	4.24 (9)	13.68 (49)	3.08 (4)	
	297601	BRIGNONE Federica	14.07.1990	5.66 (25)	28.74 (296)	1.66 (4)	3.70 (10)	2.50 (3)	
	299466	DELAGO Nicol	05.01.1996	4.09 (14)	63.07(1029)	47.02 (800)	6.04 (32)	5.83 (26)	
	296729	FANCHINI Nadia	25.06.1986	4.54 (17)	198.99(3077)	16.98 (148)	5.36 (21)	973.50(1133)	
	298323	GOGGIA Sofia	15.11.1992	2.23 (8)	94.31(1787)	5.96 (28)	4.43 (13)	5.70 (24)	
	297702	MARSAGLIA Francesca	27.01.1990	16.70 (43)	153.48(2699)	8.60 (51)	5.39 (24)	33.02 (56)	
LIE (1)	355050	WEIRATHER Tina	24.05.1989	2.21 (7)	491.18(3663)	22.96 (242)	0.00 (1)	66.23 (154)	
MON (1)	375018	COLETTI Alexandra	08.08.1983	38.55 (112)	999.00(3726)	183.32(3023)	46.33 (269)	86.57 (246)	
NOR (2)	426257	LIE Kajsa Vickhoff	20.06.1998	22.77 (57)	19.95 (162)	22.82 (238)	10.83 (41)	5.99 (30)	
	425929	MOWINCKEL Ragnhild	12.09.1992	4.17 (15)	81.26(1515)	2.30 (5)	2.25 (3)	3.84 (8)	
POL (1)	435334	GASIENICA-DANIEL Maryna	19.02.1994	52.17 (165)	38.90 (463)	6.00 (31)	22.83 (95)	42.43 (80)	

04-02-2019 / Åre (SWE) / 5102

Page 1/2

Data Processing by LONGINES

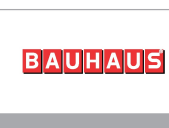
www.fis-ski.com

LONGINES Timing

Generation date : SUN 3 FEB 2019

Time : 15:34

Document: C32E_trn 1.0



Åre (SWE)


Ladies' Downhill

ENTRY LIST BY NSA 1ST TRAINING

Number of Competitors: 53 Number of NSA: 20

NSA	FIS Code	Name	Date of Birth	FIS Points (24th of January 2019 - List 12)				
				DH	SL	GS	SG	AC
ROU (1)	465098	CAILL Ania Monica	24.10.1995	59.45 (201)	205.97(3117)	58.73(1095)	42.61 (238)	209.42 (707)
RUS (2)	485941	PLESHKOVA Iulija	17.05.1997	30.79 (92)	60.78 (978)	27.63 (326)	21.66 (91)	61.98 (141)
	485749	PROKOPYEVA Aleksandra	24.07.1994	28.33 (82)	41.20 (517)	12.85 (84)	23.42 (99)	48.42 (94)
SLO (2)	565320	FERK Marusa	27.09.1988	39.90 (116)	5.92 (27)	19.52 (189)	27.09 (125)	5.38 (19)
	565360	STUHEC Ilka	26.10.1990	0.00 (1)	17.64 (141)	19.02 (180)	2.55 (5)	3.49 (6)
SRB (1)	315187	IGNJATOVIC Nevena	28.12.1990	36.07 (108)	14.61 (105)	6.00 (31)	25.21 (110)	4.39 (12)
SUI (5)	516248	FLURY Jasmine	16.09.1993	4.41 (16)	300.95(3481)	36.35 (525)	4.36 (12)	109.83 (352)
	516138	GUT-BEHRAMI Lara	27.04.1991	4.59 (18)	70.50(1212)	5.55 (22)	2.24 (2)	35.18 (60)
	516185	HAEHLEN Joana	23.01.1992	5.64 (24)	242.00(3309)	57.05(1051)	4.71 (17)	69.90 (175)
	516280	HOLDENER Wendy	12.05.1993	24.28 (63)	2.61 (3)	3.93 (8)	5.36 (21)	0.00 (1)
	516319	SUTER Corinne	28.09.1994	4.08 (13)	320.67(3535)	35.39 (494)	5.36 (21)	45.83 (90)
SVK (1)	705423	VLHOVA Petra	13.06.1995	28.56 (84)	1.42 (2)	3.44 (7)	28.31 (133)	3.36 (5)
SWE (4)	506933	DANNEWITZ Ida	27.03.1999	52.82 (169)	16.21 (125)	31.76 (409)	33.26 (161)	60.23 (132)
	506701	HOERNBLAD Lisa	06.03.1996	23.22 (59)	28.24 (285)	15.30 (111)	11.05 (43)	18.75 (38)
	506718	IVARSSON Lin	08.01.1996	24.64 (64)	97.80(1852)	30.77 (389)	25.26 (112)	63.12 (143)
	506584	RAPAPORT Helena	26.08.1994	43.40 (136)	47.43 (637)	29.70 (372)	28.34 (134)	60.69 (134)
USA (4)	6535600	MERRYWEATHER Alice	05.10.1996	23.95 (62)	70.33(1202)	24.30 (257)	24.26 (103)	45.58 (89)
	538573	ROSS Laurene	17.08.1988	5.99 (30)	484.37(3661)	85.85(1730)	15.13 (54)	31.05 (52)
	6535237	SHIFFRIN Mikaela	13.03.1995	3.83 (12)	0.00 (1)	0.00 (1)	2.54 (4)	4.16 (11)
	537544	VONN Lindsey	18.10.1984	1.83 (5)	84.23(1581)	14.76 (106)	4.87 (19)	5.13 (15)

Legend:
AC Alpine Combined
SL Slalom

DH

Downhill

GS

Giant Slalom

SG

Super-G





ARE 2019

FIS ALPINE WORLD SKI CHAMPIONSHIPS SWEDEN



SKISTAR FIS ALPINE WORLD SKI CHAMPIONSHIPS 2019



Åre (SWE)

Ladies' Downhill



DRAW LIST 1ST TRAINING

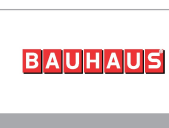
Number of Competitors: 53

Number of NSA: 20

Rank 120 in the FIS List: FLECKENSTEIN Stefanie

FIS Pts: 40.65

No	FIS Code	Name	NSA Code	WC SL DH	WC SL Overall	FIS DH
1	565360	STUHEC Ilka	SLO	456 (1)	872 (8)	0.00 (1)
2	55970	SCHMIDHOFER Nicole	AUT	451 (2)	820 (9)	0.03 (2)
3	56087	SIEBENHOFER Ramona	AUT	410 (3)	644 (12)	0.64 (3)
4	56177	VENIER Stephanie	AUT	364 (4)	564 (16)	2.61 (9)
5	298323	GOGGIA Sofia	ITA	324 (5)	640 (13)	2.23 (8)
6	206668	WEIDLE Kira	GER	300 (7)	320 (28)	3.12 (10)
7	355050	WEIRATHER Tina	LIE	276 (9)	791 (10)	2.21 (7)
8	537544	VONN Lindsey	USA	271 (10)	444 (19)	1.83 (5)
9	516319	SUTER Corinne	SUI	228 (11)	368 (24)	4.08 (13)
10	205218	REBENSBURG Viktoria	GER	196 (12)	909 (7)	3.60 (11)
11	296729	FANCHINI Nadia	ITA	187 (13)	309 (29)	4.54 (17)
12	299466	DELAGO Nicol	ITA	185 (14)	268 (32)	4.09 (14)
13	6535237	SHIFFRIN Mikaela	USA	181 (15)	2164 (1)	3.83 (12)
14	425929	MOWINCKEL Ragnhild	NOR	174 (16)	1034 (4)	4.17 (15)
15	516138	GUT-BEHRAMI Lara	SUI	164 (17)	638 (14)	4.59 (18)
16	+500 297601	BRIGNONE Federica	ITA	87 (26)	920 (6)	5.66 (25)
17	516248	FLURY Jasmine	SUI	157 (18)	344 (27)	4.41 (16)
18	197497	MIRADOLI Romane	FRA	131 (19)	300 (31)	5.28 (21)
19	155763	LEDECKA Ester	CZE	122 (20)	215 (41)	5.08 (19)
20	516185	HAEHLEN Joana	SUI	103 (22)	266 (33)	5.64 (24)
21	56088	TIPPLER Tamara	AUT	97 (23)	259 (34)	5.56 (23)
22	56174	HAASER Ricarda	AUT	90 (24)	355 (26)	19.67 (52)
23	538573	ROSS Laurene	USA	88 (25)	146 (51)	5.99 (30)
24	206460	WENIG Michaela	GER	87 (26)	106 (62)	5.91 (28)
25	297702	MARSAGLIA Francesca	ITA	74 (31)	245 (38)	16.70 (43)
26	197383	GAUTHIER Tiffany	FRA	68 (33)	132 (55)	5.94 (29)
27	6535600	MERRYWEATHER Alice	USA	60 (34)	81 (76)	23.95 (62)
28	56258	AGER Christina	AUT	54 (37)	126 (57)	21.22 (55)
29	506701	HOERNBLAD Lisa	SWE	35 (41)	99 (68)	23.22 (59)
30	299276	BASSINO Marta	ITA	25 (45)	432 (20)	26.89 (72)
31	+500 516280	HLDENER Wendy	SUI	11 (52)	1136 (3)	24.28 (63)
32	+500 705423	VLHOVA Petra	SVK	-	1180 (2)	28.56 (84)
33	+500 196928	WORLEY Tessa	FRA	-	601 (15)	33.35 (99)
34	426257	LIE Kajsa Vickhoff	NOR	19 (48)	121 (58)	22.77 (57)
35	506718	IVARSSON Lin	SWE	-	-	24.64 (64)
36	206652	PFISTER Meike	GER	16 (50)	24 (117)	24.96 (66)
37	107613	GRENIER Valerie	CAN	-	195 (45)	27.94 (78)
38	105269	GAGNON Marie-Michele	CAN	-	258 (35)	28.23 (81)
39	485749	PROKOPYEVA Aleksandra	RUS	-	-	28.33 (82)
40	56392	GRITSCH Franziska	AUT	-	22 (119)	30.27 (90)
41	485941	PLESHKOVA Iulija	RUS	-	-	30.79 (92)
42	107583	REMME Roni	CAN	5 (55)	98 (70)	33.40 (100)
43	315187	IGNJATOVIC Nevena	SRB	-	79 (78)	36.07 (108)
44	45331	SMALL Greta	AUS	-	-	37.12 (109)
45	375018	COLETTI Alexandra	MON	1 (61)	1 (160)	38.55 (112)



DRAW LIST 1ST TRAINING

Number of Competitors: 53

Number of NSA: 20

Rank 120 in the FIS List: FLECKENSTEIN Stefanie

FIS Pts: 40.65

No	FIS Code	Name	NSA Code	WCSL DH	WCSL Overall	FIS DH
46	565320	FERK Marusa	SLO	-	99 (68)	39.90 (116)
47	196726	BARTHET Anne-Sophie	FRA	-	39 (99)	39.97 (117)
48	506584	RAPAPORT Helena	SWE	-	-	>43.40 (136)
49	435334	GASIENICA-DANIEL Maryna	POL	-	26 (114)	>52.17 (165)
50	506933	DANNEWITZ Ida	SWE	-	-	>52.82 (169)
51	465098	CAILL Ania Monica	ROU	-	-	>59.45 (201)
52	155699	PAULATHOVA Katerina	CZE	-	8 (137)	>60.67 (205)
53	715171	MUZAFERIJA Elvedina	BIH	-	-	>69.25 (235)

Legend:

+ 500 At least 500 points on WCSL-O after 15th place or after 30th place
> Greater than 120th rank in the FIS points list
No Control Number

FIS_DH FIS points for DH (12th FIS points list 2018/2019)

WCSL DH FIS World Cup Start List points for Downhill



ARE 2019

FIS ALPINE WORLD SKI CHAMPIONSHIPS SWEDEN

SKISTAR

SKISTAR FIS ALPINE WORLD SKI CHAMPIONSHIPS 2019

LONGINES

Åre (SWE)

Ladies' Downhill

MON 4 FEB 2019

Start Time : 12:30

START LIST 1ST TRAINING

Jury

FIS Technical Delegate	van SLYKE Paul	USA
Referee	SKAARDAL Atle	FIS
Assistant Referee	VULLIET Jean-Philippe	FIS
Chief of Race	FRANZ Toni	SWE
Start Referee	SCHWARTZ Sue	CAN
Finish Referee	KRYLENKO Inna	RUS

Technical Data

Course Name	WM STRECKE
Start Altitude	1060m
Finish Altitude	396m
Vertical Drop	664m
Course Length	2236m
Homologation Number	12548/11/17

Race Information

Course setter	VULLIET Jean-Philippe	FIS
Gates	36	
Start Time	12:30	

Number of Competitors: 53 Number of NSA: 20

Bib	FIS Code	Name	Year of Birth	NSA Code	Time	Ski
1	537544	VONN Lindsey	1984	USA		Head
2	516185	HAEHLEN Joana	1992	SUI		Atomic
3	565360	STUHEC Ilka	1990	SLO		Stoekli
4	516138	GUT-BEHRAMI Lara	1991	SUI		Head
5	55970	SCHMIDHOFER Nicole	1989	AUT		Fischer
6	425929	MOWINCKEL Ragnhild	1992	NOR		Head
7	206668	WEIDLE Kira	1996	GER		Rossignol
8	516248	FLURY Jasmine	1993	SUI		Stoekli
9	56177	VENIER Stephanie	1993	AUT		Atomic
10	297601	BRIGNONE Federica	1990	ITA		Rossignol
-----break-----						
11	355050	WEIRATHER Tina	1989	LIE		Head
12	296729	FANCHINI Nadia	1986	ITA		Dynastar
13	205218	REBENSBURG Viktoria	1989	GER		Stoekli
14	155763	LEDECKA Ester	1995	CZE		Atomic
15	298323	GOGGIA Sofia	1992	ITA		Atomic
16	197497	MIRADOLI Romane	1994	FRA		Dynastar
17	516319	SUTER Corinne	1994	SUI		Head
18	6535237	SHIFFRIN Mikaela	1995	USA		Atomic
19	56087	SIEBHOFER Ramona	1991	AUT		Fischer
20	299466	DELAGO Nicol	1996	ITA		Atomic
-----break-----						
21	56258	AGER Christina	1995	AUT		Atomic
22	206460	WENIG Michaela	1992	GER		Stoekli
23	506701	HOERNBLAD Lisa	1996	SWE		Fischer
24	6535600	MERRYWEATHER Alice	1996	USA		Rossignol
25	297702	MARSAGLIA Francesca	1990	ITA		Salomon
26	299276	BASSINO Marta	1996	ITA		Salomon
27	197383	GAUTHIER Tiffany	1993	FRA		Rossignol
28	56174	HAASER Ricarda	1993	AUT		Fischer
29	56088	TIPPLER Tamara	1991	AUT		Salomon
30	538573	ROSS Laurene	1988	USA		Stoekli
-----break-----						
31	516280	HOLDENER Wendy	1993	SUI		Head
32	705423	VLHOVA Petra	1995	SVK		Rossignol
33	196928	WORLEY Tessa	1989	FRA		Rossignol
34	426257	LIE Kajsa Vickhoff	1998	NOR		Head
35	506718	IVARSSON Lin	1996	SWE		Head

04-02-2019 / Åre (SWE) / 5102

Page 1/2

Data Processing by LONGINES



www.fis-ski.com

LONGINES Timing

Generation date : SUN 3 FEB 2019

Time : 17:38

Document: C51A 1.0



START LIST 1ST TRAINING

Number of Competitors: 53 Number of NSA: 20

Bib	FIS Code	Name	Year of Birth	NSA Code	Time	Ski
36	206652	PFISTER Meike	1996	GER		Rossignol
37	107613	GRENIER Valerie	1996	CAN		Rossignol
38	105269	GAGNON Marie-Michele	1989	CAN		Rossignol
39	485749	PROKOPYEVA Aleksandra	1994	RUS		Atomic
40	56392	GRITSCH Franziska	1997	AUT		Head
41	485941	PLESHKOVA Iulija	1997	RUS		Head
42	107583	REMME Roni	1996	CAN		Head
43	315187	IGNJATOVIC Nevena	1990	SRB		Head
44	45331	SMALL Greta	1995	AUS		Atomic
45	375018	COLETTI Alexandra	1983	MON		Head
46	565320	FERK Marusa	1988	SLO		Salomon
47	196726	BARTHET Anne-Sophie	1988	FRA		Head
48	506584	RAPAPORT Helena	1994	SWE		Head
49	435334	GASIENICA-DANIEL Maryna	1994	POL		Atomic
50	506933	DANNEWITZ Ida	1999	SWE		
51	465098	CAILL Ania Monica	1995	ROU		
52	155699	PAULATHOVA Katerina	1993	CZE		Rossignol
53	715171	MUZAFERIJA Elvedina	1999	BIH		Atomic

Forerunners:

F1-LINDBERG Malte	SWE	F2-HJARTARSON Odin	SWE	F3-STEINWALL Filip	SWE
F4-GRYM Elias	SWE	F5-STROEM Olle	SWE	F6-SANDIN VAENJE Vilhelm	SWE



ARE 2019

FIS ALPINE WORLD SKI CHAMPIONSHIPS SWEDEN

SKISTAR

SKISTAR FIS ALPINE WORLD SKI CHAMPIONSHIPS 2019

LONGINES

Åre (SWE)

FIS

Ladies' Downhill

MON 4 FEB 2019

Start Time : 13:00

OFFICIAL RESULTS 1ST TRAINING

Jury

FIS Technical Delegate	van SLYKE Paul	USA
Referee	SKAARDAL Atle	FIS
Assistant Referee	VULLIET Jean-Philippe	FIS
Chief of Race	FRANZ Toni	SWE
Start Referee	SCHWARTZ Sue	CAN
Finish Referee	KRYLENKO Inna	RUS

Technical Data


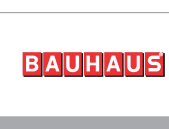
Course Name	WM STRECKE
Start Altitude	1060m
Finish Altitude	396m
Vertical Drop	664m
Course Length	2236m
Homologation Number	12548/11/17

Race Information

Course setter	VULLIET Jean-Philippe	FIS
Gates	36	
Start Time	13:00	

Number of Competitors: 53 Number of NSA: 20

Rank	Bib	FIS Code	Name	Year of Birth	NSA Code	Time	Difference	Distance (m)	Ski
1	29	56088	TIPPLER Tamara	1991	AUT	1:29.95			Salomon
2	17	516319	SUTER Corinne	1994	SUI	1:30.33	0.38	9.41	Head
3	34	426257	LIE Kajsa Vickhoff	1998	NOR	1:30.39	0.44	10.88	Head
4	5	55970	SCHMIDHOFER Nicole	1989	AUT	1:30.75	0.80	19.71	Fischer
5	9	56177	VENIER Stephanie	1993	AUT	1:30.98	1.03	25.31	Atomic
6	19	56087	SIEBENHOFER Ramona	1991	AUT	1:31.02	1.07	26.29	Fischer
7	22	206460	WENIG Michaela	1992	GER	1:31.05	1.10	27.01	Stoeckli
8	28	56174	HAASER Ricarda	1993	AUT	1:31.06	1.11	27.26	Fischer
9	7	206668	WEIDLE Kira	1996	GER	1:31.24	1.29	31.61	Rossignol
10	13	205218	REBENSBURG Viktoria	1989	GER	1:31.30	1.35	33.06	Stoeckli
11	35	506718	IVARSSON Lin	1996	SWE	1:31.39	1.44	35.23	Head
11	1	537544	VONN Lindsey	1984	USA	1:31.39	1.44	35.23	Head
13	4	516138	GUT-BEHRAMI Lara	1991	SUI	1:31.41	1.46	35.71	Head
14	30	538573	ROSS Laurene	1988	USA	1:31.45	1.50	36.68	Stoeckli
14	3	565360	STUHEC Ilka	1990	SLO	1:31.45	1.50	36.68	Stoeckli
16	38	105269	GAGNON Marie-Michele	1989	CAN	1:31.52	1.57	38.36	Rossignol
17	12	296729	FANCHINI Nadia	1986	ITA	1:31.55	1.60	39.08	Dynastar
18	21	56258	AGER Christina	1995	AUT	1:31.58	1.63	39.80	Atomic
19	23	506701	HOERNBLAD Lisa	1996	SWE	1:31.61	1.66	40.52	Fischer
20	15	298323	GOGGIA Sofia	1992	ITA	1:31.72	1.77	43.15	Atomic
21*	20	299466	DELAGO Nicol	1996	ITA	1:31.74	1.79	43.63	Atomic
22	44	45331	SMALL Greta	1995	AUS	1:31.81	1.86	45.30	Atomic
23	45	375018	COLETTI Alexandra	1983	MON	1:31.87	1.92	46.73	Head
23*	36	206652	PFISTER Meike	1996	GER	1:31.87	1.92	46.73	Rossignol
25	48	506584	RAPAPORT Helena	1994	SWE	1:31.97	2.02	49.11	Head
26	8	516248	FLURY Jasmine	1993	SUI	1:32.03	2.08	50.54	Stoeckli
27	47	196726	BARTHET Anne-Sophie	1988	FRA	1:32.07	2.12	51.49	Head
28	31	516280	HOLDENER Wendy	1993	SUI	1:32.08	2.13	51.72	Head
28	6	425929	MOWINCKEL Ragnhild	1992	NOR	1:32.08	2.13	51.72	Head
30	25	297702	MARSAGLIA Francesca	1990	ITA	1:32.13	2.18	52.91	Salomon
31	11	355050	WEIRATHER Tina	1989	LIE	1:32.18	2.23	54.09	Head
32	40	56392	GRITSCH Franziska	1997	AUT	1:32.44	2.49	60.23	Head
33	10	297601	BRIGNONE Federica	1990	ITA	1:32.51	2.56	61.88	Rossignol
34	2	516185	HAEHLEN Joana	1992	SUI	1:32.55	2.60	62.82	Atomic
35	37	107613	GRENIER Valerie	1996	CAN	1:32.68	2.73	65.86	Rossignol
36	24	6535600	MERRYWEATHER Alice	1996	USA	1:32.73	2.78	67.03	Rossignol
37	26	299276	BASSINO Marta	1996	ITA	1:32.80	2.85	68.67	Salomon



OFFICIAL RESULTS 1ST TRAINING

Number of Competitors: 53 Number of NSA: 20

Rank	Bib	FIS Code	Name	Year of Birth	NSA Code	Time	Difference	Distance (m)	Ski
38	16	197497	MIRADOLI Romane	1994	FRA	1:32.84	2.89	69.60	Dynastar
39	50	506933	DANNEWITZ Ida	1999	SWE	1:33.01	3.06	73.56	
40	32	705423	VLHOVA Petra	1995	SVK	1:33.10	3.15	75.65	Rossignol
41	33	196928	WORLEY Tessa	1989	FRA	1:33.44	3.49	83.51	Rossignol
42	27	197383	GAUTHIER Tiffany	1993	FRA	1:33.77	3.82	91.09	Rossignol
43	52	155699	PAULATHOVA Katerina	1993	CZE	1:34.30	4.35	103.15	Rossignol
44	51	465098	CAILL Ania Monica	1995	ROU	1:34.43	4.48	106.08	
45*	53	715171	MUZAFERIJA Elvedina	1999	BIH	1:34.54	4.59	108.56	Atomic
46	46	565320	FERK Marusa	1988	SLO	1:38.11	8.16	185.97	Salomon

DID NOT FINISH: 1 competitor

14 155763 LEDECKA Ester 1995 CZE Atomic

DID NOT START: 6 competitors

 18 6535237 SHIFFRIN Mikaela 1995 USA Atomic
 39 485749 PROKOPYEVA Aleksandra 1994 RUS Atomic
 41 485941 PLESHKOVA Iulija 1997 RUS Head
 42 107583 REMME Roni 1996 CAN Head
 43 315187 IGNJATOVIC Nevena 1990 SRB Head
 49 435334 GASIENICA-DANIEL Maryna 1994 POL Atomic

Forerunners:

F1-LINDBERG Malte	SWE	F2-HJARTARSON Odin	SWE	F3-STEINWALL Filip	SWE
F4-GRYM Elias	SWE	F5-STROEM Olle	SWE	F6-SANDIN VAENJE Vilhelm	SWE

Conditions on course:

SUNNY Snow: HARD Temperature - Start: -8°C Temperature - Finish: -10°C

Legend:

* Gates(s) missed



ARE 2019

FIS ALPINE WORLD SKI CHAMPIONSHIPS SWEDEN



SKISTAR FIS ALPINE WORLD SKI CHAMPIONSHIPS 2019



Åre (SWE)



Ladies' Downhill

MON 4 FEB 2019

Start Time : 13:00

PERFORMANCE ANALYSIS BY RANK 1ST TRAINING

Number of Competitors: 46 Number of NSA: 17

Rank	Bib	Name Ski	NSA Code	Positions			Partials		Difference		Speed			
				Pos	Time	Rank	Pos	Time	Rank	Time	Dist.(m)	Pos.	(km/h)	Rank
1	29	TIPPLER Tamara Salomon	AUT	Int1:	15.08	(6)	11-12:	23.77	(1)	0.09		Sp1	75.70	(3)
				Int2:	38.85	(1)	12-13:	24.50	(3)			Sp2	96.10	(1)
				Int3:	1:03.35	(1)	13-14:	13.17	(5)			Sp3	117.94	(1)
				Int4:	1:16.52	(1)	14-Fin:	13.43	(4)			Sp4	108.36	(23)
				Fin:	1:29.95	(1)				0.00		Avg:	89.49	
2	17	SUTER Corinne Head	SUI	Int1:	15.14	(12)	11-12:	24.01	(3)	0.15		Sp1	71.79	(12)
				Int2:	39.15	(3)	12-13:	24.39	(2)	0.30		Sp2	94.72	(5)
				Int3:	1:03.54	(2)	13-14:	13.24	(10)	0.19		Sp3	106.78	(17)
				Int4:	1:16.78	(2)	14-Fin:	13.55	(12)	0.26		Sp4	108.02	(26)
				Fin:	1:30.33	(2)				0.38	9.41	Avg:	89.11	
3	34	LIE Kajsa Vickhoff Head	NOR	Int1:	15.04	(3)	11-12:	24.16	(6)	0.05		Sp1	72.83	(7)
				Int2:	39.20	(5)	12-13:	24.35	(1)	0.35		Sp2	94.66	(8)
				Int3:	1:03.55	(3)	13-14:	13.29	(14)	0.20		Sp3	117.76	(3)
				Int4:	1:16.84	(3)	14-Fin:	13.55	(12)	0.32		Sp4	112.72	(4)
				Fin:	1:30.39	(3)				0.44	10.88	Avg:	89.05	
4	5	SCHMIDHOFER Nicole Fischer	AUT	Int1:	15.07	(4)	11-12:	24.09	(4)	0.08		Sp1	72.33	(8)
				Int2:	39.16	(4)	12-13:	24.84	(17)	0.31		Sp2	95.56	(2)
				Int3:	1:04.00	(5)	13-14:	13.08	(2)	0.65		Sp3	106.37	(19)
				Int4:	1:17.08	(4)	14-Fin:	13.67	(21)	0.56		Sp4	113.51	(2)
				Fin:	1:30.75	(4)				0.80	19.71	Avg:	88.70	
5	9	VENIER Stephanie Atomic	AUT	Int1:	15.29	(28)	11-12:	24.32	(14)	0.30		Sp1	67.96	(36)
				Int2:	39.61	(17)	12-13:	24.58	(5)	0.76		Sp2	94.20	(12)
				Int3:	1:04.19	(6)	13-14:	13.37	(19)	0.84		Sp3	104.53	(28)
				Int4:	1:17.56	(7)	14-Fin:	13.42	(3)	1.04		Sp4	112.49	(5)
				Fin:	1:30.98	(5)				1.03	25.31	Avg:	88.48	
6	19	SIEBENHOFER Ramona Fischer	AUT	Int1:	15.18	(16)	11-12:	24.16	(6)	0.19		Sp1	68.52	(32)
				Int2:	39.34	(6)	12-13:	24.56	(4)	0.49		Sp2	94.72	(5)
				Int3:	1:03.90	(4)	13-14:	13.38	(21)	0.55		Sp3	110.01	(11)
				Int4:	1:17.28	(5)	14-Fin:	13.74	(25)	0.76		Sp4	109.35	(15)
				Fin:	1:31.02	(6)				1.07	26.29	Avg:	88.44	
7	22	WENIG Michaela Stoeckli	GER	Int1:	15.30	(31)	11-12:	24.25	(9)	0.31		Sp1	68.43	(33)
				Int2:	39.55	(15)	12-13:	24.69	(10)	0.70		Sp2	93.62	(21)
				Int3:	1:04.24	(8)	13-14:	13.45	(26)	0.89		Sp3	117.86	(2)
				Int4:	1:17.69	(11)	14-Fin:	13.36	(1)	1.17		Sp4	109.46	(12)
				Fin:	1:31.05	(7)				1.10	27.01	Avg:	88.41	
8	28	HAASER Ricarda Fischer	AUT	Int1:	15.19	(17)	11-12:	24.42	(18)	0.20		Sp1	67.57	(37)
				Int2:	39.61	(17)	12-13:	24.58	(5)	0.76		Sp2	93.26	(27)
				Int3:	1:04.19	(6)	13-14:	13.24	(10)	0.84		Sp3	115.24	(4)
				Int4:	1:17.43	(6)	14-Fin:	13.63	(19)	0.91		Sp4	105.87	(34)
				Fin:	1:31.06	(8)				1.11	27.26	Avg:	88.40	
9	7	WEIDLE Kira Rossignol	GER	Int1:	15.34	(33)	11-12:	24.33	(15)	0.35		Sp1	68.67	(30)
				Int2:	39.67	(21)	12-13:	24.70	(11)	0.82		Sp2	93.39	(26)
				Int3:	1:04.37	(12)	13-14:	13.23	(9)	1.02		Sp3	106.03	(20)
				Int4:	1:17.60	(9)	14-Fin:	13.64	(20)	1.08		Sp4	107.28	(29)
				Fin:	1:31.24	(9)				1.29	31.61	Avg:	88.22	

04-02-2019 / Åre (SWE) / 5102

Page 1/5

Data Processing by LONGINES

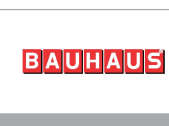
www.fis-ski.com

LONGINES Timing

Generation date : MON 4 FEB 2019

Time : 14:43

Document: C77A_trn 1.0



Åre (SWE)

Ladies' Downhill

MON 4 FEB 2019

Start Time : 13:00

PERFORMANCE ANALYSIS BY RANK 1ST TRAINING

Number of Competitors: 46 Number of NSA: 17

Rank	Bib	Name Ski	NSA Code	Positions			Partials		Difference		Speed			
				Pos	Time	Rank	Pos	Time	Rank	Time	Dist.(m)	Pos.	(km/h)	Rank
10	13	REBENSBURG Viktoria Stoeckli	GER	Int1:	15.34	(33)	11-12:	24.35	(17)	0.35		Sp1	70.15	(23)
				Int2:	39.69	(22)	12-13:	24.73	(12)	0.84		Sp2	93.64	(20)
				Int3:	1:04.42	(14)	13-14:	13.32	(18)	1.07		Sp3	105.21	(23)
				Int4:	1:17.74	(13)	14-Fin:	13.56	(15)	1.22		Sp4	110.02	(8)
				Fin:	1:31.30	(10)				1.35	33.06	Avg:	88.17	
11	35	IVARSSON Lin Head	SWE	Int1:	15.21	(20)	11-12:	24.30	(11)	0.22		Sp1	69.79	(25)
				Int2:	39.51	(12)	12-13:	24.78	(14)	0.66		Sp2	94.04	(14)
				Int3:	1:04.29	(10)	13-14:	13.49	(29)	0.94		Sp3	103.17	(35)
				Int4:	1:17.78	(14)	14-Fin:	13.61	(17)	1.26		Sp4	109.68	(10)
				Fin:	1:31.39	(11)				1.44	35.23	Avg:	88.08	
11	1	VONN Lindsey Head	USA	Int1:	15.34	(33)	11-12:	24.85	(31)	0.35		Sp1	71.72	(13)
				Int2:	40.19	(32)	12-13:	24.76	(13)	1.34		Sp2	91.78	(36)
				Int3:	1:04.95	(27)	13-14:	12.89	(1)	1.60		Sp3	104.44	(30)
				Int4:	1:17.84	(15)	14-Fin:	13.55	(12)	1.32		Sp4	114.80	(1)
				Fin:	1:31.39	(11)				1.44	35.23	Avg:	88.08	
13	4	GUT-BEHRAMI Lara Head	SUI	Int1:	15.24	(23)	11-12:	24.29	(10)	0.25		Sp1	69.74	(26)
				Int2:	39.53	(14)	12-13:	24.87	(18)	0.68		Sp2	94.24	(11)
				Int3:	1:04.40	(13)	13-14:	13.17	(5)	1.05		Sp3	103.93	(32)
				Int4:	1:17.57	(8)	14-Fin:	13.84	(32)	1.05		Sp4	106.57	(31)
				Fin:	1:31.41	(13)				1.46	35.71	Avg:	88.06	
14	30	ROSS Laurene Stoeckli	USA	Int1:	15.07	(4)	11-12:	24.42	(18)	0.08		Sp1	71.42	(15)
				Int2:	39.49	(11)	12-13:	24.97	(21)	0.64		Sp2	93.94	(15)
				Int3:	1:04.46	(16)	13-14:	13.24	(10)	1.11		Sp3	114.55	(7)
				Int4:	1:17.70	(12)	14-Fin:	13.75	(26)	1.18		Sp4	108.52	(21)
				Fin:	1:31.45	(14)				1.50	36.68	Avg:	88.02	
14	3	STUHEC Ilka Stoeckli	SLO	Int1:	15.11	(9)	11-12:	24.77	(30)	0.12		Sp1	67.07	(41)
				Int2:	39.88	(26)	12-13:	24.88	(19)	1.03		Sp2	92.56	(32)
				Int3:	1:04.76	(19)	13-14:	13.22	(8)	1.41		Sp3	102.06	(39)
				Int4:	1:17.98	(19)	14-Fin:	13.47	(5)	1.46		Sp4	110.89	(6)
				Fin:	1:31.45	(14)				1.50	36.68	Avg:	88.02	
16	38	GAGNON Marie-Michele Rossignol	CAN	Int1:	15.14	(12)	11-12:	25.07	(38)	0.15		Sp1	71.36	(16)
				Int2:	40.21	(34)	12-13:	24.66	(9)	1.36		Sp2	95.18	(3)
				Int3:	1:04.87	(22)	13-14:	13.11	(3)	1.52		Sp3	105.55	(22)
				Int4:	1:17.98	(19)	14-Fin:	13.54	(11)	1.46		Sp4	109.45	(13)
				Fin:	1:31.52	(16)				1.57	38.36	Avg:	87.95	
17	12	FANCHINI Nadia Dynastar	ITA	Int1:	15.21	(19)	11-12:	24.30	(11)	0.22		Sp1	70.98	(17)
				Int2:	39.51	(12)	12-13:	24.81	(16)	0.66		Sp2	93.85	(16)
				Int3:	1:04.32	(11)	13-14:	13.28	(13)	0.97		Sp3	104.80	(25)
				Int4:	1:17.60	(9)	14-Fin:	13.95	(40)	1.08		Sp4	108.49	(22)
				Fin:	1:31.55	(17)				1.60	39.08	Avg:	87.93	
18	21	AGER Christina Atomic	AUT	Int1:	15.23	(22)	11-12:	24.42	(18)	0.24		Sp1	68.24	(35)
				Int2:	39.65	(19)	12-13:	24.61	(8)	0.80		Sp2	93.40	(25)
				Int3:	1:04.26	(9)	13-14:	13.65	(34)	0.91		Sp3	104.46	(29)
				Int4:	1:17.91	(18)	14-Fin:	13.67	(21)	1.39		Sp4	104.65	(40)
				Fin:	1:31.58	(18)				1.63	39.80	Avg:	87.90	
19	23	HOERNBLAD Lisa Fischer	SWE	Int1:	15.11	(9)	11-12:	25.21	(42)	0.12		Sp1	71.64	(14)
				Int2:	40.32	(36)	12-13:	24.78	(14)	1.47		Sp2	94.18	(13)
				Int3:	1:05.10	(31)	13-14:	13.12	(4)	1.75		Sp3	109.32	(12)
				Int4:	1:18.22	(21)	14-Fin:	13.39	(2)	1.70		Sp4	109.26	(16)
				Fin:	1:31.61	(19)				1.66	40.52	Avg:	87.87	
20	15	GOGGIA Sofia Atomic	ITA	Int1:	15.24	(23)	11-12:	24.18	(8)	0.25		Sp1	70.74	(22)
				Int2:	39.42	(9)	12-13:	25.03	(25)	0.57		Sp2	91.41	(38)
				Int3:	1:04.45	(15)	13-14:	13.40	(22)	1.10		Sp3	104.62	(27)
				Int4:	1:17.85	(17)	14-Fin:	13.87	(34)	1.33		Sp4	105.56	(37)
				Fin:	1:31.72	(20)				1.77	43.15	Avg:	87.76	

Åre (SWE)

Ladies' Downhill

MON 4 FEB 2019

Start Time : 13:00

PERFORMANCE ANALYSIS BY RANK 1ST TRAINING

Number of Competitors: 46 Number of NSA: 17

Rank	Bib	Name Ski	NSA Code	Positions			Partials		Difference		Speed	
				Pos	Time	Rank	Pos	Time	Rank	Time	Dist.(m)	Pos.
21 *	20	DELAGO Nicol Atomic	ITA	Int1: Int2: Int3: Int4: Fin:	15.29 (28) 39.08 (2) 1:17.84 (15) 1:31.74 (21)	11-12: 12-13: 13-14: 14-Fin:	23.79 (2) 13.90 (36)	0.30 0.23 1.32 1.79	43.63	Sp1 Sp2 Sp3 Sp4 Avg:	70.03 (24) 93.62 (21) 113.19 (9) 105.37 (38) 87.74	
22	44	SMALL Greta Atomic	AUS	Int1: Int2: Int3: Int4: Fin:	15.47 (45) 40.11 (31) 1:05.14 (32) 1:18.34 (27) 1:31.81 (22)	11-12: 12-13: 13-14: 14-Fin:	24.64 (28) 25.03 (25) 13.20 (7) 13.47 (5)	0.48 1.26 1.79 1.82 1.86	45.30	Sp1 Sp2 Sp3 Sp4 Avg:	67.27 (40) 93.02 (29) 106.39 (18) 110.30 (7) 87.68	
23	45	COLETTI Alexandra Head	MON	Int1: Int2: Int3: Int4: Fin:	15.19 (17) 39.34 (6) 1:04.94 (26) 1:18.38 (30) 1:31.87 (23)	11-12: 12-13: 13-14: 14-Fin:	24.15 (5) 25.60 (42) 13.44 (24) 13.49 (8)	0.20 0.49 1.59 1.86 1.92	46.73	Sp1 Sp2 Sp3 Sp4 Avg:	70.85 (19) 93.50 (24) 107.26 (15) 110.00 (9) 87.62	
23 *	36	PFISTER Meike Rossignol	GER	Int1: Int2: Int3: Int4: Fin:	15.02 (2) 39.93 (28) 1:04.90 (24) 1:18.34 (27) 1:31.87 (23)	11-12: 12-13: 13-14: 14-Fin:	24.91 (34) 24.97 (21) 13.44 (24) 13.53 (9)	0.03 1.08 1.55 1.82 1.92	46.73	Sp1 Sp2 Sp3 Sp4 Avg:	74.57 (4) 93.81 (17) 103.28 (34) 108.54 (20) 87.62	
25	48	RAPAPORT Helena Head	SWE	Int1: Int2: Int3: Int4: Fin:	15.10 (7) 39.41 (8) 1:04.75 (18) 1:18.27 (24) 1:31.97 (25)	11-12: 12-13: 13-14: 14-Fin:	24.31 (13) 25.34 (39) 13.52 (30) 13.70 (23)	0.11 0.56 1.40 1.75 2.02	49.11	Sp1 Sp2 Sp3 Sp4 Avg:	72.87 (6) 93.56 (23) 102.90 (37) 104.63 (41) 87.52	
26	8	FLURY Jasmine Stoekli	SUI	Int1: Int2: Int3: Int4: Fin:	15.25 (26) 39.87 (25) 1:04.77 (20) 1:18.25 (23) 1:32.03 (26)	11-12: 12-13: 13-14: 14-Fin:	24.62 (27) 24.90 (20) 13.48 (27) 13.78 (28)	0.26 1.02 1.42 1.73 2.08	50.54	Sp1 Sp2 Sp3 Sp4 Avg:	69.72 (27) 93.65 (19) 102.63 (38) 105.84 (35) 87.47	
27	47	BARTHET Anne-Sophie Head	FRA	Int1: Int2: Int3: Int4: Fin:	15.13 (11) 39.46 (10) 1:04.60 (17) 1:18.29 (25) 1:32.07 (27)	11-12: 12-13: 13-14: 14-Fin:	24.33 (15) 25.14 (31) 13.69 (37) 13.78 (28)	0.14 0.61 1.25 1.77 2.12	51.49	Sp1 Sp3 Sp4 Avg:	70.81 (21) 104.41 (31) 104.11 (42) 87.43	
28	31	HOLDENER Wendy Head	SUI	Int1: Int2: Int3: Int4: Fin:	14.99 (1) 39.56 (16) 1:04.78 (21) 1:18.46 (31) 1:32.08 (28)	11-12: 12-13: 13-14: 14-Fin:	24.57 (23) 25.22 (34) 13.68 (36) 13.62 (18)	0.71 1.43 1.94 2.13	51.72	Sp1 Sp2 Sp3 Sp4 Avg:	72.01 (10) 94.69 (7) 104.71 (26) 112.85 (3) 87.42	
28	6	MOWINCKEL Ragnhild Head	NOR	Int1: Int2: Int3: Int4: Fin:	15.24 (23) 40.34 (39) 1:04.93 (25) 1:18.24 (22) 1:32.08 (28)	11-12: 12-13: 13-14: 14-Fin:	25.10 (40) 24.59 (7) 13.31 (17) 13.84 (32)	0.25 1.49 1.58 1.72 2.13	51.72	Sp1 Sp2 Sp3 Sp4 Avg:	68.61 (31) 93.78 (18) 105.85 (21) 109.52 (11) 87.42	
30	25	MARSAGLIA Francesca Salomon	ITA	Int1: Int2: Int3: Int4: Fin:	15.25 (26) 39.91 (27) 1:05.06 (29) 1:18.35 (29) 1:32.13 (30)	11-12: 12-13: 13-14: 14-Fin:	24.66 (29) 25.15 (32) 13.29 (14) 13.78 (28)	0.26 1.06 1.71 1.83 2.18	52.91	Sp1 Sp2 Sp3 Sp4 Avg:	69.29 (29) 92.88 (31) 107.60 (14) 106.35 (33) 87.37	
31	11	WEIRATHER Tina Head	LIE	Int1: Int2: Int3: Int4: Fin:	15.19 (17) 39.76 (23) 1:04.88 (23) 1:18.30 (26) 1:32.18 (31)	11-12: 12-13: 13-14: 14-Fin:	24.57 (23) 25.12 (29) 13.42 (23) 13.88 (35)	0.20 0.91 1.53 1.78 2.23	54.09	Sp1 Sp2 Sp3 Sp4 Avg:	69.66 (28) 90.40 (43) 103.54 (33) 109.36 (14) 87.32	

Number of Competitors: 46 Number of NSA: 17

Rank	Bib	Name Ski	NSA Code	Positions			Partials		Difference		Speed			
				Pos	Time	Rank	Pos	Time	Rank	Time	Dist.(m)	Pos.	(km/h)	Rank
32	40	GRITSCH Franziska Head	AUT	Int1:	15.42	(43)	11-12:	24.59	(26)	0.43		Sp1	64.37	(45)
				Int2:	40.01	(30)	12-13:	25.20	(33)	1.16		Sp2	91.10	(40)
				Int3:	1:05.21	(33)	13-14:	13.70	(40)	1.86		Sp3	101.63	(40)
				Int4:	1:18.91	(37)	14-Fin:	13.53	(9)	2.39		Sp4	105.19	(39)
				Fin:	1:32.44	(32)				2.49	60.23	Avg:	87.08	
33	10	BRIGNONE Federica Rossignol	ITA	Int1:	15.41	(42)	11-12:	24.58	(25)	0.42		Sp1	68.38	(34)
				Int2:	39.99	(29)	12-13:	25.01	(24)	1.14		Sp2	90.97	(41)
				Int3:	1:05.00	(28)	13-14:	13.58	(33)	1.65		Sp3	103.17	(35)
				Int4:	1:18.58	(32)	14-Fin:	13.93	(38)	2.06		Sp4	106.95	(30)
				Fin:	1:32.51	(33)				2.56	61.88	Avg:	87.01	
34	2	HAEHLEN Joana Atomic	SUI	Int1:	15.39	(39)	11-12:	24.97	(36)	0.40		Sp1	66.64	(43)
				Int2:	40.36	(41)	12-13:	25.00	(23)	1.51		Sp2	91.98	(33)
				Int3:	1:05.36	(36)	13-14:	13.37	(19)	2.01		Sp3	99.07	(42)
				Int4:	1:18.73	(34)	14-Fin:	13.82	(31)	2.21		Sp4	108.26	(24)
				Fin:	1:32.55	(34)				2.60	62.82	Avg:	86.98	
35	37	GRENIER Valerie Rossignol	CAN	Int1:	15.29	(28)	11-12:	25.07	(38)	0.30		Sp1	72.26	(9)
				Int2:	40.36	(41)	12-13:	25.32	(38)	1.51		Sp2	94.35	(10)
				Int3:	1:05.68	(40)	13-14:	13.52	(30)	2.33		Sp3	97.16	(45)
				Int4:	1:19.20	(38)	14-Fin:	13.48	(7)	2.68		Sp4	108.94	(19)
				Fin:	1:32.68	(35)				2.73	65.86	Avg:	86.85	
36	24	MERRYWEATHER Alice Rossignol	USA	Int1:	15.34	(33)	11-12:	24.85	(31)	0.35		Sp1	67.50	(38)
				Int2:	40.19	(32)	12-13:	25.07	(28)	1.34		Sp2	91.92	(34)
				Int3:	1:05.26	(35)	13-14:	13.48	(27)	1.91		Sp3	106.89	(16)
				Int4:	1:18.74	(35)	14-Fin:	13.99	(41)	2.22		Sp4	108.09	(25)
				Fin:	1:32.73	(36)				2.78	67.03	Avg:	86.81	
37	26	BASSINO Marta Salomon	ITA	Int1:	15.15	(14)	11-12:	24.51	(21)	0.16		Sp1	79.78	(2)
				Int2:	39.66	(20)	12-13:	25.40	(40)	0.81		Sp2	91.91	(35)
				Int3:	1:05.06	(29)	13-14:	13.66	(35)	1.71		Sp3	113.26	(8)
				Int4:	1:18.72	(33)	14-Fin:	14.08	(42)	2.20		Sp4	107.64	(28)
				Fin:	1:32.80	(37)				2.85	68.67	Avg:	86.74	
38	16	MIRADOLI Romane Dynastar	FRA	Int1:	15.44	(44)	11-12:	24.89	(33)	0.45		Sp1	64.62	(44)
				Int2:	40.33	(37)	12-13:	25.05	(27)	1.48		Sp2	91.24	(39)
				Int3:	1:05.38	(37)	13-14:	13.52	(30)	2.03		Sp3	114.60	(6)
				Int4:	1:18.90	(36)	14-Fin:	13.94	(39)	2.38		Sp4	109.00	(18)
				Fin:	1:32.84	(38)				2.89	69.60	Avg:	86.70	
39	50	DANNEWITZ Ida	SWE	Int1:	15.10	(7)	11-12:	25.13	(41)	0.11		Sp1	70.97	(18)
				Int2:	40.23	(35)	12-13:	25.29	(37)	1.38		Sp2	94.78	(4)
				Int3:	1:05.52	(39)	13-14:	13.76	(41)	2.17		Sp3	104.82	(24)
				Int4:	1:19.28	(39)	14-Fin:	13.73	(24)	2.76		Sp4	103.76	(43)
				Fin:	1:33.01	(39)				3.06	73.56	Avg:	86.55	
40	32	VLHOVA Petra Rossignol	SVK	Int1:	15.15	(14)	11-12:	25.83	(45)	0.16		Sp1	82.21	(1)
				Int2:	40.98	(43)	12-13:	25.26	(35)	2.13		Sp2	93.16	(28)
				Int3:	1:06.24	(42)	13-14:	13.30	(16)	2.89		Sp3	110.95	(10)
				Int4:	1:19.54	(42)	14-Fin:	13.56	(15)	3.02		Sp4	109.02	(17)
				Fin:	1:33.10	(40)				3.15	75.65	Avg:	86.46	
41	33	WORLEY Tessa Rossignol	FRA	Int1:	15.37	(37)	11-12:	24.98	(37)	0.38		Sp1	73.68	(5)
				Int2:	40.35	(40)	12-13:	25.12	(29)	1.50		Sp2	86.87	(44)
				Int3:	1:05.47	(38)	13-14:	13.87	(42)	2.12		Sp3	115.23	(5)
				Int4:	1:19.34	(41)	14-Fin:	14.10	(43)	2.82		Sp4	100.34	(44)
				Fin:	1:33.44	(41)				3.49	83.51	Avg:	86.15	
42	27	GAUTHIER Tiffany Rossignol	FRA	Int1:	15.31	(32)	11-12:	24.52	(22)	0.32		Sp1	66.69	(42)
				Int2:	39.83	(24)	12-13:	25.40	(40)	0.98		Sp2	92.93	(30)
				Int3:	1:05.23	(34)	13-14:	14.05	(44)	1.88		Sp3	107.76	(13)
				Int4:	1:19.28	(39)	14-Fin:	14.49	(45)	2.76		Sp4	97.61	(45)
				Fin:	1:33.77	(42)				3.82	91.09	Avg:	85.84	

PERFORMANCE ANALYSIS BY RANK 1ST TRAINING

Number of Competitors: 46 Number of NSA: 17

Rank	Bib	Name Ski	NSA Code	Positions			Partials		Difference		Speed			
				Pos	Time	Rank	Pos	Time	Rank	Time	Dist.(m)	Pos.	(km/h)	Rank
43	52	PAULATHOVA Katerina Rossignol	CZE	Int1:	15.40	(40)	I1-I2:	24.93	(35)	0.41		Sp1	71.91	(11)
				Int2:	40.33	(37)	I2-I3:	25.86	(44)	1.48		Sp2	94.48	(9)
				Int3:	1:06.19	(41)	I3-I4:	13.69	(37)	2.84		Sp3	97.61	(44)
				Int4:	1:19.88	(43)	I4-Fin:	14.42	(44)	3.36		Sp4	105.65	(36)
				Fin:	1:34.30	(43)				4.35	103.15	Avg:	85.36	
44	51	CAILL Ania Monica	ROU	Int1:	15.40	(40)	I1-I2:	25.64	(43)	0.41		Sp1	70.84	(20)
				Int2:	41.04	(44)	I2-I3:	25.67	(43)	2.19		Sp2	90.93	(42)
				Int3:	1:06.71	(43)	I3-I4:	13.95	(43)	3.36		Sp3	100.59	(41)
				Int4:	1:20.66	(45)	I4-Fin:	13.77	(27)	4.14		Sp4	107.83	(27)
				Fin:	1:34.43	(44)				4.48	106.08	Avg:	85.24	
45 *	53	MUZAFERIJA Elvedina Atomic	BIH	Int1:	15.37	(37)	I1-I2:	26.29	(46)	0.38		Sp1	67.42	(39)
				Int2:	41.66	(46)	I2-I3:	25.28	(36)	2.81		Sp2	91.53	(37)
				Int3:	1:06.94	(44)	I3-I4:	13.69	(37)	3.59		Sp3	97.76	(43)
				Int4:	1:20.63	(44)	I4-Fin:	13.91	(37)	4.11		Sp4	106.44	(32)
				Fin:	1:34.54	(45)				4.59	108.56	Avg:	85.14	
46	46	FERK Marusa Salomon	SLO	Int1:	15.75	(46)	I1-I2:	25.73	(44)	0.76				
				Int2:	41.48	(45)	I2-I3:	27.09	(45)	2.63				
				Int3:	1:08.57	(45)	I3-I4:	14.44	(45)	5.22				
				Int4:	1:23.01	(46)	I4-Fin:	15.10	(46)	6.49				
				Fin:	1:38.11	(46)				8.16	185.97	Avg:	82.05	

 Intermediate Time Positions : Int. 1 = Inter1
 Int. 4 = Inter4

Int. 2 = Inter2

Int. 3 = Inter3

 Speed Measurement Positions : Sp 1 = Speed 1
 Sp 4 = Speed 4

Sp 2 = Speed 2

Sp 3 = Speed 3

Legend:							
*	Gate(s) missed						
Int	Intermediate	Avg Pos.	Average Intermediate or speed position	Dist.(m)	Distance in metres	Fin Sp	Finish Speed trap



ARE 2019

FIS ALPINE WORLD SKI CHAMPIONSHIPS SWEDEN



SKISTAR FIS ALPINE WORLD SKI CHAMPIONSHIPS 2019



Åre (SWE)

Ladies' Downhill

MON 4 FEB 2019



Start Time : 13:00

PERFORMANCE ANALYSIS BY BIB 1ST TRAINING

Number of Competitors: 53 Number of NSA: 20

Bib	Name Ski	NSA Code	Positions			Partials		Difference		Speed			
			Pos	Time	Rank	Pos	Time	Rank	Time	Dist.(m)	Pos.	(km/h)	Rank
1	VONN Lindsey Head	USA	Int1:	15.34	(34)	11-12:	24.85	(31)	0.35		Sp1	71.72	(13)
			Int2:	40.19	(32)	12-13:	24.76	(13)	1.34		Sp2	91.78	(37)
			Int3:	1:04.95	(27)	13-14:	12.89	(1)	1.60		Sp3	104.44	(30)
			Int4:	1:17.84	(15)	14-Fin:	13.55	(12)	1.32		Sp4	114.80	(1)
			Fin:	1:31.39	(11)				1.44	35.23	Avg:	88.08	
2	HAEHLEN Joana Atomic	SUI	Int1:	15.39	(40)	11-12:	24.97	(36)	0.40		Sp1	66.64	(44)
			Int2:	40.36	(41)	12-13:	25.00	(23)	1.51		Sp2	91.98	(34)
			Int3:	1:05.36	(36)	13-14:	13.37	(19)	2.01		Sp3	99.07	(42)
			Int4:	1:18.73	(34)	14-Fin:	13.82	(31)	2.21		Sp4	108.26	(24)
			Fin:	1:32.55	(34)				2.60	62.82	Avg:	86.98	
3	STUHEC Ilka Stoekli	SLO	Int1:	15.11	(9)	11-12:	24.77	(30)	0.12		Sp1	67.07	(42)
			Int2:	39.88	(26)	12-13:	24.88	(19)	1.03		Sp2	92.56	(33)
			Int3:	1:04.76	(19)	13-14:	13.22	(8)	1.41		Sp3	102.06	(39)
			Int4:	1:17.98	(19)	14-Fin:	13.47	(5)	1.46		Sp4	110.89	(6)
			Fin:	1:31.45	(14)				1.50	36.68	Avg:	88.02	
4	GUT-BEHRAMI Lara Head	SUI	Int1:	15.24	(24)	11-12:	24.29	(10)	0.25		Sp1	69.74	(27)
			Int2:	39.53	(14)	12-13:	24.87	(18)	0.68		Sp2	94.24	(11)
			Int3:	1:04.40	(13)	13-14:	13.17	(5)	1.05		Sp3	103.93	(32)
			Int4:	1:17.57	(8)	14-Fin:	13.84	(32)	1.05		Sp4	106.57	(31)
			Fin:	1:31.41	(13)				1.46	35.71	Avg:	88.06	
5	SCHMIDHOFER Nicole Fischer	AUT	Int1:	15.07	(4)	11-12:	24.09	(4)	0.08		Sp1	72.33	(8)
			Int2:	39.16	(4)	12-13:	24.84	(17)	0.31		Sp2	95.56	(2)
			Int3:	1:04.00	(5)	13-14:	13.08	(2)	0.65		Sp3	106.37	(19)
			Int4:	1:17.08	(4)	14-Fin:	13.67	(21)	0.56		Sp4	113.51	(2)
			Fin:	1:30.75	(4)				0.80	19.71	Avg:	88.70	
6	MOWINCKEL Ragnhild Head	NOR	Int1:	15.24	(24)	11-12:	25.10	(40)	0.25		Sp1	68.61	(32)
			Int2:	40.34	(39)	12-13:	24.59	(7)	1.49		Sp2	93.78	(19)
			Int3:	1:04.93	(25)	13-14:	13.31	(17)	1.58		Sp3	105.85	(21)
			Int4:	1:18.24	(22)	14-Fin:	13.84	(32)	1.72		Sp4	109.52	(11)
			Fin:	1:32.08	(28)				2.13	51.72	Avg:	87.42	
7	WEIDLE Kira Rossignol	GER	Int1:	15.34	(34)	11-12:	24.33	(15)	0.35		Sp1	68.67	(31)
			Int2:	39.67	(21)	12-13:	24.70	(11)	0.82		Sp2	93.39	(27)
			Int3:	1:04.37	(12)	13-14:	13.23	(9)	1.02		Sp3	106.03	(20)
			Int4:	1:17.60	(9)	14-Fin:	13.64	(20)	1.08		Sp4	107.28	(29)
			Fin:	1:31.24	(9)				1.29	31.61	Avg:	88.22	
8	FLURY Jasmine Stoekli	SUI	Int1:	15.25	(27)	11-12:	24.62	(27)	0.26		Sp1	69.72	(28)
			Int2:	39.87	(25)	12-13:	24.90	(20)	1.02		Sp2	93.65	(20)
			Int3:	1:04.77	(20)	13-14:	13.48	(27)	1.42		Sp3	102.63	(38)
			Int4:	1:18.25	(23)	14-Fin:	13.78	(28)	1.73		Sp4	105.84	(35)
			Fin:	1:32.03	(26)				2.08	50.54	Avg:	87.47	
9	VENIER Stephanie Atomic	AUT	Int1:	15.29	(29)	11-12:	24.32	(14)	0.30		Sp1	67.96	(37)
			Int2:	39.61	(17)	12-13:	24.58	(5)	0.76		Sp2	94.20	(12)
			Int3:	1:04.19	(6)	13-14:	13.37	(19)	0.84		Sp3	104.53	(28)
			Int4:	1:17.56	(7)	14-Fin:	13.42	(3)	1.04		Sp4	112.49	(5)
			Fin:	1:30.98	(5)				1.03	25.31	Avg:	88.48	

04-02-2019 / Åre (SWE) / 5102

Page 1/6

Data Processing by LONGINES


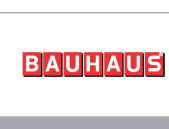
www.fis-ski.com

LONGINES Timing

Generation date : MON 4 FEB 2019

Time : 14:43

Document: C77B_trn 1.0



Åre (SWE)

Ladies' Downhill

MON 4 FEB 2019

Start Time : 13:00

PERFORMANCE ANALYSIS BY BIB 1ST TRAINING

Number of Competitors: 53 Number of NSA: 20

Bib	Name Ski	NSA Code	Positions			Partials		Difference		Speed			
			Pos	Time	Rank	Pos	Time	Rank	Time	Dist.(m)	Pos.	(km/h)	Rank
10	BRIGNONE Federica Rossignol	ITA	Int1:	15.41	(43)	11-12:	24.58	(25)	0.42		Sp1	68.38	(35)
			Int2:	39.99	(29)	12-13:	25.01	(24)	1.14		Sp2	90.97	(42)
			Int3:	1:05.00	(28)	13-14:	13.58	(33)	1.65		Sp3	103.17	(35)
			Int4:	1:18.58	(32)	14-Fin:	13.93	(38)	2.06		Sp4	106.95	(30)
			Fin:	1:32.51	(33)				2.56	61.88	Avg:	87.01	
11	WEIRATHER Tina Head	LIE	Int1:	15.19	(17)	11-12:	24.57	(23)	0.20		Sp1	69.66	(29)
			Int2:	39.76	(23)	12-13:	25.12	(29)	0.91		Sp2	90.40	(44)
			Int3:	1:04.88	(23)	13-14:	13.42	(23)	1.53		Sp3	103.54	(33)
			Int4:	1:18.30	(26)	14-Fin:	13.88	(35)	1.78		Sp4	109.36	(14)
			Fin:	1:32.18	(31)				2.23	54.09	Avg:	87.32	
12	FANCHINI Nadia Dynastar	ITA	Int1:	15.21	(20)	11-12:	24.30	(11)	0.22		Sp1	70.98	(18)
			Int2:	39.51	(12)	12-13:	24.81	(16)	0.66		Sp2	93.85	(17)
			Int3:	1:04.32	(11)	13-14:	13.28	(13)	0.97		Sp3	104.80	(25)
			Int4:	1:17.60	(9)	14-Fin:	13.95	(40)	1.08		Sp4	108.49	(22)
			Fin:	1:31.55	(17)				1.60	39.08	Avg:	87.93	
13	REBENSBURG Viktoria Stoeckli	GER	Int1:	15.34	(34)	11-12:	24.35	(17)	0.35		Sp1	70.15	(24)
			Int2:	39.69	(22)	12-13:	24.73	(12)	0.84		Sp2	93.64	(21)
			Int3:	1:04.42	(14)	13-14:	13.32	(18)	1.07		Sp3	105.21	(23)
			Int4:	1:17.74	(13)	14-Fin:	13.56	(15)	1.22		Sp4	110.02	(8)
			Fin:	1:31.30	(10)				1.35	33.06	Avg:	88.17	
14	LEDECKA Ester Atomic	CZE	Int1:	15.21	(20)	11-12:			0.22		Sp1	71.33	(17)
			Int2:			12-13:					Sp2	93.95	(15)
			Int3:			13-14:							
			Int4:			14-Fin:							
			Fin:	DNF							Avg:		
15	GOGGIA Sofia Atomic	ITA	Int1:	15.24	(24)	11-12:	24.18	(8)	0.25		Sp1	70.74	(23)
			Int2:	39.42	(9)	12-13:	25.03	(25)	0.57		Sp2	91.41	(39)
			Int3:	1:04.45	(15)	13-14:	13.40	(22)	1.10		Sp3	104.62	(27)
			Int4:	1:17.85	(17)	14-Fin:	13.87	(34)	1.33		Sp4	105.56	(37)
			Fin:	1:31.72	(20)				1.77	43.15	Avg:	87.76	
16	MIRADOLI Romane Dynastar	FRA	Int1:	15.44	(45)	11-12:	24.89	(33)	0.45		Sp1	64.62	(45)
			Int2:	40.33	(37)	12-13:	25.05	(27)	1.48		Sp2	91.24	(40)
			Int3:	1:05.38	(37)	13-14:	13.52	(30)	2.03		Sp3	114.60	(6)
			Int4:	1:18.90	(36)	14-Fin:	13.94	(39)	2.38		Sp4	109.00	(18)
			Fin:	1:32.84	(38)				2.89	69.60	Avg:	86.70	
17	SUTER Corinne Head	SUI	Int1:	15.14	(12)	11-12:	24.01	(3)	0.15		Sp1	71.79	(12)
			Int2:	39.15	(3)	12-13:	24.39	(2)	0.30		Sp2	94.72	(5)
			Int3:	1:03.54	(2)	13-14:	13.24	(10)	0.19		Sp3	106.78	(17)
			Int4:	1:16.78	(2)	14-Fin:	13.55	(12)	0.26		Sp4	108.02	(26)
			Fin:	1:30.33	(2)				0.38	9.41	Avg:	89.11	
18	SHIFFRIN Mikaela Atomic	USA	Int1:			11-12:							
			Int2:			12-13:							
			Int3:			13-14:							
			Int4:			14-Fin:							
			Fin:	DNS							Avg:		
19	SIEBENHOFER Ramona Fischer	AUT	Int1:	15.18	(16)	11-12:	24.16	(6)	0.19		Sp1	68.52	(33)
			Int2:	39.34	(6)	12-13:	24.56	(4)	0.49		Sp2	94.72	(5)
			Int3:	1:03.90	(4)	13-14:	13.38	(21)	0.55		Sp3	110.01	(11)
			Int4:	1:17.28	(5)	14-Fin:	13.74	(25)	0.76		Sp4	109.35	(15)
			Fin:	1:31.02	(6)				1.07	26.29	Avg:	88.44	
*20	DELAGO Nicol Atomic	ITA	Int1:	15.29	(29)	11-12:	23.79	(2)	0.30		Sp1	70.03	(25)
			Int2:	39.08	(2)	12-13:			0.23		Sp2	93.62	(22)
			Int3:			13-14:					Sp3	113.19	(9)
			Int4:	1:17.84	(15)	14-Fin:	13.90	(36)	1.32		Sp4	105.37	(38)
			Fin:	1:31.74	(21)				1.79	43.63	Avg:	87.74	

Åre (SWE)

Ladies' Downhill

MON 4 FEB 2019

PERFORMANCE ANALYSIS BY BIB 1ST TRAINING

Start Time : 13:00

Number of Competitors: 53 Number of NSA: 20

Bib	Name Ski	NSA Code	Positions			Partials		Difference		Speed			
			Pos	Time	Rank	Pos	Time	Rank	Time	Dist.(m)	Pos.	(km/h)	Rank
21	AGER Christina Atomic	AUT	Int1:	15.23	(23)	11-12:	24.42	(18)	0.24		Sp1	68.24	(36)
			Int2:	39.65	(19)	12-13:	24.61	(8)	0.80		Sp2	93.40	(26)
			Int3:	1:04.26	(9)	13-14:	13.65	(34)	0.91		Sp3	104.46	(29)
			Int4:	1:17.91	(18)	14-Fin:	13.67	(21)	1.39		Sp4	104.65	(40)
			Fin:	1:31.58	(18)				1.63	39.80	Avg:	87.90	
22	WENIG Michaela Stoekli	GER	Int1:	15.30	(32)	11-12:	24.25	(9)	0.31		Sp1	68.43	(34)
			Int2:	39.55	(15)	12-13:	24.69	(10)	0.70		Sp2	93.62	(22)
			Int3:	1:04.24	(8)	13-14:	13.45	(26)	0.89		Sp3	117.86	(2)
			Int4:	1:17.69	(11)	14-Fin:	13.36	(1)	1.17		Sp4	109.46	(12)
			Fin:	1:31.05	(7)				1.10	27.01	Avg:	88.41	
23	HOERNBLAD Lisa Fischer	SWE	Int1:	15.11	(9)	11-12:	25.21	(42)	0.12		Sp1	71.64	(14)
			Int2:	40.32	(36)	12-13:	24.78	(14)	1.47		Sp2	94.18	(13)
			Int3:	1:05.10	(31)	13-14:	13.12	(4)	1.75		Sp3	109.32	(12)
			Int4:	1:18.22	(21)	14-Fin:	13.39	(2)	1.70		Sp4	109.26	(16)
			Fin:	1:31.61	(19)				1.66	40.52	Avg:	87.87	
24	MERRYWEATHER Alice Rossignol	USA	Int1:	15.34	(34)	11-12:	24.85	(31)	0.35		Sp1	67.50	(39)
			Int2:	40.19	(32)	12-13:	25.07	(28)	1.34		Sp2	91.92	(35)
			Int3:	1:05.26	(35)	13-14:	13.48	(27)	1.91		Sp3	106.89	(16)
			Int4:	1:18.74	(35)	14-Fin:	13.99	(41)	2.22		Sp4	108.09	(25)
			Fin:	1:32.73	(36)				2.78	67.03	Avg:	86.81	
25	MARSAGLIA Francesca Salomon	ITA	Int1:	15.25	(27)	11-12:	24.66	(29)	0.26		Sp1	69.29	(30)
			Int2:	39.91	(27)	12-13:	25.15	(32)	1.06		Sp2	92.88	(32)
			Int3:	1:05.06	(29)	13-14:	13.29	(14)	1.71		Sp3	107.60	(14)
			Int4:	1:18.35	(29)	14-Fin:	13.78	(28)	1.83		Sp4	106.35	(33)
			Fin:	1:32.13	(30)				2.18	52.91	Avg:	87.37	
26	BASSINO Marta Salomon	ITA	Int1:	15.15	(14)	11-12:	24.51	(21)	0.16		Sp1	79.78	(2)
			Int2:	39.66	(20)	12-13:	25.40	(40)	0.81		Sp2	91.91	(36)
			Int3:	1:05.06	(29)	13-14:	13.66	(35)	1.71		Sp3	113.26	(8)
			Int4:	1:18.72	(33)	14-Fin:	14.08	(42)	2.20		Sp4	107.64	(28)
			Fin:	1:32.80	(37)				2.85	68.67	Avg:	86.74	
27	GAUTHIER Tiffany Rossignol	FRA	Int1:	15.31	(33)	11-12:	24.52	(22)	0.32		Sp1	66.69	(43)
			Int2:	39.83	(24)	12-13:	25.40	(40)	0.98		Sp2	92.93	(31)
			Int3:	1:05.23	(34)	13-14:	14.05	(44)	1.88		Sp3	107.76	(13)
			Int4:	1:19.28	(39)	14-Fin:	14.49	(45)	2.76		Sp4	97.61	(45)
			Fin:	1:33.77	(42)				3.82	91.09	Avg:	85.84	
28	HAASER Ricarda Fischer	AUT	Int1:	15.19	(17)	11-12:	24.42	(18)	0.20		Sp1	67.57	(38)
			Int2:	39.61	(17)	12-13:	24.58	(5)	0.76		Sp2	93.26	(28)
			Int3:	1:04.19	(6)	13-14:	13.24	(10)	0.84		Sp3	115.24	(4)
			Int4:	1:17.43	(6)	14-Fin:	13.63	(19)	0.91		Sp4	105.87	(34)
			Fin:	1:31.06	(8)				1.11	27.26	Avg:	88.40	
29	TIPPLER Tamara Salomon	AUT	Int1:	15.08	(6)	11-12:	23.77	(1)	0.09		Sp1	75.70	(3)
			Int2:	38.85	(1)	12-13:	24.50	(3)			Sp2	96.10	(1)
			Int3:	1:03.35	(1)	13-14:	13.17	(5)			Sp3	117.94	(1)
			Int4:	1:16.52	(1)	14-Fin:	13.43	(4)			Sp4	108.36	(23)
			Fin:	1:29.95	(1)					0.00	Avg:	89.49	
30	ROSS Laurene Stoekli	USA	Int1:	15.07	(4)	11-12:	24.42	(18)	0.08		Sp1	71.42	(15)
			Int2:	39.49	(11)	12-13:	24.97	(21)	0.64		Sp2	93.94	(16)
			Int3:	1:04.46	(16)	13-14:	13.24	(10)	1.11		Sp3	114.55	(7)
			Int4:	1:17.70	(12)	14-Fin:	13.75	(26)	1.18		Sp4	108.52	(21)
			Fin:	1:31.45	(14)				1.50	36.68	Avg:	88.02	
31	HOLDENER Wendy Head	SUI	Int1:	14.99	(1)	11-12:	24.57	(23)			Sp1	72.01	(10)
			Int2:	39.56	(16)	12-13:	25.22	(34)	0.71		Sp2	94.69	(7)
			Int3:	1:04.78	(21)	13-14:	13.68	(36)	1.43		Sp3	104.71	(26)
			Int4:	1:18.46	(31)	14-Fin:	13.62	(18)	1.94		Sp4	112.85	(3)
			Fin:	1:32.08	(28)				2.13	51.72	Avg:	87.42	

Åre (SWE)

Ladies' Downhill

MON 4 FEB 2019

PERFORMANCE ANALYSIS BY BIB 1ST TRAINING

Start Time : 13:00

Number of Competitors: 53 Number of NSA: 20

Bib	Name Ski	NSA Code	Positions			Partials		Difference		Speed			
			Pos	Time	Rank	Pos	Time	Rank	Time	Dist.(m)	Pos.	(km/h)	Rank
32	VLHOVA Petra Rossignol	SVK	Int1:	15.15	(14)	11-12:	25.83	(45)	0.16		Sp1	82.21	(1)
			Int2:	40.98	(43)	12-13:	25.26	(35)	2.13		Sp2	93.16	(29)
			Int3:	1:06.24	(42)	13-14:	13.30	(16)	2.89		Sp3	110.95	(10)
			Int4:	1:19.54	(42)	14-Fin:	13.56	(15)	3.02		Sp4	109.02	(17)
			Fin:	1:33.10	(40)				3.15	75.65	Avg:	86.46	
33	WORLEY Tessa Rossignol	FRA	Int1:	15.37	(38)	11-12:	24.98	(37)	0.38		Sp1	73.68	(5)
			Int2:	40.35	(40)	12-13:	25.12	(29)	1.50		Sp2	86.87	(45)
			Int3:	1:05.47	(38)	13-14:	13.87	(42)	2.12		Sp3	115.23	(5)
			Int4:	1:19.34	(41)	14-Fin:	14.10	(43)	2.82		Sp4	100.34	(44)
			Fin:	1:33.44	(41)				3.49	83.51	Avg:	86.15	
34	LIE Kajsa Vickhoff Head	NOR	Int1:	15.04	(3)	11-12:	24.16	(6)	0.05		Sp1	72.83	(7)
			Int2:	39.20	(5)	12-13:	24.35	(1)	0.35		Sp2	94.66	(8)
			Int3:	1:03.55	(3)	13-14:	13.29	(14)	0.20		Sp3	117.76	(3)
			Int4:	1:16.84	(3)	14-Fin:	13.55	(12)	0.32		Sp4	112.72	(4)
			Fin:	1:30.39	(3)				0.44	10.88	Avg:	89.05	
35	IVARSSON Lin Head	SWE	Int1:	15.21	(20)	11-12:	24.30	(11)	0.22		Sp1	69.79	(26)
			Int2:	39.51	(12)	12-13:	24.78	(14)	0.66		Sp2	94.04	(14)
			Int3:	1:04.29	(10)	13-14:	13.49	(29)	0.94		Sp3	103.17	(35)
			Int4:	1:17.78	(14)	14-Fin:	13.61	(17)	1.26		Sp4	109.68	(10)
			Fin:	1:31.39	(11)				1.44	35.23	Avg:	88.08	
*36	PFISTER Meike Rossignol	GER	Int1:	15.02	(2)	11-12:	24.91	(34)	0.03		Sp1	74.57	(4)
			Int2:	39.93	(28)	12-13:	24.97	(21)	1.08		Sp2	93.81	(18)
			Int3:	1:04.90	(24)	13-14:	13.44	(24)	1.55		Sp3	103.28	(34)
			Int4:	1:18.34	(27)	14-Fin:	13.53	(9)	1.82		Sp4	108.54	(20)
			Fin:	1:31.87	(23)				1.92	46.73	Avg:	87.62	
37	GRENIER Valerie Rossignol	CAN	Int1:	15.29	(29)	11-12:	25.07	(38)	0.30		Sp1	72.26	(9)
			Int2:	40.36	(41)	12-13:	25.32	(38)	1.51		Sp2	94.35	(10)
			Int3:	1:05.68	(40)	13-14:	13.52	(30)	2.33		Sp3	97.16	(45)
			Int4:	1:19.20	(38)	14-Fin:	13.48	(7)	2.68		Sp4	108.94	(19)
			Fin:	1:32.68	(35)				2.73	65.86	Avg:	86.85	
38	GAGNON Marie-Michele Rossignol	CAN	Int1:	15.14	(12)	11-12:	25.07	(38)	0.15		Sp1	71.36	(16)
			Int2:	40.21	(34)	12-13:	24.66	(9)	1.36		Sp2	95.18	(3)
			Int3:	1:04.87	(22)	13-14:	13.11	(3)	1.52		Sp3	105.55	(22)
			Int4:	1:17.98	(19)	14-Fin:	13.54	(11)	1.46		Sp4	109.45	(13)
			Fin:	1:31.52	(16)				1.57	38.36	Avg:	87.95	
39	PROKOPYEVA Aleksandra Atomic	RUS	Int1:			11-12:							
			Int2:			12-13:							
			Int3:			13-14:							
			Int4:			14-Fin:							
			Fin:	DNS							Avg:		
40	GRITSCH Franziska Head	AUT	Int1:	15.42	(44)	11-12:	24.59	(26)	0.43		Sp1	64.37	(46)
			Int2:	40.01	(30)	12-13:	25.20	(33)	1.16		Sp2	91.10	(41)
			Int3:	1:05.21	(33)	13-14:	13.70	(40)	1.86		Sp3	101.63	(40)
			Int4:	1:18.91	(37)	14-Fin:	13.53	(9)	2.39		Sp4	105.19	(39)
			Fin:	1:32.44	(32)				2.49	60.23	Avg:	87.08	
41	PLESHKOVA Iulija Head	RUS	Int1:			11-12:							
			Int2:			12-13:							
			Int3:			13-14:							
			Int4:			14-Fin:							
			Fin:	DNS							Avg:		
42	REMME Roni Head	CAN	Int1:			11-12:							
			Int2:			12-13:							
			Int3:			13-14:							
			Int4:			14-Fin:							
			Fin:	DNS							Avg:		

Åre (SWE)


Ladies' Downhill

MON 4 FEB 2019

PERFORMANCE ANALYSIS BY BIB 1ST TRAINING

Start Time : 13:00

Number of Competitors: 53 Number of NSA: 20

Bib	Name Ski	NSA Code	Positions			Partials		Difference		Speed	
			Pos	Time	Rank	Pos	Time	Rank	Time	Dist.(m)	Pos.
43	IGNJATOVIC Nevena Head	SRB	Int1: Int2: Int3: Int4: Fin:	DNS			I1-I2: I2-I3: I3-I4: I4-Fin:			Avg:	
44	SMALL Greta Atomic	AUS	Int1: Int2: Int3: Int4: Fin:	15.47 (46) 40.11 (31) 1:05.14 (32) 1:18.34 (27) 1:31.81 (22)	I1-I2: I2-I3: I3-I4: I4-Fin:	24.64 (28) 25.03 (25) 13.20 (7) 13.47 (5)	0.48 1.26 1.79 1.82 1.86	45.30	Sp1 Sp2 Sp3 Sp4 Avg:	67.27 (41) 93.02 (30) 106.39 (18) 110.30 (7) 87.68	
45	COLETTI Alexandra Head	MON	Int1: Int2: Int3: Int4: Fin:	15.19 (17) 39.34 (6) 1:04.94 (26) 1:18.38 (30) 1:31.87 (23)	I1-I2: I2-I3: I3-I4: I4-Fin:	24.15 (5) 25.60 (42) 13.44 (24) 13.49 (8)	0.20 0.49 1.59 1.86 1.92	46.73	Sp1 Sp2 Sp3 Sp4 Avg:	70.85 (20) 93.50 (25) 107.26 (15) 110.00 (9) 87.62	
46	FERK Marusa Salomon	SLO	Int1: Int2: Int3: Int4: Fin:	15.75 (47) 41.48 (45) 1:08.57 (45) 1:23.01 (46) 1:38.11 (46)	I1-I2: I2-I3: I3-I4: I4-Fin:	25.73 (44) 27.09 (45) 14.44 (45) 15.10 (46)	0.76 2.63 5.22 6.49 8.16	185.97	Sp1 Sp2 Sp3 Sp4 Avg:	70.81 (22) 93.56 (24) 102.90 (37) 104.63 (41) 82.05	
47	BARTHET Anne-Sophie Head	FRA	Int1: Int2: Int3: Int4: Fin:	15.13 (11) 39.46 (10) 1:04.60 (17) 1:18.29 (25) 1:32.07 (27)	I1-I2: I2-I3: I3-I4: I4-Fin:	24.33 (15) 25.14 (31) 13.69 (37) 13.78 (28)	0.14 0.61 1.25 1.77 2.12	51.49	Sp1 Sp2 Sp3 Sp4 Avg:	70.81 (22) 93.56 (24) 102.90 (37) 104.63 (41) 87.43	
48	RAPAPORT Helena Head	SWE	Int1: Int2: Int3: Int4: Fin:	15.10 (7) 39.41 (8) 1:04.75 (18) 1:18.27 (24) 1:31.97 (25)	I1-I2: I2-I3: I3-I4: I4-Fin:	24.31 (13) 25.34 (39) 13.52 (30) 13.70 (23)	0.11 0.56 1.40 1.75 2.02	49.11	Sp1 Sp2 Sp3 Sp4 Avg:	72.87 (6) 93.56 (24) 102.90 (37) 104.63 (41) 87.52	
49	GASIENICA-DANIEL Maryna Atomic	POL	Int1: Int2: Int3: Int4: Fin:	DNS			I1-I2: I2-I3: I3-I4: I4-Fin:			Avg:	
50	DANNEWITZ Ida	SWE	Int1: Int2: Int3: Int4: Fin:	15.10 (7) 40.23 (35) 1:05.52 (39) 1:19.28 (39) 1:33.01 (39)	I1-I2: I2-I3: I3-I4: I4-Fin:	25.13 (41) 25.29 (37) 13.76 (41) 13.73 (24)	0.11 1.38 2.17 2.76 3.06	73.56	Sp1 Sp2 Sp3 Sp4 Avg:	70.97 (19) 94.78 (4) 104.82 (24) 103.76 (43) 86.55	
51	CAILL Ania Monica	ROU	Int1: Int2: Int3: Int4: Fin:	15.40 (41) 41.04 (44) 1:06.71 (43) 1:20.66 (45) 1:34.43 (44)	I1-I2: I2-I3: I3-I4: I4-Fin:	25.64 (43) 25.67 (43) 13.95 (43) 13.77 (27)	0.41 2.19 3.36 4.14 4.48	106.08	Sp1 Sp2 Sp3 Sp4 Avg:	70.84 (21) 90.93 (43) 100.59 (41) 107.83 (27) 85.24	
52	PAULATHOVA Katerina Rossignol	CZE	Int1: Int2: Int3: Int4: Fin:	15.40 (41) 40.33 (37) 1:06.19 (41) 1:19.88 (43) 1:34.30 (43)	I1-I2: I2-I3: I3-I4: I4-Fin:	24.93 (35) 25.86 (44) 13.69 (37) 14.42 (44)	0.41 1.48 2.84 3.36 4.35	103.15	Sp1 Sp2 Sp3 Sp4 Avg:	71.91 (11) 94.48 (9) 97.61 (44) 105.65 (36) 85.36	
*53	MUZAFERIJA Elvedina Atomic	BIH	Int1: Int2: Int3: Int4: Fin:	15.37 (38) 41.66 (46) 1:06.94 (44) 1:20.63 (44) 1:34.54 (45)	I1-I2: I2-I3: I3-I4: I4-Fin:	26.29 (46) 25.28 (36) 13.69 (37) 13.91 (37)	0.38 2.81 3.59 4.11 4.59	108.56	Sp1 Sp2 Sp3 Sp4 Avg:	67.42 (40) 91.53 (38) 97.76 (43) 106.44 (32) 85.14	

Number of Competitors: 53 Number of NSA: 20

Bib Ski	Name	NSA Code	Positions			Partials		Difference		Speed	
			Pos	Time	Rank	Pos	Time	Rank	Time	Dist.(m)	Pos.

Intermediate Time Positions :

 Int. 1 = Inter1
 Int. 4 = Inter4

Int. 2 = Inter2

Int. 3 = Inter3

Speed Measurement Positions :

 Sp 1 = Speed 1
 Sp 4 = Speed 4

Sp 2 = Speed 2

Sp 3 = Speed 3

Legend:

*	Gate(s) missed	Avg	Average	Dist.(m)	Distance in metres	DNF	Did Not Finish
DNS	Did Not Start	Fin	Finish	Int	Intermediate		
Pos.	Intermediate or speed position			Sp	Speed trap		