



FIS FREESTYLE SKI WORLD CUP 2019
RESULTS - QUALIFICATION

FIS
FREESTYLE SKI
WORLD CUP

Men's Moguls

TAZAWAKO (JPN)


SAT 23 FEB 2019 Start Time: 11:30

MO

Jury			Course Details		
FIS Technical Delegate	KOHL Y Luc	FRA	Course Name	Mt. Kuromori	
Head Judge	BATES James	USA	Length	240m	
Chief of Competition	TAGUCHI Shoei	JPN	Course / Gate Width	20.0m / 14.0m	
Officials			Gradient	27°	
FIS Race Director	ROTERMUND Konrad	FIS	Pace Time	23.30	
Chief of Course	CHIBA Tomonaga	JPN	Judges		
			Judge 1 (Turns)	LIVISSIANOS Paul	AUS
			Judge 2 (Turns)	BERARD Bruno	FRA
			Judge 3 (Turns)	ORSATTI Alberto	ITA
			Judge 4 (Turns)	KUSHENKO Oksana	RUS
			Judge 5 (Turns)	TAKANO Midori	JPN
			Judge 6 (Air)	CAMPBELL Terry	CAN
			Judge 7 (Air)	MÜLLER Jürg	SUI

Number of Competitors: 44 Number of NSAs: 10

Rank	Bib	FIS Code	Name	NSA	YB	Q1:	Time		Air				Turns							Run Score	Tie	
							Seconds	Time Points	J6	J7	Jump	DD	Total	B	D	J1	J2	J3	J4			J5
1	1	2484937	KINGSBURY Mikael	CAN	1992	Q1:	24.77	13.98	8.8	7.6	10op	1.020		B:	18.4	47.9	18.4	48.5	18.0	54.8	83.69	Q
								9.3	9.2	7op	0.860		D:	-0.3	-0.5	-0.3	-0.6	-0.6	-1.4			
								13.98														
2	2	2530514	CAVET Benjamin	FRA	1994	Q1:	23.81	15.29	8.9	8.8	bF	0.880		B:	17.4	47.8	17.6	17.5	47.2	52.5	81.18	Q
									9.1	9.0	bPp	0.730		D:	-0.6	-0.4	-0.0	-0.2	-0.4	-1.0		
								15.29														
3	5	2441426	GRAHAM Matt	AUS	1994	Q1:	24.63	14.17	5.9	5.1	bdF	1.020		B:	48.0	17.7	47.5	18.0	18.0	53.7	79.26	Q
									8.2	7.6	7op	0.860		D:	-0.3	-0.2	-0.3	-0.4	-0.4	-1.0		
								14.17														
4	6	2529652	HARA Daichi	JPN	1997	Q1:	24.74	14.02	8.8	7.8	7op	0.860		B:	17.6	47.7	16.5	46.4	16.9	51.0	79.23	Q
									9.3	8.8	7oG	0.960		D:	-0.5	-0.9	-0.5	-0.6	-0.2	-1.6		
								14.02														
5	16	2484730	MARQUIS Philippe	CAN	1989	Q1:	24.76	13.99	8.9	8.2	bF	0.880		B:	17.1	47.6	46.4	16.9	16.8	50.8	78.71	Q
									8.7	8.3	7op	0.860		D:	-0.4	-0.2	-0.3	-0.2	-0.4	-0.9		
								13.99														
6	4	2529645	HORISHIMA Ikuma	JPN	1997	Q1:	24.00	15.03	8.3	8.2	bF	0.880		B:	17.9	17.5	16.5	46.9	48.0	51.9	78.67	Q
									8.1	7.7	7op	0.860		D:	-0.7	-0.9	-0.4	-0.8	-0.8	-2.3		
								15.03														
7	7	2485221	WILSON Bradley	USA	1992	Q1:	24.71	14.06	8.4	8.2	bF	0.880		B:	47.5	17.4	17.3	47.2	17.3	52.0	78.56	Q
									8.7	8.3	bPp	0.730		D:	-0.4	-0.4	-0.2	-0.2	-0.4	-1.0		
								14.06														
8	3	2532001	WALLBERG Walter	SWE	2000	Q1:	24.37	14.53	7.4	7.6	bF	0.880		B:	17.2	47.6	17.3	46.5	17.4	51.9	77.31	Q
									8.0	7.8	7op	0.860		D:	-1.2	-0.7	-0.4	-1.0	-0.8	-2.5		
								14.53														
9	8	2529383	ANDRINGA Casey	USA	1995	Q1:	24.99	13.67	8.0	7.8	7op	0.860		B:	47.2	46.0	16.8	17.0	17.0	50.8	76.94	Q
									8.7	8.8	bPp	0.730		D:	-0.0	-0.0	-0.3	-0.4	-0.4	-0.7		
								13.67														
10	14	2529411	ELOFSSON Felix	SWE	1995	Q1:	24.53	14.31	6.9	7.1	10op	1.020		B:	16.8	47.2	16.4	46.2	16.6	49.8	76.09	Q
									8.0	7.7	7op	0.860		D:	-0.6	-0.8	-0.5	-0.8	-0.4	-1.9		
								14.31														





FIS FREESTYLE SKI WORLD CUP 2019
RESULTS - QUALIFICATION

FIS
FREESTYLE SKI
WORLD CUP

Men's Moguls


TAZAWAKO (JPN)

SAT 23 FEB 2019 Start Time: 11:30

MO

Number of Competitors: 44 Number of NSAs: 10

Rank	Bib	FIS Code	Name	NSA	YB	Time		Air				Turns							Run Score	Tie		
						Seconds	Time Points	J6	J7	Jump	DD	Total	B	D	J1	J2	J3	J4			J5	Total
11	24	2527600	CHUNLAUD Kerrian	CAN	1993	Q1:	23.79	15.32	8.0	7.6	7oG	0.960		B:	16.9	47-6	16.5	45-4	15.5	48.9	75.81	Q
									8.0	8.2	bPp	0.730		D:	-0.4	-0.6	-0.0	-0.8	-1.2	-1.8		
								15.32				13.39								47.10		
12	11	2532641	ELOFSSON Oskar	SWE	1998	Q1:	24.74	14.02	7.7	8.4	bF	0.880		B:	16.8	16.8	47-3	16.5	16.5	49.8	75.68	Q
									7.3	7.1	7op	0.860		D:	-0.4	-0.6	-0.4	-0.6	-0.4	-1.4		
								14.02				13.26								48.40		
13	18	2527085	WALCZYK Dylan	USA	1993	Q1:	25.52	12.95	8.5	7.6	bPG	0.830		B:	16.5	45-6	15.8	17.0	47-4	49.3	75.31	Q
									8.2	7.6	7op	0.860		D:	-0.7	-0.2	-0.0	-0.2	-0.0	-0.4		
								12.95				13.46								48.90		
14	34	2528069	SUGIMOTO Kosuke	JPN	1994	Q1:	24.10	14.90	7.6	7.4	bPG	0.830		B:	15.9	47-4	44-7	16.5	16.2	48.6	75.29	Q
									7.9	8.1	7op	0.860		D:	-0.7	-0.6	-0.3	-0.2	-0.4	-1.3		
								14.90				13.09								47.30		
15	27	2484879	THEOCHARIS Sacha	FRA	1990	Q1:	23.44	15.80	8.0	7.3	7op	0.860		B:	16.0	46-9	16.7	45-5	16.6	49.3	75.19	Q
									7.4	6.9	bPp	0.730		D:	-0.6	-0.4	-0.3	-0.7	-1.2	-1.7		
								15.80				11.79								47.60		
16	22	2530541	GERKEN SCHOFIELD Thomas	GBR	1998	Q1:	23.86	15.23	6.7	7.4	bF	0.880		B:	15.4	15.3	45-2	45-8	15.6	46.3	73.99	Q
									8.4	9.1	bPG	0.830		D:	-0.3	-0.0	-0.5	-0.2	-0.6	-1.0		
								15.23				13.46								45.30		
17	21	2531292	ANDRINGA Jesse	USA	1997	Q1:	24.04	14.98	7.0	6.7	bF	0.880		B:	16.9	47-4	15.8	45-4	15.5	48.2	73.67	
									8.5	8.4	bPp	0.730		D:	-0.8	-0.0	-0.5	-0.4	-0.8	-1.7		
								14.98				12.19								46.50		
18	15	2526517	ESCOBAR Jules	FRA	1994	Q1:	25.34	13.19	6.8	6.2	10op	1.020		B:	15-9	16.3	46-4	16.1	16.2	48.6	73.40	
									8.8	8.3	bPG	0.830		D:	-0.8	-1.4	-0.7	-0.6	-0.4	-2.1		
								13.19				13.71								46.50		
19	12	2528846	KOLMAKOV Pavel	KAZ	1996	Q1:	25.66	12.75	7.6	8.3	bF	0.880		B:	16.4	16.7	46-8	15.5	45-0	48.6	73.04	
									8.2	7.7	10op	1.020		D:	-1.0	-2.4	-1.1	-0.8	-1.3	-3.4		
								12.75				15.09								45.20		
20	41	2530690	KOYAMA Takashi	JPN	1998	Q1:	25.38	13.14	7.4	8.0	bF	0.880		B:	16.0	16.3	46-4	45-2	15.7	48.0	72.57	
									7.5	7.6	7o	0.830		D:	-0.5	-0.7	-0.3	-0.8	-0.4	-1.6		
								13.14				13.03								46.40		
21	13	2528117	FJALLSTROM Ludvig	SWE	1993	Q1:	25.80	12.56	8.2	8.0	bF	0.880		B:	16-3	16.9	47-3	16.7	16.4	50.0	72.45	
									8.3	9.0	3oG	0.840		D:	-1.6	-1.5	-1.4	-2.2	-1.4	-4.5		
								12.56				14.39								45.50		
22	43	2527360	PENTTALA Jussi	FIN	1993	Q1:	24.99	13.67	7.8	7.4	7oG	0.960		B:	15-7	14.9	44-4	15.5	15.6	46.0	72.35	
									7.4	7.7	7op	0.860		D:	-0.3	-0.4	-0.3	-0.4	-0.6	-1.1		
								13.67				13.78								44.90		
23	20	2527253	SHIKATA Motoki	JPN	1993	Q1:	25.84	12.51	7.4	7.6	7oG	0.960		B:	16.1	16.0	46-9	15.7	45-5	47.8	71.91	
									5.3	5.5	10op	1.020		D:	-0.3	-0.2	-0.6	-0.4	-0.4	-1.1		
								12.51				12.70								46.70		
24	29	2527246	WILLIS Max	GBR	1993	Q1:	26.03	12.25	8.3	9.1	bF	0.880		B:	14-4	14.2	16.3	16.2	46-7	46.7	71.71	
									7.8	6.9	7op	0.860		D:	-0.7	-0.0	-0.4	-0.4	-0.4	-1.2		
								12.25				13.96								45.50		
25	17	2529400	BAILEY Hunter	USA	1996	Q1:	25.23	13.34	7.6	8.0	7op	0.860		B:	16-7	16.4	45-4	16.0	15.8	48.2	71.67	
									6.6	6.5	bPG	0.830		D:	-0.8	-0.6	-0.4	-0.6	-0.8	-2.0		
								13.34				12.13								46.20		






FIS
FREESTYLE SKI
WORLD CUP

FIS FREESTYLE SKI WORLD CUP 2019
RESULTS - QUALIFICATION
Men's Moguls
TAZAWAKO (JPN)
SAT 23 FEB 2019 Start Time: 11:30

MO

Number of Competitors: 44 Number of NSAs: 10

Rank	Bib	FIS Code	Name	NSA	YB	Q1:	Time		Air				Turns						Run Score	Tie		
							Seconds	Time Points	J6	J7	Jump	DD	Total	B	D	J1	J2	J3			J4	J5
26	37	2528130	ROWLEY Thomas	USA	1994	Q1:	26.17	12.05	7.8	6.8	7op	0.860		B:	16.5	16.2	14.3	15.5	16.5	48.2	71.44	
									7.0	8.4	bPp	0.730		D:	-0.3	-0.0	-0.4	-0.6	-0.0	-0.7		
								12.05												47.50		
27	10	2529093	DUMAIS Laurent	CAN	1996	Q1:	24.69	14.09	7.8	7.2	bF	0.880		B:	16.7	17.4	17.0	16.7	17.2	50.9	70.54	
									4.9	5.7	7op	0.860		D:	-2.6	-1.1	-1.6	-2.2	-1.8	-5.6		
								14.09												45.30		
28	19	2527955	KELLY Brenden	CAN	1995	Q1:	25.05	13.59	7.8	6.4	10op	1.020		B:	15.0	16.2	15.8	15.3	15.2	46.3	69.93	
									8.9	9.5	bPp	0.730		D:	-0.8	-1.3	-1.2	-1.4	-1.5	-3.9		
								13.59												42.40		
29	38	2532724	McQUINN George	USA	1998	Q1:	24.10	14.90	7.5	7.3	10op	1.020		B:	15.5	16.7	16.2	15.0	14.8	46.7	69.79	
									4.9	5.1	7o	0.830		D:	-0.9	-1.1	-1.4	-1.4	-1.0	-3.5		
								14.90												43.20		
30	9	2528237	SALONEN Jimi	FIN	1994	Q1:	24.18	14.79	7.4	6.2	10op	1.020		B:	15.0	16.0	15.2	15.0	15.5	45.7	69.17	
									8.3	7.2	bPp	0.730		D:	-1.7	-2.3	-1.0	-0.8	-1.2	-3.9		
								14.79												41.80		
31	25	2530240	DUFRESNE Gabriel	CAN	1996	Q1:	25.58	12.86	9.0	9.3	bF	0.880		B:	15.9	16.9	16.8	15.9	15.8	48.6	68.75	
									5.8	5.7	7op	0.860		D:	-1.3	-2.5	-2.0	-1.9	-1.8	-5.7		
								12.86												42.90		
32	36	2533687	AHVENAINEN Akseli	FIN	2002	Q1:	25.28	13.28	7.9	8.0	bF	0.880		B:	14.5	17.5	14.7	14.5	14.4	43.7	67.88	
									7.4	7.7	bPp	0.730		D:	-0.4	-0.7	-0.5	-0.7	-0.2	-1.6		
								13.28												42.10		
33	30	2529499	LENVERS Jeremy	FRA	1996	Q1:	26.95	10.98	7.1	6.5	7op	0.860		B:	15.2	15.3	15.5	15.9	15.7	46.5	66.99	
									6.0	5.9	10op	1.020		D:	-0.9	-0.9	-0.9	-0.6	-0.6	-2.4		
								10.98												44.10		
34	39	2528239	KANNINEN Topi	FIN	1995	Q1:	25.39	13.12	7.2	8.0	bF	0.880		B:	13.8	15.4	14.5	14.0	13.8	42.3	66.35	
									8.1	8.2	bPp	0.730		D:	-0.6	-0.9	-0.5	-0.4	-0.6	-1.7		
								13.12												40.60		
35	40	2529622	WILLIS Wili	GBR	1997	Q1:	25.36	13.17	6.5	6.1	IG	0.830		B:	14.0	15.3	14.3	14.9	14.5	43.7	66.32	
									7.4	6.4	7o	0.830		D:	-0.7	-0.4	-0.3	-0.4	-0.8	-1.5		
								13.17												42.20		
36	44	2529787	MUSTONEN Miska	FIN	1997	Q1:	26.27	11.92	6.0	5.7	bF	0.880		B:	13.9	13.9	14.1	14.3	14.2	42.2	62.49	
									7.0	6.1	7op	0.860		D:	-0.4	-1.1	-0.6	-0.8	-1.0	-2.4		
								11.92												39.80		
37	35	2532862	ROMANOV Sergey	KAZ	2001	Q1:	26.21	12.00	5.9	6.3	7op	0.860		B:	15.0	15.0	15.3	14.5	14.6	44.6	62.08	
									7.4	7.4	bPG	0.830		D:	-1.0	-3.0	-2.5	-1.6	-1.8	-5.9		
								12.00												38.70		
38	32	2530672	SHIMAKAWA Takuya	JPN	1998	Q1:	24.36	14.54	7.8	7.5	7op	0.860		B:	12.0	15.9	13.0	15.0	15.0	43.0	61.77	
									5.8	5.6	bPp	0.730		D:	-2.4	-1.9	-2.1	-2.0	-2.4	-6.5		
								14.54												36.50		
39	33	2531404	GEBERT Alexandr	KAZ	1998	Q1:	26.49	11.61	6.1	7.1	bF	0.880		B:	13.7	14.8	13.4	15.0	13.8	42.3	61.08	
									7.0	7.4	bPG	0.830		D:	-1.4	-1.8	-3.0	-1.4	-1.0	-4.6		
								11.61												37.70		
40	28	2532088	TSINN Oleg	KAZ	1999	Q1:	27.63	10.05	6.6	6.5	bL	0.720		B:	14.7	15.4	14.1	14.0	13.8	42.8	58.99	
									4.6	5.6	bPG	0.830		D:	-1.3	-0.8	-1.2	-0.8	-0.8	-2.8		
								10.05												40.00		





FIS
FREESTYLE SKI
WORLD CUP

FIS FREESTYLE SKI WORLD CUP 2019
RESULTS - QUALIFICATION
Men's Moguls
TAZAWAKO (JPN)
SAT 23 FEB 2019 Start Time: 11:30

MO

Number of Competitors: 44 Number of NSAs: 10

Rank	Bib	FIS Code	Name	NSA	YB	Time		Air					Turns							Run Score	Tie	
						Seconds	Time Points	J6	J7	Jump	DD	Total	B	D	J1	J2	J3	J4	J5			Total
41	42	2531178	SUIKKARI Johannes	FIN	1996	Q1:	23.74	15.39	5.5	5.4	7oG	0.960		B: 13.7	13.7	16.0	12.3	13.5	14.0	41.2	57.10	
									7.0	6.1	bPp	0.730		D: -3.2	-3.9	-3.3	-3.0	-2.4	-9.5			
								15.39				10.01							31.70			
42	31	2528801	ZHAO Yang	CHN	1992	Q1:	27.01	10.90	5.3	6.1	bF	0.880		B: 13.0	13.0	13.5	13.1	13.5	39.6	56.49		
									6.9	6.5	bPp	0.730		D: -1.4	-3.0	-0.9	-0.8	-1.6	-3.9			
								10.90				9.89							35.70			
43	26	2531880	VOUTILAINEN Riku	FIN	1998	Q1:	26.05	12.22	7.0	6.9	bPp	0.730		B: 13.9	13.9	13.0	13.7	13.3	40.9	53.53		
									4.5	5.5	IG	0.830		D: -2.3	-3.4	-2.6	-3.2	-3.0	-8.8			
								12.22				9.21							32.10			
44	23	2529670	FUJIKI Goshin	JPN	1997	Q1:	30.16	6.57	8.2	7.9	bF	0.880		B: 14.0	14.3	14.0	13.0	14.5	42.3	28.37		
									6.0	6.4	10op	1.020		D: -10.0	-12.9	-10.0	-11.0	-16.2	-33.9			
								6.57				13.40							8.40			

Forerunners			
F6 - ISHIDA Syouya	JPN	F5 - KANNO Syougo	JPN
F3 - NISHIZAWA Taketo	JPN	F4 - MOTONO Hibiki	JPN

Conditions on Course			
Weather: SUNNY	Temperature: 2°C / 36°F	Snow Condition: Packed	Snow Temperature: -2°C / 29°F

NOTE
Turns score are made of the base score (B) and deductions (D) with the highest and lowest judges' scores being discarded.
Time points + Air Total + Turns Total = Score.

Legend:							
B	Base Score	D	Deductions	DD	Degree of Difficulty	J	Judge
Q	Qualified	Tie	Tie-break points	YB	Year of Birth		

