



AUDI FIS SKI WORLD CUP 2003/04
4th LADIES DOWNHILL
ALPHABETICAL LIST OF COMPETITORS



Number of Competitors: 50

Nation	FIS Code	Name	FIS Points (January 2004 List)							
			DH		SL		GS		SG	
AUS	45071	OWENS Jenny	22.37	(66)	36.62	(278)	37.97	(322)	22.94	(108)
AUT	55198	DORFMEISTER Michaela	1.16	(3)	43.20	(385)	4.30	(12)	1.31	(3)
	55069	GOETSCHL Renate	0.20	(2)	23.28	(133)	5.57	(20)	0.00	(1)
	55339	LECHNER Martina	25.82	(75)	65.04	(785)	21.40	(111)	5.99	(30)
	55212	MEISSNITZER Alexandra	3.19	(6)	88.01	(1282)	3.47	(6)	1.77	(4)
	55261	OBERMOSER Brigitte	4.57	(13)	77.57	(1038)	6.00	(31)	4.31	(12)
	55588	RUMPFHUBER Ingrid	5.86	(27)	47.91	(463)	27.69	(177)	12.31	(50)
	55052	SCHNEIDER Tanja	20.13	(60)	–		18.81	(95)	8.17	(35)
	55596	WILHELM Kathrin	5.68	(23)	76.05	(1004)	17.88	(88)	15.24	(62)
	55538	WIRTH Katja	5.68	(23)	51.41	(525)	18.55	(94)	5.58	(20)
CAN	105997	BRYDON Emily	5.72	(25)	17.29	(96)	19.64	(97)	5.58	(20)
	105662	LEFRANCOIS Anne Marie	11.93	(42)	75.84	(999)	48.74	(503)	16.63	(72)
	106056	SIMARD Genevieve	16.85	(52)	30.53	(200)	5.80	(26)	5.39	(18)
	106402	VANDERBEEK Kelly	11.93	(42)	48.52	(471)	42.80	(395)	23.08	(113)
FRA	195311	DUVILLARD Julie	33.98	(106)	40.13	(332)	17.98	(90)	15.80	(67)
	195920	GIVELET Anne-Laure	21.00	(63)	85.40	(1216)	26.67	(167)	15.50	(63)
	195671	JACQUEMOD Ingrid	4.90	(15)	144.43	(2331)	19.94	(99)	5.26	(16)
	195837	MATTEL Magda	14.75	(45)	230.84	(3172)	50.47	(541)	6.00	(32)
	195868	MEILLEUR Karine	26.91	(79)	198.73	(2958)	54.24	(599)	16.76	(74)
	195374	MONTILLET Carole	0.00	(1)	201.31	(2985)	5.87	(27)	0.98	(2)
	195503	SUCHET Melanie	5.90	(28)	–		48.49	(493)	5.68	(22)
GBR	225206	ALCOTT Chimene	20.01	(59)	20.34	(110)	17.54	(83)	12.25	(49)
GER	205378	ERTL Martina	5.99	(30)	3.90	(8)	2.62	(5)	3.59	(8)
	205117	GERG Hilde	1.73	(4)	59.59	(684)	23.66	(140)	2.77	(6)
	205392	HAEUSL Regina	5.58	(22)	181.52	(2799)	91.77	(1377)	11.88	(46)
	205119	HALTMAYR Petra	27.49	(80)	76.99	(1024)	24.09	(145)	14.47	(55)
	205820	HUBER Isabelle	5.33	(17)	74.43	(970)	34.58	(279)	14.63	(57)
	206001	RIESCH Maria	3.87	(8)	8.25	(40)	21.67	(116)	8.28	(37)
ITA	295136	CECCARELLI Daniela	4.60	(14)	93.06	(1373)	21.28	(110)	3.89	(9)
	296217	COLETTI Alexandra	21.61	(65)	57.14	(635)	23.18	(133)	15.98	(70)



AUDI FIS SKI WORLD CUP 2003/04
4th LADIES DOWNHILL
ALPHABETICAL LIST OF COMPETITORS



Number of Competitors: 50

Nation	FIS Code	Name	FIS Points (January 2004 List)							
			DH		SL		GS		SG	
ITA	295449	KLEON Barbara	5.78	(26)	116.57	(1816)	12.14	(49)	12.31	(50)
	295588	KOSTNER Isolde	5.18	(16)	–		32.31	(253)	5.32	(17)
	295533	RECCHIA Lucia	24.73	(73)	102.38	(1556)	31.34	(242)	7.99	(34)
NOR	425001	FLEMMEN Andrine	28.06	(85)	15.88	(85)	4.18	(11)	18.00	(81)
SLO	565037	SUHADOLC Mojca	6.00	(31)	251.00	(3252)	24.60	(148)	5.57	(19)
SUI	515478	ALPIGER Ella	17.48	(56)	65.57	(800)	28.69	(193)	13.47	(53)
	515573	AUFDENBLATTEN Fraenzi	15.08	(48)	26.64	(169)	10.68	(42)	5.85	(25)
	515409	BERTHOD Sylviane	4.23	(10)	190.48	(2884)	39.07	(334)	5.85	(25)
	515348	BORCHI Catherine	4.46	(12)	74.79	(977)	30.77	(225)	12.16	(48)
	515403	MUELLER Tamara	14.75	(45)	38.98	(311)	21.42	(112)	5.99	(30)
	515166	PIEREN Tanja	14.93	(47)	127.74	(2040)	26.08	(159)	10.29	(42)
	515560	SCHILD Martina	5.95	(29)	163.19	(2596)	35.40	(289)	18.98	(87)
515170	STYGER Nadia	5.50	(21)	93.61	(1382)	16.31	(68)	5.88	(27)	
SWE	505260	HARGIN Janette	17.32	(55)	15.40	(82)	16.17	(66)	10.54	(45)
	505483	PAERSON Anja	26.51	(77)	0.00	(1)	0.00	(1)	5.94	(28)
USA	536138	CLARK Kirsten L	2.36	(5)	123.65	(1962)	5.54	(18)	2.49	(5)
	537544	KILDOW Lindsey C.	14.34	(44)	17.18	(95)	15.48	(63)	18.92	(86)
	536473	LALIVE Caroline	5.48	(20)	47.14	(451)	9.73	(39)	4.83	(15)
	536884	LUDLOW Libby	21.60	(64)	171.40	(2696)	17.77	(87)	9.21	(38)
	536477	MENDES Jonna	4.07	(9)	100.88	(1530)	15.70	(65)	4.30	(11)

LEGEND
DH Downhill SL Slalom GS Giant Slalom SG Super-G

10-01-2004 / Veysonnaz (SUI) / S. Caterina Valfurva / 6158

Page 2/2

Data Processing by SWATCH

www.fis-ski.com

SWATCH Timing

Generation Date: FRI 9 JAN 2004

Time: 17:17 Swatch Internet Time: @720

Document: 32E 1.0

**AUDI FIS SKI WORLD CUP 2003/04**

4th LADIES DOWNHILL

DRAW LIST BY POINTS

Number of Competitors: 50

No.	FIS Code	Name	Nation	WCSL-DH	WCSL-O	FIS-DH
1	195374	MONTILLET Carole	FRA	469 (1)	1019 (6)	0.00 (1)
2	55069	GOETSCHL Renate	AUT	455 (2)	1117 (2)	0.20 (2)
3	55198	DORFMEISTER Michaela	AUT	388 (3)	1068 (4)	1.16 (3)
4	205117	GERG Hilde	GER	348 (4)	671 (11)	1.73 (4)
5	536138	CLARK Kirsten L	USA	304 (5)	772 (10)	2.36 (5)
6	55212	MEISSNITZER Alexandra	AUT	246 (6)	915 (7)	3.19 (6)
7	206001	RIESCH Maria	GER	198 (8)	394 (17)	3.87 (7)
8	536477	MENDES Jonna	USA	184 (9)	373 (20)	4.07 (8)
9	515409	BERTHOD Sylviane	SUI	173 (10)	232 (37)	4.23 (9)
10	515348	BORGHI Catherine	SUI	157 (12)	212 (40)	4.46 (10)
11	55261	OBERMOSER Brigitte	AUT	149 (13)	432 (15)	4.57 (11)
12	295136	CECCARELLI Daniela	ITA	147 (14)	388 (18)	4.60 (12)
13	195671	JACQUEMOD Ingrid	FRA	126 (15)	234 (35)	4.90 (13)
14	295588	KOSTNER Isolde	ITA	107 (16)	210 (41)	5.18 (14)
15	205820	HUBER Isabelle	GER	96 (17)	121 (57)	5.33 (15)
16	+400 205378	ERTL Martina	GER	50 (30)	1056 (5)	5.99 (26)
17	536473	LALIVE Caroline	USA	86 (20)	318 (25)	5.48 (16)
18	515170	STYGER Nadia	SUI	84 (21)	162 (51)	5.50 (17)
19	205392	HAEUSL Regina	GER	79 (22)	121 (57)	5.58 (18)
20	55538	WIRTH Katja	AUT	72 (23)	167 (49)	5.68 (19)
21	55596	WILHELM Kathrin	AUT	72 (23)	77 (71)	5.68 (20)
22	105997	BRYDON Emily	CAN	69 (25)	174 (46)	5.72 (21)
23	295449	KLEON Barbara	ITA	65 (26)	92 (65)	5.78 (22)
24	55588	RUMPFHUBER Ingrid	AUT	59 (27)	79 (69)	5.86 (23)
25	195503	SUCHET Melanie	FRA	56 (28)	129 (55)	5.90 (24)
26	515560	SCHILD Martina	SUI	53 (29)	71 (76)	5.95 (25)
27	565037	SUHADOLC Mojca	SLO	40 (31)	122 (56)	6.00 (27)
28	55052	SCHNEIDER Tanja	AUT	28 (34)	72 (75)	20.13 (39)
29	515403	MUELLER Tamara	SUI	27 (35)	74 (74)	14.75 (32)
30	195837	MATTEL Magda	FRA	24 (37)	64 (78)	14.75 (31)
31	+400 505483	PAERSON Anja	SWE	-	1342 (1)	26.51 (46)
32	105662	LEFRANCOIS Anne Marie	CAN	16 (47)	20 (112)	11.93 (29)
33	106402	VANDERBEEK Kelly	CAN	14 (49)	14 (117)	11.93 (28)
34	537544	KILDOW Lindsey C.	USA	22 (40)	22 (110)	14.34 (30)
35	515166	PIEREN Tanja	SUI	-	25 (105)	14.93 (33)
36	515573	AUFDENBLATTEN Fraenzi	SUI	21 (43)	168 (48)	15.08 (34)

**AUDI FIS SKI WORLD CUP 2003/04**

4th LADIES DOWNHILL

DRAW LIST BY POINTS**Number of Competitors: 50**

No.	FIS Code	Name	Nation	WCSL-DH	WCSL-O	FIS-DH
37	106056	SIMARD Genevieve	CAN	21 (43)	247 (33)	16.85 (35)
38	505260	HARGIN Janette	SWE	22 (40)	49 (83)	17.32 (36)
39	515478	ALPIGER Ella	SUI	8 (55)	23 (107)	17.48 (37)
40	225206	ALCOTT Chimene	GBR	18 (46)	65 (77)	20.01 (38)
41	195920	GIVELET Anne-Laure	FRA	22 (40)	41 (92)	21.00 (40)
42	536884	LUDLOW Libby	USA	11 (51)	47 (87)	21.60 (41)
43	296217	COLETTI Alexandra	ITA	9 (52)	19 (113)	21.61 (42)
44	45071	OWENS Jenny	AUS	-	-	22.37 (43)
45	295533	RECCHIA Lucia	ITA	9 (52)	49 (83)	24.73 (44)
46	55339	LECHNER Martina	AUT	-	47 (87)	25.82 (45)
47	195868	MEILLEUR Karine	FRA	15 (48)	27 (101)	26.91 (47)
48	205119	HALTMAYR Petra	GER	1 (62)	11 (119)	27.49 (48)
49	425001	FLEMMEN Andrine	NOR	5 (59)	234 (35)	28.06 (49)
50	195311	DUVILLARD Julie	FRA	4 (60)	9 (120)	33.98 (50)

LEGEND**+400** More than 400 points on WCSL-O after 15th place or after 30th place**WCSL-DH** World Cup Start List points for Downhill**FIS-DH** FIS points for Downhill**WCSL-O** Overall WCSL points**No.** Control Number

**AUDI FIS SKI WORLD CUP 2003/04**

4th LADIES DOWNHILL

START LIST

Jury			Technical Data	
TD FIS	P. BOTR	AUT	Course Name	L'Ours
Referee	K. HOCH	FIS	Start Altitude	2170 m
Assistant Referee	J. TISCHHAUSER	FIS	Finish Altitude	1490 m
Chief of Race	H.-B. FRAGNIERE	SUI	Vertical Drop	680 m
			Course Length	2500 m
			Homologation Number	6697/02/02

Race Information

Course Setter	J. TISCHHAUSER	FIS		
Number of Gates	33			
Start Time	11:00			
Forerunners	A - K. HESS	SUI	D - N. BUMANN	SUI
	B - G. RINALDI	SUI	E - R. WERLEN	SUI
	C - S. AUFDENBLATTEN	SUI	F - S. VAUDAN	SUI

Number of Competitors: 50

Bib	FIS Code	Name	Year of Birth	Nation	Time	Ski
1	195837	MATTEL Magda	1980	FRA		DYNASTAR
2	515403	MUELLER Tamara	1977	SUI		ROSSIGNOL
3	55052	SCHNEIDER Tanja	1974	AUT		ROSSIGNOL
4	565037	SUHADOLC Mojca	1975	SLO		ROSSIGNOL
5	515560	SCHILD Martina	1981	SUI		VÖLKL
6	195503	SUCHET Melanie	1976	FRA		SALOMON
7	55588	RUMPFHUBER Ingrid	1981	AUT		FISCHER
8	295449	KLEON Barbara	1980	ITA		DYNASTAR
9	105997	BRYDON Emily	1980	CAN		SALOMON
10	55596	WILHELM Kathrin	1981	AUT		VÖLKL
11	55538	WIRTH Katja	1980	AUT		BLIZZARD
12	205392	HAEUSL Regina	1973	GER		SALOMON
13	515170	STYGER Nadia	1978	SUI		SALOMON
14	536473	LALIVE Caroline	1979	USA		SALOMON
15	205378	ERTL Martina	1973	GER		ROSSIGNOL
16	205820	HUBER Isabelle	1981	GER		ROSSIGNOL
17	295588	KOSTNER Isolde	1975	ITA		FISCHER
18	195671	JACQUEMOD Ingrid	1978	FRA		SALOMON
19	295136	CECCARELLI Daniela	1975	ITA		DYNASTAR
20	55261	OBERMOSER Brigitte	1976	AUT		BLIZZARD
21	515348	BORGHI Catherine	1976	SUI		FISCHER
22	515409	BERTHOD Sylviane	1977	SUI		SALOMON

10-01-2004 / Veysonnaz (SUI) / S. Caterina Valfurva / 6158

Page 1/2

Data Processing by SWATCH

www.fis-ski.com

SWATCH Timing

Generation Date: FRI 9 JAN 2004

Time: 17:17 Swatch Internet Time: @720

Document: 51A 1.0

**AUDI FIS SKI WORLD CUP 2003/04**

4th LADIES DOWNHILL

START LIST

Number of Competitors: 50

Bib	FIS Code	Name	Year of Birth	Nation	Time	Ski
23	536477	MENDES Jonna	1979	USA		FISCHER
24	206001	RIESCH Maria	1984	GER		HEAD
25	55212	MEISSNITZER Alexandra	1973	AUT		VÖLKL
26	536138	CLARK Kirsten L	1977	USA		FISCHER
27	205117	GERG Hilde	1975	GER		VÖLKL
28	55198	DORFMEISTER Michaela	1973	AUT		BLIZZARD
29	55069	GOETSCHL Renate	1975	AUT		SALOMON
30	195374	MONTILLET Carole	1973	FRA		ROSSIGNOL
31	505483	PAERSON Anja	1981	SWE		SALOMON
32	105662	LEFRANCOIS Anne Marie	1977	CAN		ROSSIGNOL
33	106402	VANDERBEEK Kelly	1983	CAN		VÖLKL
34	537544	KILDOW Lindsey C.	1984	USA		ROSSIGNOL
35	515166	PIEREN Tanja	1978	SUI		ROSSIGNOL
36	515573	AUFDENBLATTEN Fraenzi	1981	SUI		SALOMON
37	106056	SIMARD Genevieve	1980	CAN		ROSSIGNOL
38	505260	HARGIN Janette	1977	SWE		ROSSIGNOL
39	515478	ALPIGER Eila	1979	SUI		FISCHER
40	225206	ALCOTT Chimene	1982	GBR		FISCHER
41	195920	GIVELET Anne-Laure	1981	FRA		DYNASTAR
42	536884	LUDLOW Libby	1981	USA		SALOMON
43	296217	COLETTI Alexandra	1983	ITA		ROSSIGNOL
44	45071	OWENS Jenny	1978	AUS		ROSSIGNOL
45	295533	RECCHIA Lucia	1980	ITA		VÖLKL
46	55339	LECHNER Martina	1978	AUT		BLIZZARD
47	195868	MEILLEUR Karine	1980	FRA		ROSSIGNOL
48	205119	HALTMAYR Petra	1975	GER		VÖLKL
49	425001	FLEMMEN Andrine	1974	NOR		ROSSIGNOL
50	195311	DUVILLARD Julie	1978	FRA		DYNASTAR

**AUDI FIS SKI WORLD CUP 2003/04**

4th LADIES DOWNHILL

OFFICIAL RESULTS

Jury			Technical Data	
TD FIS	P. BOTR	AUT	Course Name	L'Ours
Referee	K. HOCH	FIS	Start Altitude	2170 m
Assistant Referee	J. TISCHHAUSER	FIS	Finish Altitude	1490 m
Chief of Race	H.-B. FRAGNIERE	SUI	Vertical Drop	680 m
			Course Length	2500 m
			Homologation Number	6697/02/02

Race Information

Course Setter	J. TISCHHAUSER	FIS		
Number of Gates	33			
Start Time	11:00			
Forerunners	A - K. HESS	SUI	D - N. BUMANN	SUI
	B - G. RINALDI	SUI	E - R. WERLEN	SUI
	C - S. AUFDENBLATTEN	SUI	F - S. VAUDAN	SUI

Weather: Cloudy Snow: Hard Temperature – Start: –6 °C Finish: –1 °C F-factor: 1350

Number of Competitors: 50

Rank	Bib	FIS Code	Name	Year of Birth	Nation	Time	Diff.	Race Points	Ski
1	29	55069	GOETSCHL Renate	1975	AUT	1:38.58		0.00	SALOMON
2	28	55198	DORFMEISTER Michaela	1973	AUT	1:39.07	0.49	6.71	BLIZZARD
2	27	205117	GERG Hilde	1975	GER	1:39.07	0.49	6.71	VÖLKL
4	26	536138	CLARK Kirsten L	1977	USA	1:39.17	0.59	8.08	FISCHER
5	14	536473	LALIVE Caroline	1979	USA	1:39.57	0.99	13.56	SALOMON
6	25	55212	MEISSNITZER Alexandra	1973	AUT	1:39.60	1.02	13.97	VÖLKL
7	36	515573	AUFDENBLATTEN Fraenzi	1981	SUI	1:39.65	1.07	14.65	SALOMON
7	22	515409	BERTHOD Sylviane	1977	SUI	1:39.65	1.07	14.65	SALOMON
9 W	48	205119	HALTMAYR Petra	1975	GER	1:39.78	1.20	16.43	VÖLKL
10	15	205378	ERTL Martina	1973	GER	1:39.80	1.22	16.71	ROSSIGNOL
11	13	515170	STYGER Nadia	1978	SUI	1:39.81	1.23	16.84	SALOMON
12	18	195671	JACQUEMOD Ingrid	1978	FRA	1:39.89	1.31	17.94	SALOMON
13	30	195374	MONTILLET Carole	1973	FRA	1:39.90	1.32	18.08	ROSSIGNOL
14	17	295588	KOSTNER Isolde	1975	ITA	1:39.94	1.36	18.62	FISCHER
15	20	55261	OBERMOSER Brigitte	1976	AUT	1:40.01	1.43	19.58	BLIZZARD
16	9	105997	BRYDON Emily	1980	CAN	1:40.07	1.49	20.40	SALOMON
17	21	515348	BORGHI Catherine	1976	SUI	1:40.13	1.55	21.23	FISCHER

#518 _____

**AUDI FIS SKI WORLD CUP 2003/04**

4th LADIES DOWNHILL

OFFICIAL RESULTS

Number of Competitors: 50

Rank	Bib	FIS Code	Name	Year of Birth	Nation	Time	Diff.	Race Points	Ski
18	42	536884	LUDLOW Libby	1981	USA	1:40.33	1.75	23.97	SALOMON
19	3	55052	SCHNEIDER Tanja	1974	AUT	1:40.36	1.78	24.38	ROSSIGNOL
20	11	55538	WIRTH Katja	1980	AUT	1:40.39	1.81	24.79	BLIZZARD
21	49	425001	FLEMMEN Andrine	1974	NOR	1:40.48	1.90	26.02	ROSSIGNOL
22	40	225206	ALCOTT Chimene	1982	GBR	1:40.52	1.94	26.57	FISCHER
22	34	537544	KILDOW Lindsey C.	1984	USA	1:40.52	1.94	26.57	ROSSIGNOL
22	19	295136	CECCARELLI Daniela	1975	ITA	1:40.52	1.94	26.57	DYNASTAR
25	45	295533	RECCHIA Lucia	1980	ITA	1:40.69	2.11	28.90	VÖLKL
26	10	55596	WILHELM Kathrin	1981	AUT	1:40.70	2.12	29.03	VÖLKL
27	37	106056	SIMARD Genevieve	1980	CAN	1:40.81	2.23	30.54	ROSSIGNOL
28	39	515478	ALPIGER Ella	1979	SUI	1:40.82	2.24	30.68	FISCHER
29	24	206001	RIESCH Maria	1984	GER	1:40.84	2.26	30.95	HEAD
30	1	195837	MATTEL Magda	1980	FRA	1:40.85	2.27	31.09	DYNASTAR
31	8	295449	KLEON Barbara	1980	ITA	1:40.86	2.28	31.22	DYNASTAR
32	50	195311	DUVILLARD Julie	1978	FRA	1:40.93	2.35	32.18	DYNASTAR
33	12	205392	HAEUSL Regina	1973	GER	1:40.96	2.38	32.59	SALOMON
34	7	55588	RUMPFHUBER Ingrid	1981	AUT	1:41.13	2.55	34.92	FISCHER
35	31	505483	PAERSON Anja	1981	SWE	1:41.16	2.58	35.33	SALOMON
36	47	195868	MEILSEUR Karine	1980	FRA	1:41.27	2.69	36.84	ROSSIGNOL
37	4	565037	SUHADOLC Mojca	1975	SLO	1:41.29	2.71	37.11	ROSSIGNOL
38	23	536477	MENDES Jonna	1979	USA	1:41.33	2.75	37.66	FISCHER
39	32	105662	LEFRANCOIS Anne Marie	1977	CAN	1:41.35	2.77	37.93	ROSSIGNOL
40	38	505260	HARGIN Janette	1977	SWE	1:41.49	2.91	39.85	ROSSIGNOL
41	33	106402	VANDERBEEK Kelly	1983	CAN	1:41.56	2.98	40.81	VÖLKL
42	16	205820	HUBER Isabelle	1981	GER	1:41.62	3.04	41.63	ROSSIGNOL
43	43	296217	COLETTI Alexandra	1983	ITA	1:41.79	3.21	43.96	ROSSIGNOL
44	41	195920	GIVELET Anne-Laure	1981	FRA	1:41.88	3.30	45.19	DYNASTAR
45	35	515166	PIEREN Tanja	1978	SUI	1:42.52	3.94	53.96	ROSSIGNOL
46	2	515403	MUELLER Tamara	1977	SUI	1:42.94	4.36	59.71	ROSSIGNOL
47	44	45071	OWENS Jenny	1978	AUS	1:43.47	4.89	66.97	ROSSIGNOL

DID NOT FINISH: 1 competitor

46	55339	LECHNER Martina	1978	AUT					BLIZZARD
----	-------	-----------------	------	-----	--	--	--	--	----------

DISQUALIFIED: 2 competitors

5	515560	SCHILD Martina	1981	SUI	Gate 18	Rule 629.3			VÖLKL
---	--------	----------------	------	-----	---------	------------	--	--	-------

#518 _____

**AUDI FIS SKI WORLD CUP 2003/04**

4th LADIES DOWNHILL

OFFICIAL RESULTS

Number of Competitors: 50

Rank	Bib	FIS Code	Name	Year of Birth	Nation	Time	Diff.	Race Points	Ski
	6	195503	SUCHET Melanie	1976	FRA	Gate 18	Rule 629.3		SALOMON

Reason for disqualification:

629.3 Does not pass through a gate correctly (art. 661.4)

Technical Delegate:

P. BOTR (AUT) #518**LEGEND****W** WinStar is the athlete who realise the biggest jump within the first 15 who is started with bib 36 or higher

10-01-2004 / Veysonnaz (SUI) / S. Caterina Valfurva / 6158

Page 3/3

Data Processing by SWATCH

www.fis-ski.com

SWATCH Timing

Generation Date: SAT 10 JAN 2004

Time: 12:55 Swatch Internet Time: @538

Document: 73A 1.0

**AUDI FIS SKI WORLD CUP 2003/04**

4th LADIES DOWNHILL

PENALTY CALCULATION**Best 10 at Finish**

Rank	Bib	FIS Code	Name	Nation	FIS Points	Best 5	Race Points
1	29	55069	GOETSCHL Renate	AUT	0.20	0.20	0.00
2	28	55198	DORFMEISTER Michaela	AUT	1.16	1.16	6.71
2	27	205117	GERG Hilde	GER	1.73	1.73	6.71
4	26	536138	CLARK Kirsten L	USA	2.36	2.36	8.08
5	14	536473	LALIVE Caroline	USA	5.48		
6	25	55212	MEISSNITZER Alexandra	AUT	3.19	3.19	13.97
7	36	515573	AUFDENBLATTEN Fraenzi	SUI	15.08		
7	22	515409	BERTHOD Sylviane	SUI	4.23		
9	48	205119	HALTMAYR Petra	GER	27.49		
10	15	205378	ERTL Martina	GER	5.99		

Best 5 FIS Points at Start

Rank	Bib	FIS Code	Name	Nation	FIS Points
13	30	195374	MONTILLET Carole	FRA	0.00
1	29	55069	GOETSCHL Renate	AUT	0.20
2	28	55198	DORFMEISTER Michaela	AUT	1.16
2	27	205117	GERG Hilde	GER	1.73
4	26	536138	CLARK Kirsten L	USA	2.36

TOTALS:

FIS Points of Best 5 at Start (B)	5.45		
FIS Points of Best at Finish in Top 10 (A)		8.64	
Race Points of Corresponding Competitors (C)			35.47
Calculated Penalty (A+B-C) : 10 =>	-2.138		
Rounded	-2.14		
Category Adder	0.00		
Correction Value (Z)	-1.61		
Calculated Penalty	-0.53		
Penalty Applied	0.00		

Technical Delegate:
P. BOTR (AUT) #518



AUDI FIS SKI WORLD CUP 2003/04

4th LADIES DOWNHILL

PERFORMANCE ANALYSIS 1



Number of Competitors: 47

Rank	Bib	Name	Nation	Positions			Partials			Difference		Speed	
				Pos.	Time	Rank	Pos.	Time	Rank	Time	Dist(m)	Pos.	km/h
1	29	GOETSCHL Renate	AUT	Int1: 17.05 (25) Int2: 47.60 (2) Int3: 1:22.14 (1) Fin: 1:38.58 (1)	I1-I2: 30.55 (1) I2-I3: 34.54 (1) I3-Fin: 16.44 (2)	0.26 0.21 0.00 0.00	0.00	0.00	0.00	0.00	Sp1: 83.98 (12) Avg.: 91.30		
2	28	DORFMEISTER Michaela	AUT	Int1: 16.98 (13) Int2: 47.90 (5) Int3: 1:22.60 (5) Fin: 1:39.07 (2)	I1-I2: 30.92 (7) I2-I3: 34.70 (4) I3-Fin: 16.47 (5)	0.19 0.51 0.46 0.49	12.36			Sp1: 84.11 (10) Avg.: 90.84			
2	27	GERG Hilde	GER	Int1: 17.06 (26) Int2: 47.89 (3) Int3: 1:22.55 (3) Fin: 1:39.07 (2)	I1-I2: 30.83 (3) I2-I3: 34.66 (3) I3-Fin: 16.52 (6)	0.27 0.50 0.41 0.49	12.36			Sp1: 83.07 (20) Avg.: 90.84			
4	26	CLARK Kirsten L	USA	Int1: 17.01 (18) Int2: 47.92 (6) Int3: 1:22.52 (2) Fin: 1:39.17 (4)	I1-I2: 30.91 (6) I2-I3: 34.60 (2) I3-Fin: 16.65 (10)	0.22 0.53 0.38 0.59	14.87			Sp1: 82.69 (23) Avg.: 90.75			
5	14	LALIVE Caroline	USA	Int1: 17.21 (41) Int2: 48.42 (24) Int3: 1:23.13 (10) Fin: 1:39.57 (5)	I1-I2: 31.21 (20) I2-I3: 34.71 (5) I3-Fin: 16.44 (2)	0.42 1.03 0.99 0.99	24.86			Sp1: 81.69 (34) Avg.: 90.39			
6	25	MEISSNITZER Alexandra	AUT	Int1: 17.14 (34) Int2: 48.31 (21) Int3: 1:23.15 (11) Fin: 1:39.60 (6)	I1-I2: 31.17 (17) I2-I3: 34.84 (6) I3-Fin: 16.45 (4)	0.35 0.92 1.01 1.02	25.60			Sp1: 81.20 (39) Avg.: 90.36			
7	36	AUFDENBLATTEN Fraenzi	SUI	Int1: 17.00 (16) Int2: 47.89 (3) Int3: 1:22.85 (6) Fin: 1:39.65 (7)	I1-I2: 30.89 (4) I2-I3: 34.96 (10) I3-Fin: 16.80 (25)	0.21 0.50 0.71 1.07	26.84			Sp1: 83.85 (14) Avg.: 90.32			
7	22	BERTHOD Sylviane	SUI	Int1: 16.88 (3) Int2: Int3: 1:22.96 (7) Fin: 1:39.65 (7)	I1-I2: I2-I3: I3-Fin: 16.69 (13)	0.09 0.82 1.07	26.84			Sp1: 85.30 (3) Avg.: 90.32			
9	48	HALTMAYR Petra	GER	Int1: 16.79 (1) Int2: 47.39 (1) Int3: 1:22.58 (4) Fin: 1:39.78 (9)	I1-I2: 30.60 (2) I2-I3: 35.19 (14) I3-Fin: 17.20 (41)	0.00 0.00 0.44 1.20	30.07			Sp1: 85.98 (1) Avg.: 90.20			
10	15	ERTL Martina	GER	Int1: 17.02 (21) Int2: 48.14 (16) Int3: 1:23.04 (8) Fin: 1:39.80 (10)	I1-I2: 31.12 (15) I2-I3: 34.90 (8) I3-Fin: 16.76 (22)	0.23 0.75 0.90 1.22	30.56			Sp1: 83.07 (20) Avg.: 90.18			

**AUDI FIS SKI WORLD CUP 2003/04**

4th LADIES DOWNHILL

PERFORMANCE ANALYSIS 1

Number of Competitors: 47

Rank	Bib	Name	Nation	Positions			Partials			Difference		Speed	
				Pos.	Time	Rank	Pos.	Time	Rank	Time	Dist(m)	Pos.	km/h
11	13	STYGER Nadia	SUI	Int1: 17.15 (37) Int2: 48.19 (17) Int3: 1:23.09 (9) Fin: 1:39.81 (11)	I1-I2: 31.04 (11) I2-I3: 34.90 (8) I3-Fin: 16.72 (19)	0.36 0.80 0.95 1.23	30.81	Avg.: 90.17	Sp1: 82.31 (29)				
12	18	JACQUEMOD Ingrid	FRA	Int1: 16.96 (8) Int2: 48.10 (15) Int3: 1:23.18 (13) Fin: 1:39.89 (12)	I1-I2: 31.14 (16) I2-I3: 35.08 (11) I3-Fin: 16.71 (15)	0.17 0.71 1.04 1.31	32.79	Avg.: 90.10	Sp1: 82.44 (27)				
13	30	MONTILLET Carole	FRA	Int1: 16.91 (5) Int2: 47.95 (8) Int3: 1:23.17 (12) Fin: 1:39.90 (13)	I1-I2: 31.04 (11) I2-I3: 35.22 (15) I3-Fin: 16.73 (21)	0.12 0.56 1.03 1.32	33.03	Avg.: 90.09	Sp1: 84.11 (10)				
14	17	KOSTNER Isolde	ITA	Int1: 17.01 (18) Int2: 48.21 (18) Int3: 1:24.60 (42) Fin: 1:39.94 (14)	I1-I2: 31.20 (19) I2-I3: 36.39 (42) I3-Fin: 15.34 (1)	0.22 0.82 2.46 1.36	34.02	Avg.: 90.05	Sp1: 81.69 (34)				
15	20	OBERMOSER Brigitte	AUT	Int1: 16.83 (2) Int2: 48.00 (10) Int3: 1:23.45 (15) Fin: 1:40.01 (15)	I1-I2: 31.17 (17) I2-I3: 35.45 (24) I3-Fin: 16.56 (8)	0.04 0.61 1.31 1.43	35.75	Avg.: 89.99	Sp1: 84.24 (7)				
16	9	BRYDON Emily	CAN	Int1: 17.02 (21) Int2: 48.07 (16) Int3: 1:23.54 (19) Fin: 1:40.07 (16)	I1-I2: 31.17 (17) I2-I3: 35.45 (24) I3-Fin: 16.56 (8)	0.23 1.40 1.49	37.22	Avg.: 89.94	Sp1: 83.85 (14)				
17	21	BORGHI Catherine	SUI	Int1: 16.98 (13) Int2: 48.07 (16) Int3: 1:23.47 (16) Fin: 1:40.13 (17)	I1-I2: 31.17 (17) I2-I3: 35.45 (24) I3-Fin: 16.56 (8)	0.19 1.33 1.55	38.70	Avg.: 89.88	Sp1: 85.98 (1)				
18	42	LUDLOW Libby	USA	Int1: 17.18 (40) Int2: 48.58 (27) Int3: 1:23.69 (23) Fin: 1:40.33 (18)	I1-I2: 31.40 (25) I2-I3: 35.11 (12) I3-Fin: 16.64 (9)	0.39 1.19 1.55 1.75	43.61	Avg.: 89.70	Sp1: 81.94 (32)				
19	3	SCHNEIDER Tanja	AUT	Int1: 17.26 (43) Int2: 48.80 (36) Int3: 1:23.65 (22) Fin: 1:40.36 (19)	I1-I2: 31.54 (30) I2-I3: 34.85 (7) I3-Fin: 16.71 (15)	0.47 1.41 1.51 1.78	44.34	Avg.: 89.68	Sp1: 81.20 (39)				
20	11	WIRTH Katja	AUT	Int1: 16.91 (5) Int2: 48.00 (10) Int3: 1:23.48 (17) Fin: 1:40.39 (20)	I1-I2: 31.09 (14) I2-I3: 35.48 (26) I3-Fin: 16.91 (28)	0.12 0.61 1.34 1.81	45.07	Avg.: 89.65	Sp1: 83.98 (12)				



AUDI FIS SKI WORLD CUP 2003/04

4th LADIES DOWNHILL

PERFORMANCE ANALYSIS 1



Number of Competitors: 47

Rank	Bib	Name	Nation	Positions			Partials			Difference		Speed	
				Pos.	Time	Rank	Pos.	Time	Rank	Time	Dist(m)	Pos.	km/h
21	49	FLEMMEN Andrine	NOR	Int1: 16.97 (10) Int2: 48.01 (12) Int3: 1:23.30 (14) Fin: 1:40.48 (21)	I1-I2: 31.04 (11) I2-I3: 35.29 (19) I3-Fin: 17.18 (40)	0.18 0.62 1.16 1.90	47.27	Sp1: 84.63 (5) Avg.: 89.57					
22	40	ALCOTT Chimene	GBR	Int1: 17.06 (26) Int2: 48.30 (20) Int3: 1:23.82 (26) Fin: 1:40.52 (22)	I1-I2: 31.24 (21) I2-I3: 35.52 (28) I3-Fin: 16.70 (14)	0.27 0.91 1.68 1.94	48.25	Sp1: 83.72 (16) Avg.: 89.53					
22	34	KILDOW Lindsey C.	USA	Int1: 16.99 (15) Int2: 47.99 (9) Int3: 1:23.80 (24) Fin: 1:40.52 (22)	I1-I2: 31.00 (9) I2-I3: 35.81 (33) I3-Fin: 16.72 (19)	0.20 0.60 1.66 1.94	48.25	Sp1: 83.20 (18) Avg.: 89.53					
22	19	CECCARELLI Daniela	ITA	Int1: 17.00 (16) Int2: 48.30 (20) Int3: 1:23.81 (25) Fin: 1:40.52 (22)	I1-I2: 31.00 (9) I2-I3: 35.81 (33) I3-Fin: 16.71 (15)	0.21 1.67 1.94	48.25	Sp1: 81.69 (34) Avg.: 89.53					
25	45	RECCHIA Lucia	ITA	Int1: 17.12 (31) Int2: 48.01 (12) Int3: 1:23.59 (20) Fin: 1:40.69 (25)	I1-I2: 30.89 (4) I2-I3: 35.58 (31) I3-Fin: 17.10 (34)	0.33 0.62 1.45 2.11	52.39	Sp1: 82.56 (26) Avg.: 89.38					
26	10	WILHELM Kathrin	AUT	Int1: 17.15 (37) Int2: 48.68 (33) Int3: 1:23.93 (29) Fin: 1:40.70 (26)	I1-I2: 31.53 (28) I2-I3: 35.25 (17) I3-Fin: 16.77 (24)	0.36 1.29 1.79 2.12	52.63	Sp1: 80.71 (41) Avg.: 89.37					
27	37	SIMARD Genevieve	CAN	Int1: 16.96 (8) Int2: 48.34 (22) Int3: 1:23.61 (21) Fin: 1:40.81 (27)	I1-I2: 31.38 (24) I2-I3: 35.27 (18) I3-Fin: 17.20 (41)	0.17 0.95 1.47 2.23	55.30	Sp1: 83.46 (17) Avg.: 89.28					
28	39	ALPIGER Ella	SUI	Int1: 16.97 (10) Int2: 48.27 (19) Int3: 1:23.83 (28) Fin: 1:40.82 (28)	I1-I2: 31.30 (22) I2-I3: 35.56 (29) I3-Fin: 16.99 (30)	0.18 0.88 1.69 2.24	55.54	Sp1: 82.44 (27) Avg.: 89.27					
29	24	RIESCH Maria	GER	Int1: 17.16 (39) Int2: 48.73 (34) Int3: 1:23.95 (31) Fin: 1:40.84 (29)	I1-I2: 31.57 (33) I2-I3: 35.22 (15) I3-Fin: 16.89 (27)	0.37 1.34 1.81 2.26	56.03	Sp1: 82.69 (23) Avg.: 89.25					
30	1	MATTEL Magda	FRA	Int1: 17.14 (34) Int2: 48.80 (36) Int3: 1:24.17 (36) Fin: 1:40.85 (30)	I1-I2: 31.66 (37) I2-I3: 35.37 (21) I3-Fin: 16.68 (12)	0.35 1.41 2.03 2.27	56.27	Sp1: 80.35 (44) Avg.: 89.24					



AUDI FIS SKI WORLD CUP 2003/04
4th LADIES DOWNHILL
PERFORMANCE ANALYSIS 1



Number of Competitors: 47

Rank	Bib	Name	Nation	Positions			Partials			Difference		Speed		
				Pos.	Time	Rank	Pos.	Time	Rank	Time	Dist(m)	Pos.	km/h	Rank
31	8	KLEON Barbara	ITA	Int1: 17.12 (31)	Int2: 48.99 (39)	Int3: 1:24.15 (35)	Fin: 1:40.86 (31)	I1-I2: 31.87 (40)	I2-I3: 35.16 (13)	I3-Fin: 16.71 (15)	0.33 1.60 2.01 2.28	56.51	Sp1: 80.35 (44)	Avg.: 89.23
32	50	DUVILLARD Julie	FRA	Int1: 17.07 (28)	Int2: 48.43 (25)	Int3: 1:23.82 (26)	Fin: 1:40.93 (32)	I1-I2: 31.36 (23)	I2-I3: 35.39 (22)	I3-Fin: 17.11 (35)	0.28 1.04 1.68 2.35	58.21	Sp1: 82.19 (30)	Avg.: 89.17
33	12	HAEUSL Regina	GER	Int1: 16.97 (10)	Int2: 48.58 (27)	Int3: 1:24.03 (32)	Fin: 1:40.96 (33)	I1-I2: 31.61 (36)	I2-I3: 35.45 (24)	I3-Fin: 16.93 (29)	0.18 1.19 1.89 2.38	58.93	Sp1: 84.50 (6)	Avg.: 89.14
34	7	RUMPFHUBER Ingrid	AUT	Int1: 17.07 (28)	Int2: 48.77 (35)	Int3: 1:24.12 (34)	Fin: 1:41.13 (34)	I1-I2: 31.70 (38)	I2-I3: 35.35 (20)	I3-Fin: 17.01 (33)	0.28 1.38 1.98 2.55	63.04	Sp1: 82.06 (31)	Avg.: 88.99
35	31	PAERSON Anja	SWE	Int1: 16.92 (7)	Int2: 47.93 (7)	Int3: 1:23.94 (30)	Fin: 1:41.16 (35)	I1-I2: 31.01 (10)	I2-I3: 36.01 (38)	I3-Fin: 17.22 (44)	0.13 0.54 1.80 2.58	63.76	Sp1: 84.77 (4)	Avg.: 88.97
36	47	MEILLEUR Karine	FRA	Int1: 17.10 (30)	Int2: 48.02 (14)	Int3: 1:23.51 (18)	Fin: 1:41.27 (36)	I1-I2: 30.92 (7)	I2-I3: 35.49 (27)	I3-Fin: 17.76 (47)	0.31 0.63 1.37 2.69	66.41	Sp1: 84.24 (7)	Avg.: 88.87
37	4	SUHADOLC Mojca	SLO	Int1: 17.24 (42)	Int2: 49.00 (40)	Int3: 1:24.44 (38)	Fin: 1:41.29 (37)	I1-I2: 31.76 (39)	I2-I3: 35.44 (23)	I3-Fin: 16.85 (26)	0.45 1.61 2.30 2.71	66.89	Sp1: 81.57 (37)	Avg.: 88.85
38	23	MENDES Jonna	USA	Int1: 17.14 (34)	Int2: 48.62 (31)	Int3: 1:24.19 (37)	Fin: 1:41.33 (38)	I1-I2: 31.48 (27)	I2-I3: 35.57 (30)	I3-Fin: 17.14 (38)	0.35 1.23 2.05 2.75	67.85	Sp1: 80.47 (43)	Avg.: 88.82
39	32	LEFRANCOIS Anne Marie	CAN	Int1: 16.90 (4)	Int2: 48.34 (22)	Int3: 1:24.06 (33)	Fin: 1:41.35 (39)	I1-I2: 31.44 (26)	I2-I3: 35.72 (32)	I3-Fin: 17.29 (45)	0.11 0.95 1.92 2.77	68.33	Sp1: 84.24 (7)	Avg.: 88.80
40	38	HARGIN Janette	SWE	Int1: 17.04 (24)	Int2: 48.59 (30)	Int3: 1:24.49 (40)	Fin: 1:41.49 (40)	I1-I2: 31.55 (31)	I2-I3: 35.90 (36)	I3-Fin: 17.00 (31)	0.25 1.20 2.35 2.91	71.68	Sp1: 82.82 (22)	Avg.: 88.68



AUDI FIS SKI WORLD CUP 2003/04

4th LADIES DOWNHILL

PERFORMANCE ANALYSIS 1



Number of Competitors: 47

Rank	Bib	Name	Nation	Positions			Partials			Difference		Speed		
				Pos.	Time	Rank	Pos.	Time	Rank	Time	Dist(m)	Pos.	km/h	Rank
41	33	VANDERBEEK Kelly	CAN	Int1: 17.02 (21)	Int2: 48.57 (26)	Int3: 1:24.44 (38)	Fin: 1:41.56 (41)	I1-I2: 31.55 (31)	I2-I3: 35.87 (35)	I3-Fin: 17.12 (36)	0.23 1.18 2.30 2.98	73.36	Sp1: 83.20 (18)	Avg.: 88.62
42	16	HUBER Isabelle	GER	Int1: 17.13 (33)	Int2: 48.66 (32)	Int3: 1:24.49 (40)	Fin: 1:41.62 (42)	I1-I2: 31.53 (28)	I2-I3: 35.83 (34)	I3-Fin: 17.13 (37)	0.34 1.27 2.35 3.04	74.79	Sp1: 81.57 (37)	Avg.: 88.57
43	43	COLETTI Alexandra	ITA	Int1: 17.31 (44)	Int2: 48.88 (38)	Int3: 1:24.79 (44)	Fin: 1:41.79 (43)	I1-I2: 31.57 (33)	I2-I3: 35.91 (37)	I3-Fin: 17.00 (31)	0.52 1.49 2.65 3.21	78.84	Sp1: 82.69 (23)	Avg.: 88.42
44	41	GIVELET Anne-Laure	FRA	Int1: 17.01 (18)	Int2: 48.58 (27)	Int3: 1:24.74 (43)	Fin: 1:41.88 (44)	I1-I2: 31.57 (33)	I2-I3: 36.16 (40)	I3-Fin: 17.14 (38)	0.22 1.19 2.60 3.30	80.98	Sp1: 81.81 (33)	Avg.: 88.34
45	35	PIEREN Tanja	SUI	Int1: 17.32 (45)	Int2: 49.23 (41)	Int3: 1:25.31 (45)	Fin: 1:42.52 (45)	I1-I2: 31.91 (41)	I2-I3: 36.08 (39)	I3-Fin: 17.21 (43)	0.53 1.84 3.17 3.94	96.08	Sp1: 80.11 (46)	Avg.: 87.79
46	2	MUELLER Tamara	SUI	Int1: 17.34 (46)	Int2: 49.82 (43)	Int3: 1:26.18 (47)	Fin: 1:42.94 (46)	I1-I2: 32.48 (43)	I2-I3: 36.36 (41)	I3-Fin: 16.76 (22)	0.55 2.43 4.04 4.36	105.89	Sp1: 80.71 (41)	Avg.: 87.43
47	44	OWENS Jenny	AUS	Int1: 17.34 (46)	Int2: 49.56 (42)	Int3: 1:25.98 (46)	Fin: 1:43.47 (47)	I1-I2: 32.22 (42)	I2-I3: 36.42 (43)	I3-Fin: 17.49 (46)	0.55 2.17 3.84 4.89	118.15	Sp1: 79.88 (47)	Avg.: 86.98

LEGEND

Pos Intermediate or Speed Position Dist(m) Distance behind the first Int2: Intermediate 2 Sp1: Speed Trap 1
 Avg. Average Speed for the race Int1: Intermediate 1 Int3: Intermediate 3 Fin: Finish



AUDI FIS SKI WORLD CUP 2003/04
4th LADIES DOWNHILL
PERFORMANCE ANALYSIS 2



Number of Competitors: 50

Bib	Name	Nation	Positions			Partials			Difference		Speed			
			Pos.	Time	Rank	Pos.	Time	Rank	Time	Dist(m)	Pos.	km/h	Rank	
1	MATTEL Magda	FRA	Int1: 17.14 (37)	Int2: 48.80 (39)	Int3: 1:24.17 (38)	Fin: 1:40.85 (30)	I1-I2: 31.66 (40)	I2-I3: 35.37 (22)	I3-Fin: 16.68 (13)	0.35		Sp1: 80.35 (47)		
									1.41					
									2.03					
									2.27	56.27	Avg.: 89.24			
2	MUELLER Tamara	SUI	Int1: 17.34 (49)	Int2: 49.82 (46)	Int3: 1:26.18 (49)	Fin: 1:42.94 (46)	I1-I2: 32.48 (46)	I2-I3: 36.36 (43)	I3-Fin: 16.76 (23)	0.55		Sp1: 80.71 (44)		
									2.43					
									4.04					
									4.36	105.89	Avg.: 87.43			
3	SCHNEIDER Tanja	AUT	Int1: 17.26 (46)	Int2: 48.80 (39)	Int3: 1:23.65 (23)	Fin: 1:40.36 (19)	I1-I2: 31.54 (33)	I2-I3: 34.85 (7)	I3-Fin: 16.71 (16)	0.47		Sp1: 81.20 (42)		
									1.41					
									1.51					
									1.78	44.34	Avg.: 89.68			
4	SUHADOLC Mojca	SLO	Int1: 17.24 (45)	Int2: 49.00 (43)	Int3: 1:24.44 (40)	Fin: 1:41.29 (37)	I1-I2: 31.76 (42)	I2-I3: 35.44 (24)	I3-Fin: 16.85 (27)	0.45		Sp1: 81.57 (40)		
									1.61					
									2.30					
									2.71	66.89	Avg.: 88.85			
5	SCHILD Martina	SUI	Int1: 17.12 (33)	Int2: 48.15 (19)	Int3: 1:23.76 (25)	Fin: DQ	I1-I2: 31.03 (13)	I2-I3: 35.61 (33)	I3-Fin: 16.92 (30)	0.33		Sp1: 82.44 (29)		
									0.76					
									1.62		Avg.:			
6	SUCHET Melanie	FRA	Int1: 17.01 (19)	Int2: 47.93 (8)	Int3: 1:23.18 (13)	Fin: DQ	I1-I2: 30.92 (7)	I2-I3: 35.25 (17)	I3-Fin: 16.67 (12)	0.22		Sp1: 83.46 (18)		
									0.54					
									1.04		Avg.:			
7	RUMPFHUBER Ingrid	AUT	Int1: 17.07 (30)	Int2: 48.77 (38)	Int3: 1:24.12 (36)	Fin: 1:41.13 (34)	I1-I2: 31.70 (41)	I2-I3: 35.35 (21)	I3-Fin: 17.01 (35)	0.28		Sp1: 82.06 (34)		
									1.38					
									1.98					
									2.55	63.04	Avg.: 88.99			
8	KLEON Barbara	ITA	Int1: 17.12 (33)	Int2: 48.99 (42)	Int3: 1:24.15 (37)	Fin: 1:40.86 (31)	I1-I2: 31.87 (43)	I2-I3: 35.16 (13)	I3-Fin: 16.71 (16)	0.33		Sp1: 80.35 (47)		
									1.60					
									2.01					
									2.28	56.51	Avg.: 89.23			
9	BRYDON Emily	CAN	Int1: 17.02 (23)	Int2:	Int3: 1:23.54 (20)	Fin: 1:40.07 (16)	I1-I2:	I2-I3:	I3-Fin: 16.53 (7)	0.23		Sp1: 83.85 (15)		
									1.40					
									1.49	37.22	Avg.: 89.94			
10	WILHELM Kathrin	AUT	Int1: 17.15 (40)	Int2: 48.68 (36)	Int3: 1:23.93 (31)	Fin: 1:40.70 (26)	I1-I2: 31.53 (31)	I2-I3: 35.25 (17)	I3-Fin: 16.77 (25)	0.36		Sp1: 80.71 (44)		
									1.29					
									1.79					
									2.12	52.63	Avg.: 89.37			



AUDI FIS SKI WORLD CUP 2003/04
4th LADIES DOWNHILL
PERFORMANCE ANALYSIS 2



Number of Competitors: 50

Bib	Name	Nation	Positions			Partials			Difference		Speed		
			Pos.	Time	Rank	Pos.	Time	Rank	Time	Dist(m)	Pos.	km/h	Rank
11	WIRTH Katja	AUT	Int1: 16.91 (5)	Int2: 48.00 (12)	Int3: 1:23.48 (18)	Fin: 1:40.39 (20)	I1-I2: 31.09 (17)	I2-I3: 35.48 (27)	I3-Fin: 16.91 (29)	0.12 0.61 1.34 1.81	45.07	Sp1: 83.98 (12)	Avg.: 89.65
12	HAEUSL Regina	GER	Int1: 16.97 (10)	Int2: 48.58 (30)	Int3: 1:24.03 (34)	Fin: 1:40.96 (33)	I1-I2: 31.61 (39)	I2-I3: 35.45 (25)	I3-Fin: 16.93 (31)	0.18 1.19 1.89 2.38	58.93	Sp1: 84.50 (6)	Avg.: 89.14
13	STYGER Nadia	SUI	Int1: 17.15 (40)	Int2: 48.19 (20)	Int3: 1:23.09 (9)	Fin: 1:39.81 (11)	I1-I2: 31.04 (14)	I2-I3: 34.90 (8)	I3-Fin: 16.72 (20)	0.36 0.80 0.95 1.23	30.81	Sp1: 82.31 (32)	Avg.: 90.17
14	LALIVE Caroline	USA	Int1: 17.21 (44)	Int2: 48.42 (27)	Int3: 1:23.13 (10)	Fin: 1:39.57 (5)	I1-I2: 31.21 (23)	I2-I3: 34.71 (5)	I3-Fin: 16.44 (2)	0.42 1.03 0.99 0.99	24.86	Sp1: 81.69 (37)	Avg.: 90.39
15	ERTL Martina	GER	Int1: 17.02 (23)	Int2: 48.14 (18)	Int3: 1:23.04 (8)	Fin: 1:39.80 (10)	I1-I2: 31.12 (18)	I2-I3: 34.90 (8)	I3-Fin: 16.76 (23)	0.23 0.75 0.90 1.22	30.56	Sp1: 83.07 (22)	Avg.: 90.18
16	HUBER Isabelle	GER	Int1: 17.13 (36)	Int2: 48.66 (35)	Int3: 1:24.49 (42)	Fin: 1:41.62 (42)	I1-I2: 31.53 (31)	I2-I3: 35.83 (36)	I3-Fin: 17.13 (39)	0.34 1.27 2.35 3.04	74.79	Sp1: 81.57 (40)	Avg.: 88.57
17	KOSTNER Isolde	ITA	Int1: 17.01 (19)	Int2: 48.21 (21)	Int3: 1:24.60 (44)	Fin: 1:39.94 (14)	I1-I2: 31.20 (22)	I2-I3: 36.39 (44)	I3-Fin: 15.34 (1)	0.22 0.82 2.46 1.36	34.02	Sp1: 81.69 (37)	Avg.: 90.05
18	JACQUEMOD Ingrid	FRA	Int1: 16.96 (8)	Int2: 48.10 (17)	Int3: 1:23.18 (13)	Fin: 1:39.89 (12)	I1-I2: 31.14 (19)	I2-I3: 35.08 (11)	I3-Fin: 16.71 (16)	0.17 0.71 1.04 1.31	32.79	Sp1: 82.44 (29)	Avg.: 90.10
19	CECCARELLI Daniela	ITA	Int1: 17.00 (17)	Int2: 48.14 (18)	Int3: 1:23.81 (27)	Fin: 1:40.52 (22)	I1-I2: 31.14 (19)	I2-I3: 35.08 (11)	I3-Fin: 16.71 (16)	0.21 1.67 1.94	48.25	Sp1: 81.69 (37)	Avg.: 89.53
20	OBERMOSER Brigitte	AUT	Int1: 16.83 (2)	Int2: 48.00 (12)	Int3: 1:23.45 (16)	Fin: 1:40.01 (15)	I1-I2: 31.17 (20)	I2-I3: 35.45 (25)	I3-Fin: 16.56 (8)	0.04 0.61 1.31 1.43	35.75	Sp1: 84.24 (7)	Avg.: 89.99



AUDI FIS SKI WORLD CUP 2003/04

4th LADIES DOWNHILL

PERFORMANCE ANALYSIS 2



Number of Competitors: 50

Bib	Name	Nation	Positions			Partials			Difference		Speed		
			Pos.	Time	Rank	Pos.	Time	Rank	Time	Dist(m)	Pos.	km/h	Rank
21	BORGHI Catherine	SUI	Int1: 16.98 (13)			I1-I2:			0.19		Sp1: 85.98 (1)		
			Int2:			I2-I3:			1.33				
			Int3: 1:23.47 (17)			I3-Fin:	16.66 (11)		1.55	38.70	Avg.: 89.88		
			Fin: 1:40.13 (17)										
22	BERTHOD Sylviane	SUI	Int1: 16.88 (3)			I1-I2:			0.09		Sp1: 85.30 (3)		
			Int2:			I2-I3:			0.82				
			Int3: 1:22.96 (7)			I3-Fin:	16.69 (14)		1.07	26.84	Avg.: 90.32		
			Fin: 1:39.65 (7)										
23	MENDES Jonna	USA	Int1: 17.14 (37)			I1-I2:	31.48 (30)		0.35		Sp1: 80.47 (46)		
			Int2: 48.62 (34)			I2-I3:	35.57 (31)		1.23				
			Int3: 1:24.19 (39)			I3-Fin:	17.14 (40)		2.05		Avg.: 88.82		
			Fin: 1:41.33 (38)						2.75	67.85			
24	RIESCH Maria	GER	Int1: 17.16 (42)			I1-I2:	31.57 (36)		0.37		Sp1: 82.69 (25)		
			Int2: 48.73 (37)			I2-I3:	35.22 (15)		1.34				
			Int3: 1:23.95 (33)			I3-Fin:	16.89 (28)		1.81		Avg.: 89.25		
			Fin: 1:40.84 (29)						2.26	56.03			
25	MEISSNITZER Alexandra	AUT	Int1: 17.14 (37)			I1-I2:	31.17 (20)		0.35		Sp1: 81.20 (42)		
			Int2: 48.31 (24)			I2-I3:	34.84 (6)		0.92				
			Int3: 1:23.15 (11)			I3-Fin:	16.45 (4)		1.01		Avg.: 90.36		
			Fin: 1:39.60 (6)						1.02	25.60			
26	CLARK Kirsten L	USA	Int1: 17.01 (19)			I1-I2:	30.91 (6)		0.22		Sp1: 82.69 (25)		
			Int2: 47.92 (7)			I2-I3:	34.60 (2)		0.53				
			Int3: 1:22.52 (2)			I3-Fin:	16.65 (10)		0.38		Avg.: 90.75		
			Fin: 1:39.17 (4)						0.59	14.87			
27	GERG Hilde	GER	Int1: 17.06 (28)			I1-I2:	30.83 (3)		0.27		Sp1: 83.07 (22)		
			Int2: 47.89 (3)			I2-I3:	34.66 (3)		0.50				
			Int3: 1:22.55 (3)			I3-Fin:	16.52 (6)		0.41		Avg.: 90.84		
			Fin: 1:39.07 (2)						0.49	12.36			
28	DORFMEISTER Michaela	AUT	Int1: 16.98 (13)			I1-I2:	30.92 (7)		0.19		Sp1: 84.11 (10)		
			Int2: 47.90 (5)			I2-I3:	34.70 (4)		0.51				
			Int3: 1:22.60 (5)			I3-Fin:	16.47 (5)		0.46		Avg.: 90.84		
			Fin: 1:39.07 (2)						0.49	12.36			
29	GOETSCHL Renate	AUT	Int1: 17.05 (27)			I1-I2:	30.55 (1)		0.26		Sp1: 83.98 (12)		
			Int2: 47.60 (2)			I2-I3:	34.54 (1)		0.21				
			Int3: 1:22.14 (1)			I3-Fin:	16.44 (2)		0.00		Avg.: 91.30		
			Fin: 1:38.58 (1)						0.00	0.00			
30	MONTILLET Carole	FRA	Int1: 16.91 (5)			I1-I2:	31.04 (14)		0.12		Sp1: 84.11 (10)		
			Int2: 47.95 (10)			I2-I3:	35.22 (15)		0.56				
			Int3: 1:23.17 (12)			I3-Fin:	16.73 (22)		1.03		Avg.: 90.09		
			Fin: 1:39.90 (13)						1.32	33.03			



AUDI FIS SKI WORLD CUP 2003/04
4th LADIES DOWNHILL
PERFORMANCE ANALYSIS 2



Number of Competitors: 50

Bib	Name	Nation	Positions			Partials			Difference		Speed		
			Pos.	Time	Rank	Pos.	Time	Rank	Time	Dist(m)	Pos.	km/h	Rank
31	PAERSON Anja	SWE	Int1: 16.92 (7)	Int2: 47.93 (8)	Int3: 1:23.94 (32)	Fin: 1:41.16 (35)	I1-I2: 31.01 (12)	I2-I3: 36.01 (40)	I3-Fin: 17.22 (46)	0.13 0.54 1.80 2.58	63.76	Sp1: 84.77 (4)	Avg.: 88.97
32	LEFRANCOIS Anne Marie	CAN	Int1: 16.90 (4)	Int2: 48.34 (25)	Int3: 1:24.06 (35)	Fin: 1:41.35 (39)	I1-I2: 31.44 (29)	I2-I3: 35.72 (34)	I3-Fin: 17.29 (47)	0.11 0.95 1.92 2.77	68.33	Sp1: 84.24 (7)	Avg.: 88.80
33	VANDERBEEK Kelly	CAN	Int1: 17.02 (23)	Int2: 48.57 (29)	Int3: 1:24.44 (40)	Fin: 1:41.56 (41)	I1-I2: 31.55 (34)	I2-I3: 35.87 (37)	I3-Fin: 17.12 (38)	0.23 1.18 2.30 2.98	73.36	Sp1: 83.20 (20)	Avg.: 88.62
34	KILDOW Lindsey C.	USA	Int1: 16.99 (15)	Int2: 47.99 (11)	Int3: 1:23.80 (26)	Fin: 1:40.52 (22)	I1-I2: 31.00 (11)	I2-I3: 35.81 (35)	I3-Fin: 16.72 (20)	0.20 0.60 1.66 1.94	48.25	Sp1: 83.20 (20)	Avg.: 89.53
35	PIEREN Tanja	SUI	Int1: 17.32 (48)	Int2: 49.23 (44)	Int3: 1:25.31 (47)	Fin: 1:42.52 (45)	I1-I2: 31.91 (44)	I2-I3: 36.08 (41)	I3-Fin: 17.21 (45)	0.53 1.84 3.17 3.94	96.08	Sp1: 80.11 (49)	Avg.: 87.79
36	AUFDENBLATTEN Fraenzi	SUI	Int1: 17.00 (17)	Int2: 47.89 (3)	Int3: 1:22.85 (6)	Fin: 1:39.65 (7)	I1-I2: 30.89 (4)	I2-I3: 34.96 (10)	I3-Fin: 16.80 (26)	0.21 0.50 0.71 1.07	26.84	Sp1: 83.85 (15)	Avg.: 90.32
37	SIMARD Genevieve	CAN	Int1: 16.96 (8)	Int2: 48.34 (25)	Int3: 1:23.61 (22)	Fin: 1:40.81 (27)	I1-I2: 31.38 (27)	I2-I3: 35.27 (19)	I3-Fin: 17.20 (43)	0.17 0.95 1.47 2.23	55.30	Sp1: 83.46 (18)	Avg.: 89.28
38	HARGIN Janette	SWE	Int1: 17.04 (26)	Int2: 48.59 (33)	Int3: 1:24.49 (42)	Fin: 1:41.49 (40)	I1-I2: 31.55 (34)	I2-I3: 35.90 (38)	I3-Fin: 17.00 (33)	0.25 1.20 2.35 2.91	71.68	Sp1: 82.82 (24)	Avg.: 88.68
39	ALPIGER Ella	SUI	Int1: 16.97 (10)	Int2: 48.27 (22)	Int3: 1:23.83 (30)	Fin: 1:40.82 (28)	I1-I2: 31.30 (25)	I2-I3: 35.56 (30)	I3-Fin: 16.99 (32)	0.18 0.88 1.69 2.24	55.54	Sp1: 82.44 (29)	Avg.: 89.27
40	ALCOTT Chimene	GBR	Int1: 17.06 (28)	Int2: 48.30 (23)	Int3: 1:23.82 (28)	Fin: 1:40.52 (22)	I1-I2: 31.24 (24)	I2-I3: 35.52 (29)	I3-Fin: 16.70 (15)	0.27 0.91 1.68 1.94	48.25	Sp1: 83.72 (17)	Avg.: 89.53



AUDI FIS SKI WORLD CUP 2003/04
4th LADIES DOWNHILL
PERFORMANCE ANALYSIS 2



Number of Competitors: 50

Bib	Name	Nation	Positions			Partials			Difference		Speed		
			Pos.	Time	Rank	Pos.	Time	Rank	Time	Dist(m)	Pos.	km/h	Rank
41	GIVELET Anne-Laure	FRA	Int1: 17.01 (19)	Int2: 48.58 (30)	Int3: 1:24.74 (45)	Fin: 1:41.88 (44)	I1-I2: 31.57 (36)	I2-I3: 36.16 (42)	I3-Fin: 17.14 (40)	0.22 1.19 2.60 3.30	80.98	Sp1: 81.81 (36)	Avg.: 88.34
42	LUDLOW Libby	USA	Int1: 17.18 (43)	Int2: 48.58 (30)	Int3: 1:23.69 (24)	Fin: 1:40.33 (18)	I1-I2: 31.40 (28)	I2-I3: 35.11 (12)	I3-Fin: 16.64 (9)	0.39 1.19 1.55 1.75	43.61	Sp1: 81.94 (35)	Avg.: 89.70
43	COLETTI Alexandra	ITA	Int1: 17.31 (47)	Int2: 48.88 (41)	Int3: 1:24.79 (46)	Fin: 1:41.79 (43)	I1-I2: 31.57 (36)	I2-I3: 35.91 (39)	I3-Fin: 17.00 (33)	0.52 1.49 2.65 3.21	78.84	Sp1: 82.69 (25)	Avg.: 88.42
44	OWENS Jenny	AUS	Int1: 17.34 (49)	Int2: 49.56 (45)	Int3: 1:25.98 (48)	Fin: 1:43.47 (47)	I1-I2: 32.22 (45)	I2-I3: 36.42 (45)	I3-Fin: 17.49 (48)	0.55 2.17 3.84 4.89	118.15	Sp1: 79.88 (50)	Avg.: 86.98
45	RECCHIA Lucia	ITA	Int1: 17.12 (33)	Int2: 48.01 (14)	Int3: 1:23.59 (21)	Fin: 1:40.69 (25)	I1-I2: 30.89 (4)	I2-I3: 35.58 (32)	I3-Fin: 17.10 (36)	0.33 0.62 1.45 2.11	52.39	Sp1: 82.56 (28)	Avg.: 89.38
46	LECHNER Martina	AUT	Int1: 16.99 (15)	Int2: 47.91 (6)	Int3: DNF	Fin: DNF	I1-I2: 30.92 (7)	I2-I3: DNF	I3-Fin: DNF	0.20 0.52		Sp1: 83.98 (12)	Avg.:
47	MEILLEUR Karine	FRA	Int1: 17.10 (32)	Int2: 48.02 (16)	Int3: 1:23.51 (19)	Fin: 1:41.27 (36)	I1-I2: 30.92 (7)	I2-I3: 35.49 (28)	I3-Fin: 17.76 (49)	0.31 0.63 1.37 2.69	66.41	Sp1: 84.24 (7)	Avg.: 88.87
48	HALTMAYR Petra	GER	Int1: 16.79 (1)	Int2: 47.39 (1)	Int3: 1:22.58 (4)	Fin: 1:39.78 (9)	I1-I2: 30.60 (2)	I2-I3: 35.19 (14)	I3-Fin: 17.20 (43)	0.00 0.00 0.44 1.20	30.07	Sp1: 85.98 (1)	Avg.: 90.20
49	FLEMMEN Andrine	NOR	Int1: 16.97 (10)	Int2: 48.01 (14)	Int3: 1:23.30 (15)	Fin: 1:40.48 (21)	I1-I2: 31.04 (14)	I2-I3: 35.29 (20)	I3-Fin: 17.18 (42)	0.18 0.62 1.16 1.90	47.27	Sp1: 84.63 (5)	Avg.: 89.57

**AUDI FIS SKI WORLD CUP 2003/04**

4th LADIES DOWNHILL

PERFORMANCE ANALYSIS 2**Number of Competitors: 50**

Bib	Name	Nation	Positions			Partials			Difference		Speed		
			Pos.	Time	Rank	Pos.	Time	Rank	Time	Dist(m)	Pos.	km/h	Rank
50	DUVILLARD Julie	FRA	Int1:	17.07	(30)	I1-I2:	31.36	(26)	0.28		Sp1:	82.19	(33)
			Int2:	48.43	(28)	I2-I3:	35.39	(23)	1.04				
			Int3:	1:23.82	(28)	I3-Fin:	17.11	(37)	1.68				
			Fin:	1:40.93	(32)				2.35	58.21	Avg.:	89.17	

LEGEND

Pos	Intermediate or Speed Position	Int1:	Intermediate 1	DNF	Did Not Finish	DQ	Disqualified
Avg.	Average Speed for the race	Int2:	Intermediate 2	Sp1:	Speed Trap 1	Fin:	Finish
Dist(m)	Distance behind the first	Int3:	Intermediate 3				



AUDI FIS SKI WORLD CUP



AUDI FIS SKI WORLD CUP 2003/04 AFTER 4th LADIES DOWNHILL DOWNHILL FIS WCSL LIST


Number of Competitors: 62

Rank	FIS Code	Name	Nation	5 DEC 2003 Lake Louise (CAN)				6 DEC 2003 Lake Louise (CAN)			Base - X + Y = WCSL-DH
				1	2	3	4	1	2	3	
1	55069	GOETSCHL Renate	AUT	20	60	100	100	413	184	280	509
2	195374	MONTILLET Carole	FRA	100	100	36	20	349	155	256	450
3	55198	DORFMEISTER Michaela	AUT	13	80	32	80	394	175	205	424
4	205117	GERG Hilde	GER	80	45	80	80	214	95	285	404
5	536138	CLARK Kirsten L	USA	60	18	15	50	316	140	143	319
6	55212	MEISSNITZER Alexandra	AUT	36	40	24	40	219	97	140	262
7	515409	BERTHOD Sylviane	SUI	50	3	29	36	136	60	118	194
8	206001	RIESCH Maria	GER	32	29	60	2	115	51	123	187
9	515098	REY BELLET Corinne	SUI	-	-	-	-	310	138	-	172
10	536477	MENDES Jonna	USA	15	22	45	-	153	68	82	167
11	515348	BORGHI Catherine	SUI	40	32	9	14	114	51	95	158
12	55261	OBERMOSER Brigitte	AUT	11	10	8	16	180	80	45	145
13	295136	CECCARELLI Daniela	ITA	45	-	11	9	136	60	65	141
14	105546	TURGEON Melanie	CAN	-	-	-	-	249	111	-	138
15	195671	JACQUEMOD Ingrid	FRA	1	1	22	22	153	68	46	131
16	536473	LALIVE Caroline	USA	26	-	-	45	90	40	71	121
17	295588	KOSTNER Isolde	ITA	2	24	2	18	118	52	46	112
18	515170	STYGER Nadia	SUI	1	20	50	24	20	9	95	106
19	205820	HUBER Isabelle	GER	18	13	16	-	73	32	47	88
20	105997	BRYDON Emily	CAN	6	50	10	15	4	2	81	83
21	295342	PUTZER Karen	ITA	-	-	-	-	143	64	-	79
22	385022	KOSTELIC Janica	CRO	-	-	-	-	136	60	-	76
23	55538	WIRTH Katja	AUT	14	1	3	11	81	36	29	74
24	55596	WILHELM Kathrin	AUT	-	15	20	5	55	24	40	71
25	205392	HAEUSL Regina	GER	-	7	20	-	78	35	27	70
26	205378	ERTL Martina	GER	-	5	-	26	67	30	31	68
27	295449	KLEON Barbara	ITA	11	40	14	-	-	-	65	65
28	55588	RUMPFHUBER Ingrid	AUT	29	26	-	-	6	3	55	58
29	515573	AUFDENBLATTEN Fraenzi	SUI	3	11	7	36	-	-	57	57
30	195503	SUCHET Melanie	FRA	12	13	7	-	36	16	32	52
31	515560	SCHILD Martina	SUI	-	-	40	-	20	9	40	51
32	55052	SCHNEIDER Tanja	AUT	-	-	26	12	3	1	38	40
33	565037	SUHADOLC Mojca	SLO	-	-	-	-	60	27	-	33





AUDI FIS SKI WORLD CUP



AUDI FIS SKI WORLD CUP 2003/04 AFTER 4th LADIES DOWNHILL DOWNHILL FIS WCSL LIST

Number of Competitors: 62

Rank	FIS Code	Name	Nation	5 DEC 2003 Lake Louise (CAN)				6 DEC 2003 Lake Louise (CAN)			20 DEC 2003 St. Moritz (SUI)		Base - X + Y = WCSL-DH
				1	2	3	4						
34	537544	KILDOW Lindsey C.	USA	4	16	-	9	3	1	29		31	
34	505632	LINDELL-VIKARBY Jessica	SWE	-	-	-	-	56	25	-		31	
36	205119	HALTMAYR Petra	GER	-	-	-	29	2	1	29		30	
37	225206	ALCOTT Chimene	GBR	9	9	-	9	-	-	27		27	
38	195837	MATTEL Magda	FRA	24	-	-	1	-	-	25		25	
38	106056	SIMARD Genevieve	CAN	-	7	14	4	-	-	25		25	
40	537545	MANCUSO Julia	USA	-	-	-	-	44	20	-		24	
41	515403	MUELLER Tamara	SUI	-	-	-	-	41	18	-		23	
42	195920	GIVELET Anne-Laure	FRA	22	-	-	-	-	-	22		22	
42	55290	HEREGGER Selina	AUT	16	-	-	-	11	5	16		22	
42	536884	LUDLOW Libby	USA	-	-	-	13	16	7	13		22	
45	515429	DUMERMUTH Monika	SUI	-	-	-	-	38	17	-		21	
46	505260	HARGIN Janette	SWE	8	-	1	-	19	8	9		20	
47	515496	IMLIG Corinne	SUI	-	-	-	-	35	16	-		19	
48	55691	SPONRING Christine	AUT	-	-	-	-	32	14	-		18	
49	105662	LEFRANCOIS Anne Marie	CAN	-	14	-	-	3	1	14		16	
50	425001	FLEMMEN Andrine	NOR	-	-	5	10	-	-	15		15	
51	295533	RECCHIA Lucia	ITA	-	-	-	6	14	6	6		14	
51	106402	VANDERBEEK Kelly	CAN	-	-	14	-	-	-	14		14	
53	537446	MCCARTY Bryna	USA	5	5	-	-	6	3	10		13	
54	195868	MEILLEUR Karine	FRA	-	-	-	-	22	10	-		12	
55	515478	ALPIGER Ella	SUI	7	-	-	3	1	-	10		11	
56	296217	COLETTI Alexandra	ITA	-	9	-	-	-	-	9		9	
57	535529	MONAHAN Kathleen	USA	-	-	-	-	14	6	-		8	
58	295463	BASSIS Patrizia	ITA	-	-	-	-	11	5	-		6	
58	55383	BLASER Karin	AUT	-	-	-	-	11	5	-		6	
58	536479	POWERS Alison	USA	-	2	-	-	8	4	2		6	
61	195311	DUVILLARD Julie	FRA	-	-	4	-	-	-	4		4	
62	485062	ZELENSKAJA Warwara	RUS	-	-	-	-	3	1	-		2	





AUDI FIS SKI WORLD CUP



AUDI FIS SKI WORLD CUP 2003/04 AFTER 4th LADIES DOWNHILL DOWNHILL FIS WCSL LIST

Number of Competitors per Nation until 60th position

AUT : 11	CAN : 5	CRO : 1	FRA : 6	GBR : 1	GER : 6
ITA : 7	NOR : 1	SLO : 1	SUI : 10	SWE : 2	USA : 9

LEGEND

Base Last season WCSL points
X (Base / number of planned races in the current season) * number of completed races in the current season
Y WC points won in the current season
WCSL-DH World Cup Start List points for Downhill

10-01-2004 / Veysonnaz (SUI) / S. Caterina Valfurva / 6158

Page 3/3

www.fis-ski.com

Generation Date: SAT 10 JAN 2004


Time: 12:55 Swatch Internet Time: @538

Document: 60A 1.0





AUDI FIS SKI WORLD CUP



AUDI FIS SKI WORLD CUP 2003/04 AFTER 4th LADIES DOWNHILL OVERALL FIS WCSL LIST

Number of Competitors: 137

Rank	FIS Code	Name	Nation	WCSL	DH	SL	GS	SG	K
1	505483	PAERSON Anja	SWE	1342	–	754 (1)	537 (1)	51 (28)	–
2	55069	GOETSCHL Renate	AUT	1171	509 (1)	7 (52)	108 (20)	547 (1)	–
3	55198	DORFMEISTER Michaela	AUT	1104	424 (3)	–	206 (12)	438 (3)	36 (13)
4	205378	ERTL Martina	GER	1074	68 (26)	304 (8)	335 (5)	247 (8)	120 (2)
5	385022	KOSTELIC Janica	CRO	1073	76 (22)	405 (3)	181 (14)	211 (10)	200 (1)
6	195374	MONTILLET Carole	FRA	1000	450 (2)	–	85 (27)	465 (2)	–
7	55212	MEISSNITZER Alexandra	AUT	931	262 (6)	–	270 (6)	399 (4)	–
8	55690	HOSP Nicole	AUT	895	–	389 (4)	426 (2)	–	80 (6)
9	536138	CLARK Kirsten L	USA	787	319 (5)	–	111 (18)	339 (5)	18 (19)
10	295342	PUTZER Karen	ITA	772	79 (21)	–	348 (4)	295 (7)	50 (10)
11	205117	GERG Hilde	GER	727	404 (4)	–	7 (48)	316 (6)	–
12	185140	POUTIAINEN Tanja	FIN	572	–	341 (5)	231 (9)	–	–
13	55590	SCHILD Marlies	AUT	514	–	456 (2)	8 (47)	–	50 (10)
14	515268	NEF Sonja	SUI	513	–	245 (11)	268 (7)	–	–
15	55261	OBERMOSER Brigitte	AUT	428	145 (12)	–	74 (31)	187 (12)	22 (17)
16	505187	OTTOSSON Anna	SWE	405	–	188 (13)	193 (13)	24 (44)	–
17	206001	RIESCH Maria	GER	383	187 (8)	46 (35)	5 (51)	40 (34)	105 (3)
18	295136	CECCARELLI Daniela	ITA	382	141 (13)	–	4 (54)	222 (9)	15 (22)
19	295445	KARBON Denise	ITA	373	–	3 (56)	370 (3)	–	–
20	536481	SCHLEPER Sarah	USA	358	–	178 (16)	180 (15)	–	–
21	536477	MENDES Jonna	USA	356	167 (10)	–	1 (62)	188 (11)	–
22	536473	LALIVE Caroline	USA	353	121 (16)	–	36 (36)	144 (15)	52 (9)
22	515098	REY BELLET Corinne	SUI	353	172 (9)	–	–	181 (13)	–
24	195249	PEQUEGNOT Laure	FRA	340	–	340 (6)	–	–	–
25	195377	PASCAL Christel	FRA	319	–	290 (9)	29 (38)	–	–
26	205636	BERGMANN-SCHMUDERER	GER	317	–	317 (7)	–	–	–
27	535825	KOZNICK Kristina	USA	314	–	246 (10)	68 (34)	–	–
28	55576	GOERGL Elisabeth	AUT	309	–	151 (19)	158 (16)	–	–
29	515370	OESTER Marlies	SUI	305	–	109 (21)	96 (25)	–	100 (4)
30	105546	TURGEON Melanie	CAN	290	138 (14)	–	–	152 (14)	–
31	295435	GIUS Nicole	ITA	277	–	179 (15)	98 (24)	–	–
32	495065	RIENDA CONTRERAS M.	SPA	263	–	9 (48)	254 (8)	–	–
33	515409	BERTHOD Sylviane	SUI	253	194 (7)	–	–	59 (25)	–
34	106056	SIMARD Genevieve	CAN	251	25 (38)	–	91 (26)	97 (18)	38 (12)
35	425001	FLEMMEN Andrine	NOR	244	15 (50)	–	215 (11)	14 (55)	–
36	195671	JACQUEMOD Ingrid	FRA	239	131 (15)	–	–	108 (16)	–





AUDI FIS SKI WORLD CUP



AUDI FIS SKI WORLD CUP 2003/04 AFTER 4th LADIES DOWNHILL OVERALL FIS WCSL LIST

Number of Competitors: 137

Rank	FIS Code	Name	Nation	WCSL	DH	SL	GS	SG	K
37	505084	NOWEN Ylva	SWE	235	-	132 (20)	103 (21)	-	-
38	565243	MAZE Tina	SLO	224	-	-	224 (10)	-	-
39	155415	ZAHROBSKA Sarka	CZE	216	-	159 (18)	2 (60)	-	55 (8)
40	295588	KOSTNER Isolde	ITA	215	112 (17)	-	-	103 (17)	-
41	515348	BORCHI Catherine	SUI	213	158 (11)	-	-	39 (37)	16 (20)
42	515573	AUFDENBLATTEN Fraenzi	SUI	204	57 (29)	-	72 (32)	59 (25)	16 (20)
43	55302	EGGER Sabine	AUT	192	-	192 (12)	-	-	-
44	105997	BRYDON Emily	CAN	188	83 (20)	-	-	81 (20)	24 (15)
45	205115	GERG Annemarie	GER	184	-	183 (14)	1 (62)	-	-
45	515170	STYGER Nadia	SUI	184	106 (18)	-	22 (42)	56 (27)	-
47	55539	BERGER Silvia	AUT	179	-	-	110 (19)	69 (24)	-
48	537545	MANCUSO Julia	USA	171	24 (40)	12 (47)	3 (56)	51 (28)	81 (5)
49	425051	ROGNMO Trine-bakke	NOR	169	-	169 (17)	-	-	-
49	55538	WIRTH Katja	AUT	169	74 (23)	-	-	81 (20)	14 (23)
51	296259	MOELGG Manuela	ITA	166	-	39 (37)	102 (23)	1 (64)	24 (15)
52	105741	FORSYTH Allison	CAN	160	-	3 (56)	157 (17)	-	-
53	55313	ROHREGGER Eveline	AUT	157	-	-	84 (29)	73 (22)	-
54	505632	LINDELL-VIKARBY Jessica	SWE	134	31 (34)	-	26 (41)	16 (51)	61 (7)
55	195503	SUCHET Melanie	FRA	125	52 (30)	-	-	73 (22)	-
56	565037	SUHADOLC Mojca	SLO	115	33 (33)	-	-	82 (19)	-
57	205820	HUBER Isabelle	GER	113	88 (19)	-	-	25 (42)	-
58	205392	HAEUSL Regina	GER	112	70 (25)	-	-	42 (32)	-
59	106022	JANYK Britt	CAN	110	-	25 (42)	85 (27)	-	-
60	355002	HEEB-BATLINER Birgit	LIE	103	-	-	103 (21)	-	-
61	55359	TRUPPE Karin	AUT	101	-	101 (22)	-	-	-
62	55691	SPONRING Christine	AUT	100	18 (48)	82 (25)	-	-	-
63	537772	STIEGLER Resi	USA	98	-	72 (28)	-	-	26 (14)
64	385027	FLEISS Nika	CRO	95	-	95 (23)	-	-	-
65	295449	KLEON Barbara	ITA	92	65 (27)	-	15 (45)	12 (56)	-
66	425458	VIKEN Line	NOR	89	-	89 (24)	-	-	-
67	55052	SCHNEIDER Tanja	AUT	84	40 (32)	-	5 (51)	39 (37)	-
68	55759	KIRCHGASSER Michaela	AUT	82	-	73 (27)	9 (46)	-	-
69	295265	CERESA Annalisa	ITA	81	-	81 (26)	-	-	-
70	296008	MERIGHETTI Daniela	ITA	79	-	9 (48)	70 (33)	-	-
71	55588	RUMPFHUBER Ingrid	AUT	78	58 (28)	-	-	20 (46)	-
72	425389	NILSEN Stina Hofgard	NOR	76	-	-	76 (30)	-	-





AUDI FIS SKI WORLD CUP



AUDI FIS SKI WORLD CUP 2003/04 AFTER 4th LADIES DOWNHILL OVERALL FIS WCSL LIST

Number of Competitors: 137

Rank	FIS Code	Name	Nation	WCSL	DH	SL	GS	SG	K
72	55596	WILHELM Kathrin	AUT	76	71 (24)	–	–	5 (60)	–
74	505271	EKMAN Susanne	SWE	75	–	72 (28)	3 (56)	–	–
75	225206	ALCOTT Chimene	GBR	74	27 (37)	–	6 (49)	41 (33)	–
76	515403	MUELLER Tamara	SUI	70	23 (41)	–	–	47 (30)	–
77	515560	SCHILD Martina	SUI	69	51 (31)	–	–	18 (49)	–
78	195837	MATTEL Magda	FRA	65	25 (38)	–	–	40 (34)	–
79	515092	GRUENENFELDER Corina	SUI	63	–	63 (30)	–	–	–
79	705287	ZUZULOVA Veronika	SVK	63	–	63 (30)	–	–	–
81	536884	LUDLOW Libby	USA	58	22 (42)	–	–	36 (39)	–
82	295533	RECCHIA Lucia	ITA	54	14 (51)	–	–	40 (34)	–
83	295738	BACHMANN Silke	ITA	53	–	9 (48)	44 (35)	–	–
83	185058	RAITA Henna	FIN	53	–	53 (32)	–	–	–
85	415069	RIEGLER Claudia	NZE	49	–	49 (33)	–	–	–
85	195215	VIDAL Vanessa	FRA	49	–	49 (33)	–	–	–
87	505260	HARGIN Janette	SWE	47	20 (46)	–	–	27 (40)	–
87	55339	LECHNER Martina	AUT	47	–	–	–	47 (30)	–
89	505610	BORSSEN Therese	SWE	46	–	46 (35)	–	–	–
90	565207	DABIC Lea	SLO	43	–	21 (44)	–	–	22 (17)
91	195920	GIVELET Anne-Laure	FRA	41	22 (42)	–	–	19 (47)	–
92	205119	HALTMAYR Petra	GER	40	30 (36)	–	–	10 (58)	–
93	515429	DUMERMUTH Monika	SUI	39	21 (45)	–	–	18 (49)	–
94	55290	HEREGGER Selina	AUT	38	22 (42)	–	–	16 (51)	–
95	425380	BREMSETH Lisa	NOR	37	–	37 (38)	–	–	–
96	515095	KUMMER Lilian	SUI	33	–	–	33 (37)	–	–
96	565097	PRETNAR Spela	SLO	33	–	32 (39)	1 (62)	–	–
98	537544	KILDOW Lindsey C.	USA	31	31 (34)	–	–	–	–
99	155047	ZAKOURILOVA Petra	CZE	30	–	30 (40)	–	–	–
100	295927	PLANATSCHER Maddalena	ITA	29	–	–	29 (38)	–	–
101	495318	RUIZ CASTILLO Carolina	SPA	28	–	–	2 (60)	26 (41)	–
102	425359	BERNTSEN Hedda	NOR	27	–	27 (41)	–	–	–
102	535529	MONAHAN Kathleen	USA	27	8 (57)	–	–	19 (47)	–
102	195931	PELTIER Audrey	FRA	27	–	–	27 (40)	–	–
105	515478	ALPIGER Ella	SUI	26	11 (55)	–	–	15 (54)	–
105	485062	ZELENSKAJA Warwara	RUS	26	2 (62)	–	–	24 (44)	–
107	515166	PIEREN Tanja	SUI	25	–	–	–	25 (42)	–
108	195868	MEILLEUR Karine	FRA	24	12 (54)	–	–	12 (56)	–





AUDI FIS SKI WORLD CUP



AUDI FIS SKI WORLD CUP 2003/04 AFTER 4th LADIES DOWNHILL OVERALL FIS WCSL LIST

Number of Competitors: 137

Rank	FIS Code	Name	Nation	WCSL	DH	SL	GS	SG	K
108	55388	RAICH Carina	AUT	24	-	24 (43)	-	-	-
110	295463	BASSIS Patrizia	ITA	22	6 (58)	-	-	16 (51)	-
111	385032	JELUSIC Ana	CRO	21	-	15 (46)	6 (49)	-	-
112	105662	LEFRANCOIS Anne Marie	CAN	20	16 (49)	-	-	4 (61)	-
113	425443	BIRKELUND Karina	NOR	19	-	19 (45)	-	-	-
113	296217	COLETTI Alexandra	ITA	19	9 (56)	-	-	10 (58)	-
113	515496	IMLIG Corinne	SUI	19	19 (47)	-	-	-	-
116	195927	LAZIER Laurence	FRA	17	-	-	17 (43)	-	-
117	565109	DOVZAN Alenka	SLO	16	-	-	16 (44)	-	-
118	106402	VANDERBEEK Kelly	CAN	14	14 (51)	-	-	-	-
119	537446	MCCARTY Bryna	USA	13	13 (53)	-	-	-	-
120	195311	DUVILLARD Julie	FRA	9	4 (61)	-	5 (51)	-	-
120	305287	HIROI Noriyo	JPN	9	-	9 (48)	-	-	-
122	305092	KASHIWAGI Kumiko	JPN	7	-	7 (52)	-	-	-
122	296073	MORANDINI Claudia	ITA	7	-	7 (52)	-	-	-
124	55383	BLASER Karin	AUT	6	6 (58)	-	-	-	-
124	536479	POWERS Alison	USA	6	6 (58)	-	-	-	-
126	565004	BOKAL Natasa	SLO	5	-	5 (55)	-	-	-
127	515534	DICHT Erika	SUI	4	-	-	4 (54)	-	-
127	295462	MAJ Chiara	ITA	4	-	-	-	4 (61)	-
129	505335	HULTDIN Malin	SWE	3	-	3 (56)	-	-	-
129	515766	SUTER Fabienne	SUI	3	-	-	3 (56)	-	-
129	295807	VIERIN Sonia	ITA	3	-	-	3 (56)	-	-
132	195912	DE LEYMARIE Florine	FRA	2	-	2 (59)	-	-	-
132	295800	TAGLIABUE Elena	ITA	2	-	-	-	2 (63)	-
134	485217	ALIEVA Olesja	RUS	1	-	-	1 (62)	-	-
134	195193	DUVILLARD Kristina	FRA	1	-	-	1 (62)	-	-
134	495107	GALINDO SANTOLARIA Ana	SPA	1	-	-	1 (62)	-	-
134	195291	PELLAT-FINET Caroline	FRA	1	-	-	1 (62)	-	-

LEGEND

GS Giant Slalom points **SG** Super-G points **DH** Downhill points **WCSL** Overall points **SL** Slalom points
K Combined points

10-01-2004 / Veysonnaz (SUI) / S. Caterina Valfurva / 6158

Page 4/4

www.fis-ski.com

Generation Date: SAT 10 JAN 2004

Time: 12:55 Swatch Internet Time: @538

Document: 60B 1.0





AUDI FIS SKI WORLD CUP



AUDI FIS SKI WORLD CUP 2003/04 4th LADIES DOWNHILL DOWNHILL FIS WORLD CUP STANDINGS

Number of Competitors: 46

Rank	FIS Code	Name	Nation	5 DEC 2003 Lake Louise (CAN)				WC-DH	Diff.
				1	2	3	4		
1	205117	GERG Hilde	GER	80	45	80	80	285	
2	55069	GOETSCHL Renate	AUT	20	60	100	100	280	- 5
3	195374	MONTILLET Carole	FRA	100	100	36	20	256	- 29
4	55198	DORFMEISTER Michaela	AUT	13	80	32	80	205	- 80
5	536138	CLARK Kirsten L	USA	60	18	15	50	143	- 142
6	55212	MEISSNITZER Alexandra	AUT	36	40	24	40	140	- 145
7	206001	RIESCH Maria	GER	32	29	60	2	123	- 162
8	515409	BERTHOD Sylviane	SUI	50	3	29	36	118	- 167
9	515348	BORGI Catherine	SUI	40	32	9	14	95	- 190
9	515170	STYGER Nadia	SUI	1	20	50	24	95	- 190
11	536477	MENDES Jonna	USA	15	22	45	-	82	- 203
12	105997	BRYDON Emily	CAN	6	50	10	15	81	- 204
13	536473	LALIVE Caroline	USA	26	-	-	45	71	- 214
14	295136	CECCARELLI Daniela	ITA	45	-	11	9	65	- 220
14	295449	KLEON Barbara	ITA	11	40	14	-	65	- 220
16	515573	AUFDENBLATTEN Fraenzi	SUI	3	11	7	36	57	- 228
17	55588	RUMPFHUBER Ingrid	AUT	29	26	-	-	55	- 230
18	205820	HUBER Isabelle	GER	18	13	16	-	47	- 238
19	195671	JACQUEMOD Ingrid	FRA	1	1	22	22	46	- 239
19	295588	KOSTNER Isolde	ITA	2	24	2	18	46	- 239
21	55261	OBERMOSER Brigitte	AUT	11	10	8	16	45	- 240
22	515560	SCHILD Martina	SUI	-	-	40	-	40	- 245
22	55596	WILHELM Kathrin	AUT	-	15	20	5	40	- 245
24	55052	SCHNEIDER Tanja	AUT	-	-	26	12	38	- 247
25	195503	SUCHET Melanie	FRA	12	13	7	-	32	- 253
26	205378	ERTL Martina	GER	-	5	-	26	31	- 254
27	205119	HALTMAYR Petra	GER	-	-	-	29	29	- 256
27	537544	KILDOW Lindsey C.	USA	4	16	-	9	29	- 256
27	55538	WIRTH Katja	AUT	14	1	3	11	29	- 256
30	225206	ALCOTT Chimene	GBR	9	9	-	9	27	- 258
30	205392	HAEUSL Regina	GER	-	7	20	-	27	- 258
32	195837	MATTEL Magda	FRA	24	-	-	1	25	- 260
32	106056	SIMARD Genevieve	CAN	-	7	14	4	25	- 260





AUDI FIS SKI WORLD CUP



AUDI FIS SKI WORLD CUP 2003/04 4th LADIES DOWNHILL DOWNHILL FIS WORLD CUP STANDINGS

5 DEC 2003 Lake Louise (CAN)
6 DEC 2003 Lake Louise (CAN)
20 DEC 2003 St. Moritz (SUI)
10 JAN 2004 Veysonnaz (SUI)

Number of Competitors: 46

Rank	FIS Code	Name	Nation	1	2	3	4	WC-DH	Diff.
34	195920	GIVELET Anne-Laure	FRA	22	-	-	-	22	- 263
35	55290	HEREGGER Selina	AUT	16	-	-	-	16	- 269
36	425001	FLEMMEN Andrine	NOR	-	-	5	10	15	- 270
37	105662	LEFRANCOIS Anne Marie	CAN	-	14	-	-	14	- 271
37	106402	VANDERBEEK Kelly	CAN	-	-	14	-	14	- 271
39	536884	LUDLOW Libby	USA	-	-	-	13	13	- 272
40	515478	ALPIGER Ella	SUI	7	-	-	3	10	- 275
40	537446	MCCARTY Bryna	USA	5	5	-	-	10	- 275
42	296217	COLETTI Alexandra	ITA	-	9	-	-	9	- 276
42	505260	HARGIN Janette	SWE	8	-	1	-	9	- 276
44	295533	RECCHIA Lucia	ITA	-	-	-	6	6	- 279
45	195311	DUVILLARD Julie	FRA	-	-	4	-	4	- 281
46	536479	POWERS Alison	USA	-	2	-	-	2	- 283

LEGEND

WC-DH World Cup points for Downhill Diff. Points Difference

10-01-2004 / Veysonnaz (SUI) / S. Caterina Valfurva / 6158

Page 2/2

www.fis-ski.com

Generation Date: SAT 10 JAN 2004

Time: 12:55 Swatch Internet Time: @538

Document: 25A 1.0





AUDI FIS SKI WORLD CUP



AUDI FIS SKI WORLD CUP 2003/04

4th LADIES DOWNHILL

OVERALL FIS WORLD CUP STANDINGS

Number of Competitors: 101

Rank	FIS Code	Name	Nation	Points	DH	SL	GS	SG	K
					4 races	5 races	4 races	2 races	
1	505483	PAERSON Anja	SWE	739	–	480 (1)	230 (2)	29 (16)	–
2	55069	GOETSCHL Renate	AUT	573	280 (2)	7 (39)	106 (11)	180 (1)	–
3	55690	HOSP Nicole	AUT	506	–	246 (2)	260 (1)	–	–
4	205378	ERTL Martina	GER	432	31 (26)	190 (4)	182 (4)	29 (16)	–
5	55198	DORFMEISTER Michaela	AUT	393	205 (4)	–	48 (22)	140 (2)	–
6	195374	MONTILLET Carole	FRA	392	256 (3)	–	54 (20)	82 (6)	–
7	205117	GERG Hilde	GER	390	285 (1)	–	–	105 (3)	–
8	55212	MEISSNITZER Alexandra	AUT	370	140 (6)	–	127 (7)	103 (4)	–
9	536138	CLARK Kirsten L	USA	307	143 (5)	–	74 (15)	90 (5)	–
10	185140	POUTIAINEN Tanja	FIN	284	–	145 (7)	139 (5)	–	–
11	55590	SCHILD Marlies	AUT	253	–	245 (3)	8 (35)	–	–
12	515268	NEF Sonja	SUI	231	–	143 (8)	88 (12)	–	–
13	55576	GOERGL Elisabeth	AUT	220	–	95 (16)	125 (8)	–	–
14	536481	SCHLEPER Sarah	USA	195	–	85 (17)	110 (9)	–	–
15	505187	OTTOSSON Anna	SWE	193	–	105 (11)	88 (12)	–	–
16	205636	BERGMANN-SCHMUDERER	GER	185	–	185 (5)	–	–	–
17	295445	KARBON Denise	ITA	184	–	–	184 (3)	–	–
18	206001	RIESCH Maria	GER	180	123 (7)	35 (30)	–	22 (20)	–
19	535825	KOZNICK Kristina	USA	169	–	140 (9)	29 (27)	–	–
20	515170	STYGER Nadia	SUI	160	95 (9)	–	20 (32)	45 (9)	–
21	195249	PEQUEGNOT Laure	FRA	152	–	152 (6)	–	–	–
22	495065	RIENDA CONTRERAS M.	SPA	136	–	–	136 (6)	–	–
23	195377	PASCAL Christel	FRA	123	–	100 (12)	23 (31)	–	–
24	515409	BERTHOD Sylviane	SUI	122	118 (8)	–	–	4 (40)	–
25	515370	OESTER Marlies	SUI	121	–	48 (25)	73 (16)	–	–
26	536473	LALIVE Caroline	USA	116	71 (13)	–	3 (42)	42 (10)	–
27	515348	BORGHI Catherine	SUI	115	95 (9)	–	–	20 (21)	–
28	425001	FLEMMEN Andrine	NOR	114	15 (36)	–	85 (14)	14 (28)	–
28	295435	GIUS Nicole	ITA	114	–	47 (27)	67 (19)	–	–
30	155415	ZAHROBSKA Sarka	CZE	108	–	106 (10)	2 (44)	–	–
31	565243	MAZE Tina	SLO	107	–	–	107 (10)	–	–
32	515573	AUFDENBLATTEN Fraenzi	SUI	104	57 (16)	–	44 (23)	3 (42)	–
32	105997	BRYDON Emily	CAN	104	81 (12)	–	–	23 (19)	–
34	205115	GERG Annemarie	GER	100	–	100 (12)	–	–	–
35	55302	EGGER Sabine	AUT	96	–	96 (14)	–	–	–
35	425051	ROGNMO Trine-bakke	NOR	96	–	96 (14)	–	–	–





AUDI FIS SKI WORLD CUP



AUDI FIS SKI WORLD CUP 2003/04

4th LADIES DOWNHILL

OVERALL FIS WORLD CUP STANDINGS


Number of Competitors: 101

Rank	FIS Code	Name	Nation	Points	DH	SL	GS	SG	K
					4 races	5 races	4 races	2 races	
37	195671	JACQUEMOD Ingrid	FRA	92	46 (19)	–	–	46 (7)	–
38	295449	KLEON Barbara	ITA	82	65 (14)	–	15 (33)	2 (43)	–
38	536477	MENDES Jonna	USA	82	82 (11)	–	–	–	–
40	195503	SUCHET Melanie	FRA	78	32 (25)	–	–	46 (7)	–
41	296259	MOELGG Manuela	ITA	76	–	8 (38)	68 (18)	–	–
42	55588	RUMPFHUBER Ingrid	AUT	73	55 (17)	–	–	18 (23)	–
43	295342	PUTZER Karen	ITA	72	–	–	72 (17)	–	–
44	225206	ALCOTT Chimene	GBR	71	27 (30)	–	6 (39)	38 (14)	–
44	55539	BERGER Silvia	AUT	71	–	–	39 (24)	32 (15)	–
44	106056	SIMARD Genevieve	CAN	71	25 (32)	–	39 (24)	7 (35)	–
44	55538	WIRTH Katja	AUT	71	29 (27)	–	–	42 (10)	–
48	295136	CECCARELLI Daniela	ITA	70	65 (14)	–	–	5 (39)	–
48	295588	KOSTNER Isolde	ITA	70	46 (19)	–	–	24 (18)	–
50	195837	MATTEL Magda	FRA	65	25 (32)	–	–	40 (12)	–
50	425458	VIKEN Line	NOR	65	–	65 (18)	–	–	–
52	705287	ZUZULOVA Veronika	SVK	63	–	63 (19)	–	–	–
53	55759	KIRCHGASSER Michaela	AUT	62	–	53 (24)	9 (34)	–	–
54	385027	FLEISS Nika	CRO	60	–	60 (20)	–	–	–
54	205820	HUBER Isabelle	GER	60	47 (18)	–	–	13 (29)	–
54	55261	OBERMOSER Brigitte	AUT	60	45 (21)	–	7 (37)	8 (34)	–
54	537772	STIEGLER Resi	USA	60	–	60 (20)	–	–	–
58	515560	SCHILD Martina	SUI	58	40 (22)	–	–	18 (23)	–
58	55691	SPONRING Christine	AUT	58	–	58 (22)	–	–	–
60	55359	TRUPPE Karin	AUT	55	–	55 (23)	–	–	–
61	105741	FORSYTH Allison	CAN	54	–	–	54 (20)	–	–
62	295265	CERESA Annalisa	ITA	48	–	48 (25)	–	–	–
63	505610	BORSSEN Therese	SWE	46	–	46 (28)	–	–	–
64	55052	SCHNEIDER Tanja	AUT	44	38 (24)	–	–	6 (38)	–
65	205392	HAEUSL Regina	GER	43	27 (30)	–	–	16 (26)	–
66	55596	WILHELM Kathrin	AUT	41	40 (22)	–	–	1 (44)	–
67	55339	LECHNER Martina	AUT	40	–	–	–	40 (12)	–
68	195920	GIVELET Anne-Laure	FRA	39	22 (34)	–	–	17 (25)	–
68	205119	HALTMAYR Petra	GER	39	29 (27)	–	–	10 (32)	–
70	185058	RAITA Henna	FIN	37	–	37 (29)	–	–	–
71	515092	GRUENENFELDER Corina	SUI	33	–	33 (31)	–	–	–
72	296008	MERIGHETTI Daniela	ITA	30	–	–	30 (26)	–	–





AUDI FIS SKI WORLD CUP



AUDI FIS SKI WORLD CUP 2003/04

4th LADIES DOWNHILL

OVERALL FIS WORLD CUP STANDINGS

Number of Competitors: 101

Rank	FIS Code	Name	Nation	Points	DH	SL	GS	SG	K
					4 races	5 races	4 races	2 races	
73	537544	KILDOW Lindsey C.	USA	29	29 (27)	–	–	–	–
73	515095	KUMMER Lilian	SUI	29	–	–	29 (27)	–	–
75	295738	BACHMANN Silke	ITA	28	–	–	28 (29)	–	–
76	505271	EKMAN Susanne	SWE	27	–	27 (32)	–	–	–
76	195931	PELTIER Audrey	FRA	27	–	–	27 (30)	–	–
78	515478	ALPIGER Ella	SUI	25	10 (40)	–	–	15 (27)	–
78	155047	ZAKOURILOVA Petra	CZE	25	–	25 (33)	–	–	–
80	505260	HARGIN Janette	SWE	20	9 (42)	–	–	11 (30)	–
80	515166	PIEREN Tanja	SUI	20	–	–	–	20 (21)	–
82	425443	BIRKELUND Karina	NOR	19	–	19 (34)	–	–	–
82	296217	COLETTI Alexandra	ITA	19	9 (42)	–	–	10 (32)	–
84	105662	LEFRANCOIS Anne Marie	CAN	18	14 (37)	–	–	4 (40)	–
84	537545	MANCUSO Julia	USA	18	–	4 (42)	3 (42)	11 (30)	–
86	55290	HEREGGER Selina	AUT	16	16 (35)	–	–	–	–
87	385032	JELUSIC Ana	CRO	15	–	15 (35)	–	–	–
88	106402	VANDERBEEK Kelly	CAN	14	14 (37)	–	–	–	–
89	536884	LUDLOW Libby	USA	13	13 (39)	–	–	–	–
89	295533	RECCHIA Lucia	ITA	13	6 (44)	–	–	7 (35)	–
91	537446	MCCARTY Bryna	USA	10	10 (40)	–	–	–	–
92	425380	BREMSETH Lisa	NOR	9	–	9 (36)	–	–	–
92	195311	DUVILLARD Julie	FRA	9	4 (45)	–	5 (40)	–	–
92	305287	HIROI Noriyo	JPN	9	–	9 (36)	–	–	–
95	106022	JANYK Britt	CAN	8	–	–	8 (35)	–	–
96	305092	KASHIWAGI Kumiko	JPN	7	–	7 (39)	–	–	–
96	195868	MEILLEUR Karine	FRA	7	–	–	–	7 (35)	–
96	295927	PLANATSCHER Maddalena	ITA	7	–	–	7 (37)	–	–
99	195215	VIDAL Vanessa	FRA	6	–	6 (41)	–	–	–
100	195927	LAZIER Laurence	FRA	5	–	–	5 (40)	–	–
101	536479	POWERS Alison	USA	2	2 (46)	–	–	–	–

LEGEND

GS Giant Slalom points SG Super-G points DH Downhill points Points Overall points SL Slalom points
K Combined points

10-01-2004 / Veysonnaz (SUI) / S. Caterina Valfurva / 6158

Page 3/3

www.fis-ski.com

Generation Date: SAT 10 JAN 2004

Time: 12:55 Swatch Internet Time: @538

Document: 25B 1.0





AUDI FIS SKI WORLD CUP



AUDI FIS SKI WORLD CUP 2003/04

4th LADIES DOWNHILL

WOMEN FIS NATION CUP

Number of Nations: 17

Place	Nation	Points	Diff.	DH	SL	GS	SG	K
1	AUT Austria	3002		848	855	729	570	-
2	GER Germany	1429	- 1573	542	510	182	195	-
3	SWE Sweden	1025	- 1977	9	658	318	40	-
4	SUI Switzerland	1018	- 1984	415	224	254	125	-
5	USA United States of America	1001	- 2001	350	289	219	143	-
6	FRA France	995	- 2007	385	258	114	238	-
7	ITA Italy	813	- 2189	191	103	471	48	-
8	FIN Finland	321	- 2681	-	182	139	-	-
9	NOR Norway	303	- 2699	15	189	85	14	-
10	CAN Canada	269	- 2733	134	-	101	34	-
11	SPA Spain	136	- 2866	-	-	136	-	-
12	CZE Czech Republic	133	- 2869	-	131	2	-	-
13	SLO Slovenia	107	- 2895	-	-	107	-	-
14	CRO Croatia	75	- 2927	-	75	-	-	-
15	GBR Great Britain	71	- 2931	27	-	6	38	-
16	SVK Slovakia	63	- 2939	-	63	-	-	-
17	JPN Japan	16	- 2986	-	16	-	-	-





AUDI FIS SKI WORLD CUP



AUDI FIS SKI WORLD CUP 2003/04 4th LADIES DOWNHILL FIS OVERALL NATION CUP


Number of Nations: 19

Place	Nation	Overall			DH Points			SL Points			GS Points			SG Points			K Points		
		M+W	M	W	M+W	M	W	M+W	M	W	M+W	M	W	M+W	M	W	M+W	M	W
1	AUT	7046	4044	3002	2268	1420	848	1500	645	855	1766	1037	729	1512	942	570	-	-	-
2	ITA	2191	1378	813	347	156	191	468	365	103	1202	731	471	174	126	48	-	-	-
3	USA	1833	832	1001	577	227	350	366	77	289	589	370	219	301	158	143	-	-	-
4	SUI	1824	806	1018	693	278	415	326	102	224	434	180	254	371	246	125	-	-	-
5	FRA	1767	772	995	687	302	385	344	86	258	486	372	114	250	12	238	-	-	-
6	GER	1551	122	1429	571	29	542	597	87	510	182	-	182	201	6	195	-	-	-
7	NOR	1472	1169	303	278	263	15	311	122	189	443	358	85	440	426	14	-	-	-
8	SWE	1402	377	1025	91	82	9	796	138	658	390	72	318	125	85	40	-	-	-
9	FIN	793	472	321	-	-	-	390	208	182	403	264	139	-	-	-	-	-	-
10	CAN	568	299	269	215	81	134	30	30	-	207	106	101	116	82	34	-	-	-
11	CRO	251	176	75	-	-	-	175	100	75	62	62	-	14	14	-	-	-	-
12	SLO	235	128	107	27	27	-	90	90	-	118	11	107	-	-	-	-	-	-
13	SPA	136	-	136	-	-	-	-	-	-	136	-	136	-	-	-	-	-	-
14	CZE	133	-	133	-	-	-	131	-	131	2	-	2	-	-	-	-	-	-
15	LIE	113	113	-	41	41	-	-	-	-	10	10	-	62	62	-	-	-	-
16	GBR	108	37	71	27	-	27	37	37	-	6	-	6	38	-	38	-	-	-
17	SVK	63	-	63	-	-	-	63	-	63	-	-	-	-	-	-	-	-	-
18	JPN	38	22	16	-	-	-	38	22	16	-	-	-	-	-	-	-	-	-
19	AUS	10	10	-	3	3	-	-	-	-	-	-	-	7	7	-	-	-	-





AUDI FIS SKI WORLD CUP



AUDI FIS SKI WORLD CUP 2003/04

AFTER 4th LADIES DOWNHILL

MANUFACTURERS STANDINGS WOMEN presented by "DIE PRESSE"

Number of Manufacturers: 9

Place	Manufacturer	Points	Diff.	DH	SL	GS	SG	K
1	SALOMON	1855		455	660	515	225	-
2	VÖLKL	1675	- 180	405	660	405	205	-
3	ROSSIGNOL	865	- 990	200	145	470	50	-
4	FISCHER	345	- 1510	195	-	60	90	-
5	BLIZZARD	340	- 1515	160	-	-	180	-
6	DYNASTAR	305	- 1550	85	130	50	40	-
7	ATOMIC	200	- 1655	-	200	-	-	-
8	HEAD	100	- 1755	60	40	-	-	-
9	NORDICA	50	- 1805	-	50	-	-	-





AUDI FIS SKI WORLD CUP



AUDI FIS SKI WORLD CUP 2003/04

AFTER 4th LADIES DOWNHILL

MANUFACTURERS STANDINGS OVERALL presented by "DIE PRESSE"

Number of Manufacturers: 9

Place	Manufacturer	Overall			DH Points			SL Points			GS Points			SG Points			K Points		
		M+W	M	W	M+W	M	W	M+W	M	W	M+W	M	W	M+W	M	W	M+W	M	W
1	ATOMIC	3535	3335	200	1345	1345	-	500	300	200	795	795	-	895	895	-	-	-	-
2	SALOMON	2545	690	1855	505	50	455	760	100	660	1055	540	515	225	-	225	-	-	-
3	VÖLKL	1960	285	1675	405	-	405	945	285	660	405	-	405	205	-	205	-	-	-
4	ROSSIGNOL	1255	390	865	200	-	200	145	-	145	860	390	470	50	-	50	-	-	-
5	DYNASTAR	770	465	305	165	80	85	130	-	130	200	150	50	275	235	40	-	-	-
6	FISCHER	555	210	345	195	-	195	210	210	-	60	-	60	90	-	90	-	-	-
7	BLIZZARD	340	-	340	160	-	160	-	-	-	-	-	-	180	-	180	-	-	-
8	NORDICA	240	190	50	-	-	-	240	190	50	-	-	-	-	-	-	-	-	-
9	HEAD	185	85	100	105	45	60	80	40	40	-	-	-	-	-	-	-	-	-

