

FIS ALPINE WORLD SKI CHAMPIONSHIPS – BORMIO 2005

LADIES SUPER-G

ALPHABETICAL LIST OF COMPETITORS

Number of Competitors: 45

Nation	FIS Code	Name	FIS Points (January 2005 List)							
			DH		SL		GS		SG	
AUT	55539	BERGER Silvia	10.78	(48)	78.86	(1185)	8.64	(39)	3.81	(7)
	55198	DORFMEISTER Michaela	2.03	(3)	56.83	(691)	4.05	(9)	1.46	(2)
	55750	FISCHBACHER Andrea	12.97	(53)	15.87	(80)	13.62	(72)	6.00	(31)
	55069	GOETSCHL Renate	0.00	(1)	27.94	(182)	5.29	(19)	0.00	(1)
	55212	MEISSNITZER Alexandra	4.88	(12)	103.39	(1853)	5.13	(18)	2.96	(5)
CAN	105997	BRYDON Emily	4.94	(14)	26.83	(168)	13.67	(75)	5.51	(24)
	105741	FORSYTH Allison	156.69	(785)	33.56	(268)	4.65	(13)	13.59	(45)
	106056	SIMARD Genevieve	11.66	(51)	65.50	(876)	4.61	(12)	5.34	(22)
	106402	VANDERBEEK Kelly	11.57	(50)	38.84	(348)	18.90	(125)	5.99	(30)
CHI	115040	IRARRAZABAL Anita	127.33	(625)	230.62	(3618)	59.79	(845)	65.01	(469)
CZE	155333	HRSTKOVA Lucie	104.59	(501)	24.54	(151)	19.57	(131)	27.61	(115)
EST	395010	NURMBERG Tiiu	243.53	(1123)	48.88	(526)	49.32	(622)	71.07	(547)
FRA	195671	JACQUEMOD Ingrid	4.05	(9)	167.57	(3014)	9.00	(42)	4.83	(15)
	195837	MATTEL Magda	10.20	(47)	258.94	(3739)	27.45	(227)	13.50	(44)
	195374	MONTILLET-CARLES Carole	2.29	(4)	232.25	(3627)	14.02	(78)	2.98	(6)
GBR	225206	ALCOTT Chemmy	10.12	(46)	19.77	(104)	21.89	(171)	16.56	(52)
GER	205378	ERTL Martina	7.46	(34)	4.82	(15)	3.67	(6)	3.91	(8)
	205117	GERG Hilde	1.02	(2)	62.53	(816)	18.51	(121)	1.66	(3)
	205119	HALTMAYR Petra	4.90	(13)	79.93	(1213)	21.98	(172)	5.47	(23)
ITA	296729	FANCHINI Nadia	17.38	(69)	24.15	(148)	12.31	(61)	9.96	(37)
	295588	KOSTNER Isolde	3.85	(8)	–		21.00	(159)	5.75	(26)
	295342	PUTZER Karen	8.98	(41)	38.53	(340)	3.30	(5)	5.23	(20)
	295533	RECCHIA Lucia	19.79	(74)	129.86	(2397)	11.90	(58)	4.15	(12)
LIE	355034	SCHAEDLER Sarah	60.74	(227)	35.15	(293)	14.62	(84)	31.94	(145)
	355050	WEIRATHER Tina	–		66.34	(890)	38.57	(436)	33.61	(154)
NOR	425579	MEISINGSET Cathrine	50.59	(181)	60.23	(771)	16.12	(95)	51.36	(307)

30-01-2005 / Santa Caterina (ITA) / 5784

Page 1/2

Data Processing by SWATCH

www.fis-ski.com

SWATCH Timing

Generation Date: SAT 29 JAN 2005

Time: 13:47 Swatch Internet Time: @574

Document: 32E 1.0



FIS ALPINE WORLD SKI CHAMPIONSHIPS – BORMIO 2005

LADIES SUPER-G

ALPHABETICAL LIST OF COMPETITORS

Number of Competitors: 45

Nation	FIS Code	Name	FIS Points (January 2005 List)							
			DH		SL		GS		SG	
RUM	465055	NAREA Bianca–Andreea	99.28	(471)	70.78	(992)	58.48	(817)	111.73	(1026)
RUS	485359	BLAGOULIAK Tatiana	63.92	(256)	186.12	(3254)	35.80	(386)	45.09	(245)
	485364	KASAKOVA Alena	91.50	(427)	46.36	(482)	37.72	(417)	59.64	(391)
SCG	315149	LOLOVIC Jelena	88.25	(401)	27.82	(180)	19.73	(136)	33.14	(151)
SLO	565243	MAZE Tina	22.39	(86)	14.85	(71)	1.86	(3)	4.94	(16)
	565278	RABIC Urska	21.79	(81)	35.95	(301)	22.59	(182)	19.00	(67)
	565037	SUHADOLC Mojca	21.90	(83)	309.00	(3852)	20.18	(148)	20.53	(75)
SPA	495318	RUIZ CASTILLO Carolina	35.94	(125)	54.71	(637)	14.28	(80)	17.60	(58)
SUI	515573	AUFDENBLATTEN Fraenzi	5.15	(18)	26.26	(164)	8.58	(38)	5.84	(28)
	515409	BERTHOD Sylviane	3.84	(7)	219.95	(3542)	30.33	(284)	16.90	(54)
	515170	STYGER Nadia	4.94	(14)	138.29	(2551)	8.73	(40)	4.77	(13)
SVK	705267	STAFFENOVA Jana	81.51	(365)	27.25	(172)	32.35	(319)	57.81	(365)
SWE	505260	HARGIN Janette	5.35	(20)	14.83	(70)	17.05	(106)	16.41	(51)
	505632	LINDELL–VIKARBY Jessica	5.81	(27)	37.74	(327)	22.04	(173)	26.73	(107)
	505483	PAERSON Anja	5.63	(23)	1.77	(3)	0.00	(1)	3.98	(9)
USA	536138	CLARK Kirsten L	4.49	(10)	150.51	(2760)	9.00	(42)	5.32	(21)
	537544	KILDOW Lindsey C.	2.54	(5)	11.66	(51)	11.48	(54)	2.65	(4)
	536473	LALIVE Caroline	4.55	(11)	65.24	(873)	13.65	(74)	4.79	(14)
	537545	MANCUSO Julia	5.49	(22)	5.99	(30)	4.94	(16)	5.11	(19)

LEGEND
DH Downhill **SL** Slalom **GS** Giant Slalom **SG** Super-G

30-01-2005 / Santa Caterina (ITA) / 5784

Page 2/2

Data Processing by SWATCH

www.fis-ski.com


SWATCH Timing

Generation Date: SAT 29 JAN 2005

Time: 13:47 Swatch Internet Time: @574

Document: 32E 1.0





FIS ALPINE WORLD SKI CHAMPIONSHIPS – BORMIO 2005

LADIES SUPER-G

DRAW LIST BY POINTS

Number of Competitors: 45

No.	FIS Code	Name	Nation	WC SL-SG	WC SL-O	FIS-SG
1	55069	GOETSCHL Renate	AUT	517 (1)	1304 (2)	0.00 (1)
2	55198	DORFMEISTER Michaela	AUT	407 (2)	1103 (4)	1.46 (2)
3	205117	GERG Hilde	GER	392 (3)	958 (6)	1.66 (3)
4	537544	KILDOW Lindsey C.	USA	318 (4)	783 (7)	2.65 (4)
5	55212	MEISSNITZER Alexandra	AUT	295 (5)	591 (11)	2.96 (5)
6	195374	MONTILLET-CARLES Carole	FRA	293 (6)	740 (9)	2.98 (6)
7	55539	BERGER Silvia	AUT	231 (7)	288 (32)	3.81 (7)
8	205378	ERTL Martina	GER	223 (8)	745 (8)	3.91 (8)
9	505483	PAERSON Anja	SWE	218 (9)	1307 (1)	3.98 (9)
10	295533	RECCHIA Lucia	ITA	205 (12)	216 (40)	4.15 (10)
11	515170	STYGER Nadia	SUI	159 (13)	374 (22)	4.77 (11)
12	536473	LALIVE Caroline	USA	157 (14)	390 (21)	4.79 (12)
13	195671	JACQUEMOD Ingrid	FRA	154 (15)	424 (20)	4.83 (13)
14	565243	MAZE Tina	SLO	146 (16)	576 (12)	4.94 (14)
15	537545	MANCUSO Julia	USA	133 (19)	485 (16)	5.11 (15)
16	+400 295342	PUTZER Karen	ITA	124 (20)	468 (17)	5.23 (16)
17	536138	CLARK Kirsten L	USA	117 (21)	364 (23)	5.32 (17)
18	106056	SIMARD Genevieve	CAN	116 (22)	322 (26)	5.34 (18)
19	205119	HALTMAYR Petra	GER	106 (23)	264 (36)	5.47 (19)
20	105997	BRYDON Emily	CAN	103 (24)	280 (33)	5.51 (20)
21	295588	KOSTNER Isolde	ITA	85 (26)	355 (24)	5.75 (21)
22	515573	AUFDENBLATTEN Fraenzi	SUI	78 (28)	278 (34)	5.84 (22)
23	106402	VANDERBEEK Kelly	CAN	67 (30)	102 (63)	5.99 (23)
24	195837	MATTEL Magda	FRA	39 (35)	54 (78)	13.50 (26)
25	225206	ALCOTT Chemmy	GBR	38 (36)	82 (70)	16.56 (29)
26	515409	BERTHOD Sylviane	SUI	38 (36)	305 (27)	16.90 (30)
27	296729	FANCHINI Nadia	ITA	36 (38)	91 (66)	9.96 (25)
28	505260	HARGIN Janette	SWE	36 (38)	157 (50)	16.41 (28)
29	55750	FISCHBACHER Andrea	AUT	35 (40)	46 (80)	6.00 (24)
30	565037	SUHADOLC Mojca	SLO	23 (45)	25 (97)	20.53 (33)
31	105741	FORSYTH Allison	CAN	19 (46)	195 (41)	13.59 (27)
32	495318	RUIZ CASTILLO Carolina	SPA	14 (49)	14 (106)	17.60 (31)
33	565278	RABIC Urska	SLO	–	–	19.00 (32)
34	505632	LINDELL-VIKARBY Jessica	SWE	1 (67)	118 (59)	26.73 (34)
35	155333	HRSTKOVA Lucie	CZE	–	–	27.61 (35)
36	355034	SCHAEDLER Sarah	LIE	–	–	31.94 (36)

30-01-2005 / Santa Caterina (ITA) / 5784

Page 1/2

Data Processing by SWATCH

www.fis-ski.com

SWATCH Timing

Generation Date: SAT 29 JAN 2005

Time: 13:47 Swatch Internet Time: @574

Document: 45A 1.0



FIS ALPINE WORLD SKI CHAMPIONSHIPS – BORMIO 2005

LADIES SUPER-G

DRAW LIST BY POINTS

Number of Competitors: 45

No.	FIS Code	Name	Nation	WCSL-SG	WCSL-O	FIS-SG
37	315149	LOLOVIC Jelena	SCG	–	–	33.14 (37)
38	355050	WEIRATHER Tina	LIE	–	–	33.61 (38)
39	485359	BLAGOULIAK Tatiana	RUS	–	–	45.09 (39)
40	425579	MEISINGSET Cathrine	NOR	–	–	51.36 (40)
41	705267	STAFFENOVA Jana	SVK	–	–	57.81 (41)
42	485364	KASAKOVA Alena	RUS	–	–	59.64 (42)
43	115040	IRARRAZABAL Anita	CHI	–	–	65.01 (43)
44	395010	NURMBERG Tiiu	EST	–	–	71.07 (44)
45	465055	NAREA Bianca-Andreea	RUM	–	–	111.73 (45)

LEGEND

+400 More than 400 points on WCSL-O after 15th place or after 30th place

WCSL-SG World Cup Start List points for Super-G

FIS-SG FIS points for Super-G

WCSL-O Overall WCSL points
No. Control Number

30-01-2005 / Santa Caterina (ITA) / 5784

Page 2/2

Data Processing by SWATCH

www.fis-ski.com


SWATCH Timing

Generation Date: SAT 29 JAN 2005

Time: 13:47 Swatch Internet Time: @574

Document: 45A 1.0





FIS ALPINE WORLD SKI CHAMPIONSHIPS - BORMIO 2005

LADIES SUPER-G

START LIST

Jury			Technical Data	
TD FIS	M. KRANJC	SLO	Course Name	Deborah Compagnoni
Referee	K. HOCH	FIS	Start Altitude	2335 m
Assistant Referee	J. TISCHHAUSER	FIS	Finish Altitude	1745 m
Chief of Race	R. SENONER	ITA	Vertical Drop	590 m
Start Referee	P. BOTH	AUT	Course Length	1993 m
Finish Referee	W. GAJEWSKI	POL	Homologation Number	7666/12/04

Race Information

Course Setter	X. FOURNIER	FRA
Number of Gates	40	
Turning Gates	36	
Start Time	11:45	

Forerunners	A - B. GALLI	ITA	D - M. CONFORTOLA	ITA
	B - A. MARTINELLI	ITA	E - N. ANDREOLA	ITA
	C - R. NANI	ITA	F - C. CUSINI	ITA

Number of Competitors: 45

Bib	FIS Code	Name	Year of Birth	Nation	Time	Ski
1	565037	SUHADOLC Mojca	1975	SLO	_____	VÖLKL
2	55750	FISCHBACHER Andrea	1985	AUT	_____	ATOMIC
3	505260	HARGIN Janette	1977	SWE	_____	ROSSIGNOL
4	296729	FANCHINI Nadia	1986	ITA	_____	DYNASTAR
5	515409	BERTHOD Sylviane	1977	SUI	_____	DYNASTAR
6	225206	ALCOTT Chemmy	1982	GBR	_____	FISCHER
7	195837	MATTEL Magda	1980	FRA	_____	DYNASTAR
8	106402	VANDERBEEK Kelly	1983	CAN	_____	VÖLKL
9	515573	AUFDENBLATTEN Fraenzi	1981	SUI	_____	SALOMON
10	295588	KOSTNER Isolde	1975	ITA	_____	FISCHER
11	105997	BRYDON Emily	1980	CAN	_____	SALOMON
12	205119	HALTMAYR Petra	1975	GER	_____	FISCHER
13	106056	SIMARD Genevieve	1980	CAN	_____	ROSSIGNOL
14	536138	CLARK Kirsten L	1977	USA	_____	FISCHER
15	295342	PUTZER Karen	1978	ITA	_____	ROSSIGNOL
16	537545	MANCUSO Julia	1984	USA	_____	ROSSIGNOL
17	565243	MAZE Tina	1983	SLO	_____	ROSSIGNOL
18	195671	JACQUEMOD Ingrid	1978	FRA	_____	SALOMON
19	536473	LALIVE Caroline	1979	USA	_____	HEAD
20	515170	STYGER Nadia	1978	SUI	_____	SALOMON
21	295533	RECCHIA Lucia	1980	ITA	_____	VÖLKL

30-01-2005 / Santa Caterina (ITA) / 5784

Page 1/2

Data Processing by SWATCH

www.fis-ski.com

SWATCH Timing

Generation Date: SUN 30 JAN 2005

Time: 10:49 Swatch Internet Time: @451

Document: 51A 1.0



FIS ALPINE WORLD SKI CHAMPIONSHIPS – BORMIO 2005


LADIES SUPER-G

START LIST

Number of Competitors: 45

Bib	FIS Code	Name	Year of Birth	Nation	Time	Ski
22	505483	PAERSON Anja	1981	SWE		SALOMON
23	205378	ERTL Martina	1973	GER		ROSSIGNOL
24	55539	BERGER Silvia	1980	AUT		FISCHER
25	195374	MONTILLET-CARLES Carole	1973	FRA		ROSSIGNOL
26	55212	MEISSNITZER Alexandra	1973	AUT		VÖLKL
27	537544	KILDOW Lindsey C.	1984	USA		ROSSIGNOL
28	205117	GERG Hilde	1975	GER		VÖLKL
29	55198	DORFMEISTER Michaela	1973	AUT		ATOMIC
30	55069	GOETSCHL Renate	1975	AUT		SALOMON
31	105741	FORSYTH Allison	1978	CAN		ROSSIGNOL
32	495318	RUIZ CASTILLO Carolina	1981	SPA		DYNASTAR
33	565278	RABIC Urska	1985	SLO		ROSSIGNOL
34	505632	LINDELL-VIKARBY Jessica	1984	SWE		ROSSIGNOL
35	155333	HRSTKOVA Lucie	1981	CZE		ROSSIGNOL
36	355034	SCHAEDLER Sarah	1982	LIE		HEAD
37	315149	LOLOVIC Jelena	1981	SCG		
38	355050	WEIRATHER Tina	1989	LIE		VÖLKL
39	485359	BLAGOULIAK Tatiana	1984	RUS		
40	425579	MEISINGSET Cathrine	1985	NOR		ROSSIGNOL
41	705267	STAFFENOVA Jana	1982	SVK		
42	485364	KASAKOVA Alena	1984	RUS		SALOMON
43	115040	IRARRAZABAL Anita	1982	CHI		
44	395010	NURMBERG Tiiu	1982	EST		FISCHER
45	465055	NAREA Bianca-Andreea	1986	RUM		





FIS ALPINE WORLD SKI CHAMPIONSHIPS - BORMIO 2005

LADIES SUPER-G

OFFICIAL RESULTS

Jury			Technical Data	
TD FIS	M. KRANJC	SLO	Course Name	Deborah Compagnoni
Referee	K. HOCH	FIS	Start Altitude	2335 m
Assistant Referee	J. TISCHHAUSER	FIS	Finish Altitude	1745 m
Chief of Race	R. SENONER	ITA	Vertical Drop	590 m
Start Referee	P. BOTH	AUT	Course Length	1993 m
Finish Referee	W. GAJEWSKI	POL	Homologation Number	7666/12/04

Race Information

Course Setter	X. FOURNIER	FRA		
Number of Gates	40			
Turning Gates	36			
Start Time	11:45			
Forerunners	A - B. GALLI	ITA	D - M. CONFORTOLA	ITA
	B - A. MARTINELLI	ITA	E - N. ANDREOLA	ITA
	C - R. NANI	ITA	F - C. CUSINI	ITA

Weather: Sunny Snow: Hard Temperature – Start: -12 °C Finish: -14 °C F-factor: 1050

Number of Competitors: 45

Rank	Bib	FIS Code	Name	Year of Birth	Nation	Time	Diff.	Race Points	Ski
1	22	505483	PAERSON Anja	1981	SWE	1:17.64		0.00	SALOMON
2	21	295533	RECCHIA Lucia	1980	ITA	1:18.09	0.45	6.09	VÖLKL
3	16	537545	MANCUSO Julia	1984	USA	1:18.40	0.76	10.28	ROSSIGNOL
4	4	296729	FANCHINI Nadia	1986	ITA	1:18.43	0.79	10.68	DYNASTAR
5	10	295588	KOSTNER Isolde	1975	ITA	1:18.54	0.90	12.17	FISCHER
6	17	565243	MAZE Tina	1983	SLO	1:18.67	1.03	13.93	ROSSIGNOL
7	2	55750	FISCHBACHER Andrea	1985	AUT	1:18.73	1.09	14.74	ATOMIC
8	20	515170	STYGER Nadia	1978	SUI	1:18.79	1.15	15.55	SALOMON
9	27	537544	KILDOW Lindsey C.	1984	USA	1:18.82	1.18	15.96	ROSSIGNOL
10	14	536138	CLARK Kirsten L	1977	USA	1:18.94	1.30	17.58	FISCHER
11	24	55539	BERGER Silvia	1980	AUT	1:19.00	1.36	18.39	FISCHER
12	19	536473	LALIVE Caroline	1979	USA	1:19.03	1.39	18.80	HEAD
13	28	205117	GERG Hilde	1975	GER	1:19.07	1.43	19.34	VÖLKL
14	15	295342	PUTZER Karen	1978	ITA	1:19.11	1.47	19.88	ROSSIGNOL
15	32	495318	RUIZ CASTILLO Carolina	1981	SPA	1:19.15	1.51	20.42	DYNASTAR
16	5	515409	BERTHOD Sylviane	1977	SUI	1:19.20	1.56	21.10	DYNASTAR

#742 _____

30-01-2005 / Santa Caterina (ITA) / 5784

Page 1/2

Data Processing by SWATCH

www.fis-ski.com

SWATCH Timing

Generation Date: SUN 30 JAN 2005

Time: 13:24 Swatch Internet Time: @558

Document: 73A 1.0



FIS ALPINE WORLD SKI CHAMPIONSHIPS – BORMIO 2005

LADIES SUPER-G OFFICIAL RESULTS

Number of Competitors: 45

Rank	Bib	FIS Code	Name	Year of Birth	Nation	Time	Diff.	Race Points	Ski
17	18	195671	JACQUEMOD Ingrid	1978	FRA	1:19.29	1.65	22.31	SALOMON
18	9	515573	AUFDENBLATTEN Fraenzi	1981	SUI	1:19.33	1.69	22.86	SALOMON
19	3	505260	HARGIN Janette	1977	SWE	1:19.51	1.87	25.29	ROSSIGNOL
20	7	195837	MATTEL Magda	1980	FRA	1:19.53	1.89	25.56	DYNASTAR
21	11	105997	BRYDON Emily	1980	CAN	1:19.62	1.98	26.78	SALOMON
22	6	225206	ALCOTT Chemmy	1982	GBR	1:19.88	2.24	30.29	FISCHER
23	30	55069	GOETSCHL Renate	1975	AUT	1:19.93	2.29	30.97	SALOMON
24	12	205119	HALTMAYR Petra	1975	GER	1:20.17	2.53	34.22	FISCHER
25	8	106402	VANDERBEEK Kelly	1983	CAN	1:20.35	2.71	36.65	VÖLKL
26	13	106056	SIMARD Genevieve	1980	CAN	1:20.61	2.97	40.17	ROSSIGNOL
27	35	155333	HRSTKOVA Lucie	1981	CZE	1:20.94	3.30	44.63	ROSSIGNOL
28	34	505632	LINDELL-VIKARBY Jessica	1984	SWE	1:21.02	3.38	45.71	ROSSIGNOL
29	1	565037	SUHADOLC Mojca	1975	SLO	1:21.20	3.56	48.15	VÖLKL
30	36	355034	SCHAEDLER Sarah	1982	LIE	1:21.99	4.35	58.83	HEAD
31	38	355050	WEIRATHER Tina	1989	LIE	1:22.08	4.44	60.05	VÖLKL
32	33	565278	RABIC Urska	1985	SLO	1:22.15	4.51	60.99	ROSSIGNOL
33	37	315149	LOLOVIC Jelena	1981	SCG	1:22.36	4.72	63.83	ROSSIGNOL
34	39	485359	BLAGOULIAK Tatiana	1984	RUS	1:23.11	5.47	73.98	FISCHER
35	42	485364	KASAKOVA Alena	1984	RUS	1:23.53	5.89	79.66	SALOMON
36	43	115040	IRARRAZABAL Anita	1982	CHI	1:25.17	7.53	101.84	ROSSIGNOL
37	41	705267	STAFFENOVA Jana	1982	SVK	1:26.72	9.08	122.80	HEAD
38	44	395010	NURMBERG Tiiu	1982	EST	1:32.35	14.71	198.94	FISCHER

DID NOT START: 1 competitor


45	465055	NAREA Bianca-Andreea	1986	RUM
----	--------	----------------------	------	-----

DID NOT FINISH: 6 competitors

23	205378	ERTL Martina	1973	GER	ROSSIGNOL
25	195374	MONTILLET-CARLES Carole	1973	FRA	ROSSIGNOL
26	55212	MEISSNITZER Alexandra	1973	AUT	VÖLKL
29	55198	DORFMEISTER Michaela	1973	AUT	ATOMIC
31	105741	FORSYTH Allison	1978	CAN	ROSSIGNOL
40	425579	MEISINGSET Cathrine	1985	NOR	ROSSIGNOL

Technical Delegate:
M. KRANJC (SLO) #742





FIS ALPINE WORLD SKI CHAMPIONSHIPS - BORMIO 2005

LADIES SUPER-G

PENALTY CALCULATION

Best 10 at Finish

Rank	Bib	FIS Code	Name	Nation	FIS Points	Best 5	Race Points
1	22	505483	PAERSON Anja	SWE	3.98	3.98	0.00
2	21	295533	RECCHIA Lucia	ITA	4.15	4.15	6.09
3	16	537545	MANCUSO Julia	USA	5.11		
4	4	296729	FANCHINI Nadia	ITA	9.96		
5	10	295588	KOSTNER Isolde	ITA	5.75		
6	17	565243	MAZE Tina	SLO	4.94	4.94	13.93
7	2	55750	FISCHBACHER Andrea	AUT	6.00		
8	20	515170	STYGER Nadia	SUI	4.77	4.77	15.55
9	27	537544	KILDOW Lindsey C.	USA	2.65	2.65	15.96
10	14	536138	CLARK Kirsten L	USA	5.32		


Best 5 FIS Points at Start

Rank	Bib	FIS Code	Name	Nation	FIS Points
23	30	55069	GOETSCHL Renate	AUT	0.00
DNF	29	55198	DORFMEISTER Michaela	AUT	1.46
13	28	205117	GERG Hilde	GER	1.66
9	27	537544	KILDOW Lindsey C.	USA	2.65
DNF	26	55212	MEISSNITZER Alexandra	AUT	2.96

TOTALS:		
FIS Points of Best 5 at Start (B)	8.73	
FIS Points of Best at Finish in Top 10 (A)		20.49
Race Points of Corresponding Competitors (C)		51.53
Calculated Penalty (A+B-C) : 10 =>	-2.231	
Rounded	-2.23	
Category Adder	0.00	
Correction Value (Z)	-2.49	
Calculated Penalty	0.26	
Penalty Applied	0.00	

Technical Delegate:
M. KRANJC (SLO) #742





FIS ALPINE WORLD SKI CHAMPIONSHIPS – BORMIO 2005

LADIES SUPER-G

PERFORMANCE ANALYSIS 1

Number of Competitors: 38

Rank	Bib	Name	Nation	Positions			Partials			Difference		Speed	
				Pos.	Time	Rank	Pos.	Time	Rank	Time	Dist(m)	Pos.	km/h
1	22	PAERSON Anja	SWE	Int1: 28.28 (1) Int2: 44.98 (1) Int3: 59.77 (1) Fin: 1:17.64 (1)	I1-I2: 16.70 (1) I2-I3: 14.79 (1) I3-Fin: 17.87 (14)	0.00 0.00 0.00 0.00	0.00		Sp1: 115.75 (1) Avg.: 92.41				
2	21	RECCHIA Lucia	ITA	Int1: 28.63 (8) Int2: 45.41 (2) Int3: 1:00.42 (2) Fin: 1:18.09 (2)	I1-I2: 16.78 (2) I2-I3: 15.01 (7) I3-Fin: 17.67 (7)	0.35 0.43 0.65 0.45	11.48		Sp1: 113.20 (6) Avg.: 91.88				
3	16	MANCUSO Julia	USA	Int1: 28.58 (4) Int2: 45.67 (5) Int3: 1:01.01 (5) Fin: 1:18.40 (3)	I1-I2: 17.09 (10) I2-I3: 15.34 (18) I3-Fin: 17.39 (1)	0.30 0.69 1.24 0.76	19.32		Sp1: 113.56 (4) Avg.: 91.52				
4	4	FANCHINI Nadia	ITA	Int1: 28.56 (3) Int2: 45.90 (10) Int3: 1:00.94 (4) Fin: 1:18.43 (4)	I1-I2: 17.34 (21) I2-I3: 15.04 (8) I3-Fin: 17.49 (2)	0.28 0.92 1.17 0.79	20.07		Sp1: 112.50 (11) Avg.: 91.48				
5	10	KOSTNER Isolde	ITA	Int1: 28.59 (6) Int2: 45.58 (4) Int3: 1:00.92 (3) Fin: 1:18.54 (5)	I1-I2: 16.99 (4) I2-I3: 15.34 (18) I3-Fin: 17.62 (5)	0.31 0.60 1.15 0.90	22.84		Sp1: 114.28 (2) Avg.: 91.35				
6	17	MAZE Tina	SLO	Int1: 28.87 (13) Int2: 46.24 (18) Int3: 1:01.11 (8) Fin: 1:18.67 (6)	I1-I2: 17.37 (23) I2-I3: 14.87 (3) I3-Fin: 17.56 (4)	0.59 1.26 1.34 1.03	26.09		Sp1: 112.50 (11) Avg.: 91.20				
7	2	FISCHBACHER Andrea	AUT	Int1: 28.88 (14) Int2: 45.90 (10) Int3: 1:01.05 (6) Fin: 1:18.73 (7)	I1-I2: 17.02 (6) I2-I3: 15.15 (9) I3-Fin: 17.68 (8)	0.60 0.92 1.28 1.09	27.59		Sp1: 113.20 (6) Avg.: 91.13				
8	20	STYGER Nadia	SUI	Int1: 29.18 (25) Int2: 46.40 (23) Int3: 1:01.25 (15) Fin: 1:18.79 (8)	I1-I2: 17.22 (15) I2-I3: 14.85 (2) I3-Fin: 17.54 (3)	0.90 1.42 1.48 1.15	29.09		Sp1: 109.75 (28) Avg.: 91.06				
9	27	KILDOW Lindsey C.	USA	Int1: 28.62 (7) Int2: 45.69 (6) Int3: 1:01.20 (13) Fin: 1:18.82 (9)	I1-I2: 17.07 (9) I2-I3: 15.51 (25) I3-Fin: 17.62 (5)	0.34 0.71 1.43 1.18	29.84		Sp1: 113.56 (4) Avg.: 91.03				
10	14	CLARK Kirsten L	USA	Int1: 28.73 (10) Int2: 45.79 (8) Int3: 1:01.12 (10) Fin: 1:18.94 (10)	I1-I2: 17.06 (7) I2-I3: 15.33 (15) I3-Fin: 17.82 (11)	0.45 0.81 1.35 1.30	32.82		Sp1: 112.14 (13) Avg.: 90.89				



FIS ALPINE WORLD SKI CHAMPIONSHIPS – BORMIO 2005

LADIES SUPER-G

PERFORMANCE ANALYSIS 1

Number of Competitors: 38

Rank	Bib	Name	Nation	Positions			Partials			Difference		Speed	
				Pos.	Time	Rank	Pos.	Time	Rank	Time	Dist(m)	Pos.	km/h
11	24	BERGER Silvia	AUT	Int1: 28.58 (4) Int2: 45.75 (7) Int3: 1:01.08 (7) Fin: 1:19.00 (11)	I1-I2: 17.17 (12) I2-I3: 15.33 (15) I3-Fin: 17.92 (16)	0.30 0.77 1.31 1.36	34.31	Spt1: 111.80 (16) Avg.: 90.82					
12	19	LALIVE Caroline	USA	Int1: 28.97 (17) Int2: 46.16 (15) Int3: 1:01.11 (8) Fin: 1:19.03 (12)	I1-I2: 17.19 (13) I2-I3: 14.95 (4) I3-Fin: 17.92 (16)	0.69 1.18 1.34 1.39	35.05	Spt1: 111.11 (19) Avg.: 90.79					
13	28	GERG Hilde	GER	Int1: 29.43 (27) Int2: 46.35 (21) Int3: 1:01.35 (17) Fin: 1:19.07 (13)	I1-I2: 16.92 (3) I2-I3: 15.00 (6) I3-Fin: 17.72 (10)	1.15 1.37 1.58 1.43	36.04	Spt1: 112.85 (9) Avg.: 90.74					
14	15	PUTZER Karen	ITA	Int1: 29.07 (21) Int2: 46.23 (17) Int3: 1:01.21 (14) Fin: 1:19.11 (14)	I1-I2: 17.16 (11) I2-I3: 14.98 (5) I3-Fin: 17.90 (15)	0.79 1.25 1.44 1.47	37.03	Spt1: 110.42 (23) Avg.: 90.69					
15	32	RUIZ CASTILLO Carolina	SPA	Int1: 28.66 (9) Int2: 45.89 (9) Int3: 1:01.16 (11) Fin: 1:19.15 (15)	I1-I2: 17.23 (17) I2-I3: 15.27 (12) I3-Fin: 17.99 (19)	0.38 0.91 1.39 1.51	38.02	Spt1: 112.85 (9) Avg.: 90.65					
16	5	BERTHOD Sylviane	SUI	Int1: 28.89 (15) Int2: 46.09 (13) Int3: 1:01.37 (18) Fin: 1:19.20 (16)	I1-I2: 17.20 (14) I2-I3: 15.28 (13) I3-Fin: 17.83 (12)	0.61 1.11 1.60 1.56	39.26	Spt1: 110.76 (21) Avg.: 90.59					
17	18	JACQUEMOD Ingrid	FRA	Int1: 28.93 (16) Int2: 45.99 (12) Int3: 1:01.16 (11) Fin: 1:19.29 (17)	I1-I2: 17.06 (7) I2-I3: 15.17 (11) I3-Fin: 18.13 (21)	0.65 1.01 1.39 1.65	41.47	Spt1: 114.28 (2) Avg.: 90.49					
18	9	AUFDENBLATTEN Fraenzi	SUI	Int1: 28.82 (11) Int2: 46.16 (15) Int3: 1:01.47 (19) Fin: 1:19.33 (18)	I1-I2: 17.34 (21) I2-I3: 15.31 (14) I3-Fin: 17.86 (13)	0.54 1.18 1.70 1.69	42.46	Spt1: 111.11 (19) Avg.: 90.44					
19	3	HARGIN Janette	SWE	Int1: 29.06 (20) Int2: 46.43 (24) Int3: 1:01.81 (23) Fin: 1:19.51 (19)	I1-I2: 17.37 (23) I2-I3: 15.38 (21) I3-Fin: 17.70 (9)	0.78 1.45 2.04 1.87	46.87	Spt1: 109.75 (28) Avg.: 90.24					
20	7	MATTEL Magda	FRA	Int1: 28.82 (11) Int2: 46.14 (14) Int3: 1:01.60 (20) Fin: 1:19.53 (20)	I1-I2: 17.32 (20) I2-I3: 15.46 (24) I3-Fin: 17.93 (18)	0.54 1.16 1.83 1.89	47.36	Spt1: 110.42 (23) Avg.: 90.22					
21	11	BRYDON Emily	CAN	Int1: 28.50 (3) Int2: 45.50 (2) Int3: 1:01.28 (16) Fin: 1:19.62 (21)	I1-I2: 17.00 (5) I2-I3: 15.78 (27) I3-Fin: 18.34 (26)	0.22 0.52 1.51 1.98	49.56	Spt1: 113.20 (6) Avg.: 90.11					
22	6	ALCOTT Chemmy	GBR	Int1: 29.01 (19) Int2: 46.39 (22) Int3: 1:01.74 (22) Fin: 1:19.88 (22)	I1-I2: 17.38 (25) I2-I3: 15.35 (20) I3-Fin: 18.14 (22)	0.73 1.41 1.97 2.24	55.89	Spt1: 111.80 (16) Avg.: 89.82					
23	30	GOETSCHL Renate	AUT	Int1: 29.10 (23) Int2: 46.52 (25) Int3: 1:01.85 (24) Fin: 1:19.93 (23)	I1-I2: 17.42 (27) I2-I3: 15.33 (15) I3-Fin: 18.08 (20)	0.82 1.54 2.08 2.29	57.10	Spt1: 110.09 (26) Avg.: 89.76					



FIS ALPINE WORLD SKI CHAMPIONSHIPS – BORMIO 2005

LADIES SUPER-G

PERFORMANCE ANALYSIS 1

Number of Competitors: 38

Rank	Bib	Name	Nation	Positions			Partials			Difference		Speed	
				Pos.	Time	Rank	Pos.	Time	Rank	Time	Dist(m)	Pos.	km/h
24	12	HALTMAYR Petra	GER	Int1: 29.10 (23) Int2: 46.32 (20) Int3: 1:01.71 (21) Fin: 1:20.17 (24)	I1-I2: 17.22 (15) I2-I3: 15.39 (22) I3-Fin: 18.46 (28)	0.82 1.34 1.94 2.53	62.89	Sp1: 112.14 (13) Avg.: 89.49					
25	8	VANDERBEEK Kelly	CAN	Int1: 29.07 (21) Int2: 46.30 (19) Int3: 1:02.17 (25) Fin: 1:20.35 (25)	I1-I2: 17.23 (17) I2-I3: 15.87 (30) I3-Fin: 18.18 (24)	0.79 1.32 2.40 2.71	67.22	Sp1: 108.10 (31) Avg.: 89.29					
26	13	SIMARD Genevieve	CAN	Int1: 29.00 (18) Int2: 46.70 (26) Int3: 1:02.46 (27) Fin: 1:20.61 (26)	I1-I2: 17.70 (31) I2-I3: 15.76 (26) I3-Fin: 18.15 (23)	0.72 1.72 2.69 2.97	73.43	Sp1: 107.14 (32) Avg.: 89.01					
27	35	HRSTKOVA Lucie	CZE	Int1: 29.49 (28) Int2: 47.19 (29) Int3: 1:02.63 (29) Fin: 1:20.94 (27)	I1-I2: 17.70 (31) I2-I3: 15.44 (23) I3-Fin: 18.31 (25)	1.21 2.21 2.86 3.30	81.26	Sp1: 112.14 (13) Avg.: 88.64					
28	34	LINDELL-VIKARBY Jessica	SWE	Int1: 29.79 (30) Int2: 47.05 (28) Int3: 1:02.21 (26) Fin: 1:21.02 (28)	I1-I2: 17.26 (19) I2-I3: 15.16 (10) I3-Fin: 18.81 (32)	1.51 2.07 2.44 3.38	83.14	Sp1: 109.09 (30) Avg.: 88.56					
29	1	SUHADOLC Mojca	SLO	Int1: 29.33 (26) Int2: 46.71 (27) Int3: 1:02.49 (28) Fin: 1:21.20 (29)	I1-I2: 17.38 (25) I2-I3: 15.78 (27) I3-Fin: 18.71 (31)	1.05 1.73 2.72 3.56	87.38	Sp1: 110.09 (26) Avg.: 88.36					
30	36	SCHAEDLER Sarah	LIE	Int1: 29.56 (29) Int2: 47.22 (30) Int3: 1:03.00 (30) Fin: 1:21.99 (30)	I1-I2: 17.66 (30) I2-I3: 15.78 (27) I3-Fin: 18.99 (36)	1.28 2.24 3.23 4.35	105.74	Sp1: 110.76 (21) Avg.: 87.51					
31	38	WEIRATHER Tina	LIE	Int1: 29.90 (32) Int2: 47.51 (32) Int3: 1:03.54 (31) Fin: 1:22.08 (31)	I1-I2: 17.61 (29) I2-I3: 16.03 (32) I3-Fin: 18.54 (30)	1.62 2.53 3.77 4.44	107.81	Sp1: 106.82 (33) Avg.: 87.41					
32	33	RABIC Urska	SLO	Int1: 29.80 (31) Int2: 47.36 (31) Int3: 1:03.63 (32) Fin: 1:22.15 (32)	I1-I2: 17.56 (28) I2-I3: 16.27 (33) I3-Fin: 18.52 (29)	1.52 2.38 3.86 4.51	109.41	Sp1: 110.42 (23) Avg.: 87.34					
33	37	LOLOVIC Jelena	SCG	Int1: 30.05 (34) Int2: 47.99 (34) Int3: 1:03.99 (33) Fin: 1:22.36 (33)	I1-I2: 17.94 (34) I2-I3: 16.00 (31) I3-Fin: 18.37 (27)	1.77 3.01 4.22 4.72	114.22	Sp1: 105.26 (35) Avg.: 87.12					
34	39	BLAGOULIAK Tatiana	RUS	Int1: 29.94 (33) Int2: 47.85 (33) Int3: 1:04.24 (34) Fin: 1:23.11 (34)	I1-I2: 17.91 (33) I2-I3: 16.39 (34) I3-Fin: 18.87 (33)	1.66 2.87 4.47 5.47	131.17	Sp1: 111.45 (18) Avg.: 86.33					
35	42	KASAKOVA Alena	RUS	Int1: 30.19 (35) Int2: 48.00 (35) Int3: 1:04.62 (35) Fin: 1:23.53 (35)	I1-I2: 18.00 (34) I2-I3: 16.00 (31) I3-Fin: 18.91 (34)	1.91 4.85 5.89	140.53	Sp1: 103.44 (36) Avg.: 85.89					
36	43	IRARRAZABAL Anita	CHI	Int1: 30.83 (37) Int2: 49.59 (36) Int3: 1:06.24 (36) Fin: 1:25.17 (36)	I1-I2: 18.76 (36) I2-I3: 16.65 (35) I3-Fin: 18.93 (35)	2.55 4.61 6.47 7.53	176.20	Sp1: 99.17 (37) Avg.: 84.24					

30-01-2005 / Santa Caterina (ITA) / 5784

Page 3/4

Data Processing by SWATCH

www.fis-ski.com

SWATCH Timing

Generation Date: SUN 30 JAN 2005

Time: 13:36 Swatch Internet Time: @567

Document: 77A 1.0



FIS ALPINE WORLD SKI CHAMPIONSHIPS – BORMIO 2005

LADIES SUPER-G

PERFORMANCE ANALYSIS 1

Number of Competitors: 38

Rank	Bib	Name	Nation	Positions			Partials			Difference		Speed		
				Pos.	Time	Rank	Pos.	Time	Rank	Time	Dist(m)	Pos.	km/h	Rank
37	41	STAFFENOVA Jana	SVK	Int1:	30.60	(36)	I1-I2:	18.43	(35)	2.32		Sp1:	106.19	(34)
				Int2:	49.03	(35)	I2-I3:	17.72	(37)	4.05				
				Int3:	1:06.75	(37)	I3-Fin:	19.97	(37)	6.98				
				Fin:	1:26.72	(37)				9.08	208.68	Avg.:	82.74	
38	44	NURMBERG Tiiu	EST	Int1:	35.28	(38)	I1-I2:	19.65	(37)	7.00		Sp1:	97.56	(38)
				Int2:	54.93	(37)	I2-I3:	17.17	(36)	9.95				
				Int3:	1:12.10	(38)	I3-Fin:	20.25	(38)	12.33				
				Fin:	1:32.35	(38)				14.71	317.46	Avg.:	77.69	

LEGEND

Pos Intermediate or Speed Position **Dist(m)** Distance behind the first **Int2:** Intermediate 2 **Sp1:** Speed Trap 1
Avg. Average Speed for the race **Int1:** Intermediate 1 **Int3:** Intermediate 3 **Fin:** Finish

30-01-2005 / Santa Caterina (ITA) / 5784

Page 4/4

Data Processing by SWATCH

www.fis-ski.com


SWATCH Timing

Generation Date: SUN 30 JAN 2005

Time: 13:36 Swatch Internet Time: @567

Document: 77A 1.0





FIS ALPINE WORLD SKI CHAMPIONSHIPS – BORMIO 2005

LADIES SUPER-G

PERFORMANCE ANALYSIS 2

Number of Competitors: 45

Bib	Name	Nation	Positions			Partials			Difference		Speed		
			Pos.	Time	Rank	Pos.	Time	Rank	Time	Dist(m)	Pos.	km/h	Rank
1	SUHADOLC Mojca	SLO	Int1: 29.33 (27)			I1-I2: 17.38 (25)			1.05			Sp1: 110.09 (26)	
			Int2: 46.71 (28)			I2-I3: 15.78 (28)			1.73				
			Int3: 1:02.49 (29)			I3-Fin: 18.71 (31)			2.72				
			Fin: 1:21.20 (29)						3.56	87.38		Avg.: 88.36	
2	FISCHBACHER Andrea	AUT	Int1: 28.88 (14)			I1-I2: 17.02 (6)			0.60			Sp1: 113.20 (6)	
			Int2: 45.90 (10)			I2-I3: 15.15 (9)			0.92				
			Int3: 1:01.05 (6)			I3-Fin: 17.68 (8)			1.28				
			Fin: 1:18.73 (7)						1.09	27.59		Avg.: 91.13	
3	HARGIN Janette	SWE	Int1: 29.06 (21)			I1-I2: 17.37 (23)			0.78			Sp1: 109.75 (28)	
			Int2: 46.43 (25)			I2-I3: 15.38 (21)			1.45				
			Int3: 1:01.81 (24)			I3-Fin: 17.70 (9)			2.04				
			Fin: 1:19.51 (19)						1.87	46.87		Avg.: 90.24	
4	FANCHINI Nadia	ITA	Int1: 28.56 (3)			I1-I2: 17.34 (21)			0.28			Sp1: 112.50 (11)	
			Int2: 45.90 (10)			I2-I3: 15.04 (8)			0.92				
			Int3: 1:00.94 (4)			I3-Fin: 17.49 (2)			1.17				
			Fin: 1:18.43 (4)						0.79	20.07		Avg.: 91.48	
5	BERTHOD Sylviane	SUI	Int1: 28.89 (15)			I1-I2: 17.20 (14)			0.61			Sp1: 110.76 (21)	
			Int2: 46.09 (13)			I2-I3: 15.28 (13)			1.11				
			Int3: 1:01.37 (18)			I3-Fin: 17.83 (12)			1.60				
			Fin: 1:19.20 (16)						1.56	39.26		Avg.: 90.59	
6	ALCOTT Chemmy	GBR	Int1: 29.01 (20)			I1-I2: 17.38 (25)			0.73			Sp1: 111.80 (16)	
			Int2: 46.39 (23)			I2-I3: 15.35 (20)			1.41				
			Int3: 1:01.74 (22)			I3-Fin: 18.14 (22)			1.97				
			Fin: 1:19.88 (22)						2.24	55.89		Avg.: 89.82	
7	MATTEL Magda	FRA	Int1: 28.82 (11)			I1-I2: 17.32 (20)			0.54			Sp1: 110.42 (23)	
			Int2: 46.14 (14)			I2-I3: 15.46 (25)			1.16				
			Int3: 1:01.60 (20)			I3-Fin: 17.93 (18)			1.83				
			Fin: 1:19.53 (20)						1.89	47.36		Avg.: 90.22	
8	VANDERBEEK Kelly	CAN	Int1: 29.07 (22)			I1-I2: 17.23 (17)			0.79			Sp1: 108.10 (31)	
			Int2: 46.30 (19)			I2-I3: 15.87 (31)			1.32				
			Int3: 1:02.17 (26)			I3-Fin: 18.18 (24)			2.40				
			Fin: 1:20.35 (25)						2.71	67.22		Avg.: 89.29	
9	AUFDENBLATTEN Fraenzi	SUI	Int1: 28.82 (11)			I1-I2: 17.34 (21)			0.54			Sp1: 111.11 (19)	
			Int2: 46.16 (15)			I2-I3: 15.31 (14)			1.18				
			Int3: 1:01.47 (19)			I3-Fin: 17.86 (13)			1.70				
			Fin: 1:19.33 (18)						1.69	42.46		Avg.: 90.44	
10	KOSTNER Isolde	ITA	Int1: 28.59 (6)			I1-I2: 16.99 (4)			0.31			Sp1: 114.28 (2)	
			Int2: 45.58 (4)			I2-I3: 15.34 (18)			0.60				
			Int3: 1:00.92 (3)			I3-Fin: 17.62 (5)			1.15				
			Fin: 1:18.54 (5)						0.90	22.84		Avg.: 91.35	



FIS ALPINE WORLD SKI CHAMPIONSHIPS – BORMIO 2005

LADIES SUPER-G

PERFORMANCE ANALYSIS 2

Number of Competitors: 45

Bib	Name	Nation	Positions			Partials			Difference		Speed		
			Pos.	Time	Rank	Pos.	Time	Rank	Time	Dist(m)	Pos.	km/h	Rank
11	BRYDON Emily	CAN	Int1: 28.50 (2)			I1-I2: 17.00 (5)			0.22		Sp1: 113.20 (6)		
			Int2: 45.50 (3)			I2-I3: 15.78 (28)			0.52				
			Int3: 1:01.28 (16)			I3-Fin: 18.34 (26)			1.51				
			Fin: 1:19.62 (21)						1.98	49.56	Avg.: 90.11		
12	HALTMAYR Petra	GER	Int1: 29.10 (24)			I1-I2: 17.22 (15)			0.82		Sp1: 112.14 (13)		
			Int2: 46.32 (20)			I2-I3: 15.39 (22)			1.34				
			Int3: 1:01.71 (21)			I3-Fin: 18.46 (28)			1.94				
			Fin: 1:20.17 (24)						2.53	62.89	Avg.: 89.49		
13	SIMARD Genevieve	CAN	Int1: 29.00 (19)			I1-I2: 17.70 (32)			0.72		Sp1: 107.14 (33)		
			Int2: 46.70 (27)			I2-I3: 15.76 (27)			1.72				
			Int3: 1:02.46 (28)			I3-Fin: 18.15 (23)			2.69				
			Fin: 1:20.61 (26)						2.97	73.43	Avg.: 89.01		
14	CLARK Kirsten L	USA	Int1: 28.73 (10)			I1-I2: 17.06 (7)			0.45		Sp1: 112.14 (13)		
			Int2: 45.79 (8)			I2-I3: 15.33 (15)			0.81				
			Int3: 1:01.12 (10)			I3-Fin: 17.82 (11)			1.35				
			Fin: 1:18.94 (10)						1.30	32.82	Avg.: 90.89		
15	PUTZER Karen	ITA	Int1: 29.07 (22)			I1-I2: 17.16 (11)			0.79		Sp1: 110.42 (23)		
			Int2: 46.23 (17)			I2-I3: 14.98 (5)			1.25				
			Int3: 1:01.21 (14)			I3-Fin: 17.90 (15)			1.44				
			Fin: 1:19.11 (14)						1.47	37.03	Avg.: 90.69		
16	MANCUSO Julia	USA	Int1: 28.58 (4)			I1-I2: 17.09 (10)			0.30		Sp1: 113.56 (4)		
			Int2: 45.67 (5)			I2-I3: 15.34 (18)			0.69				
			Int3: 1:01.01 (5)			I3-Fin: 17.39 (1)			1.24				
			Fin: 1:18.40 (3)						0.76	19.32	Avg.: 91.52		
17	MAZE Tina	SLO	Int1: 28.87 (13)			I1-I2: 17.37 (23)			0.59		Sp1: 112.50 (11)		
			Int2: 46.24 (18)			I2-I3: 14.87 (3)			1.26				
			Int3: 1:01.11 (8)			I3-Fin: 17.56 (4)			1.34				
			Fin: 1:18.67 (6)						1.03	26.09	Avg.: 91.20		
18	JACQUEMOD Ingrid	FRA	Int1: 28.93 (17)			I1-I2: 17.06 (7)			0.65		Sp1: 114.28 (2)		
			Int2: 45.99 (12)			I2-I3: 15.17 (11)			1.01				
			Int3: 1:01.16 (11)			I3-Fin: 18.13 (21)			1.39				
			Fin: 1:19.29 (17)						1.65	41.47	Avg.: 90.49		
19	LALIVE Caroline	USA	Int1: 28.97 (18)			I1-I2: 17.19 (13)			0.69		Sp1: 111.11 (19)		
			Int2: 46.16 (15)			I2-I3: 14.95 (4)			1.18				
			Int3: 1:01.11 (8)			I3-Fin: 17.92 (16)			1.34				
			Fin: 1:19.03 (12)						1.39	35.05	Avg.: 90.79		
20	STYGER Nadia	SUI	Int1: 29.18 (26)			I1-I2: 17.22 (15)			0.90		Sp1: 109.75 (28)		
			Int2: 46.40 (24)			I2-I3: 14.85 (2)			1.42				
			Int3: 1:01.25 (15)			I3-Fin: 17.54 (3)			1.48				
			Fin: 1:18.79 (8)						1.15	29.09	Avg.: 91.06		
21	RECCHIA Lucia	ITA	Int1: 28.63 (8)			I1-I2: 16.78 (2)			0.35		Sp1: 113.20 (6)		
			Int2: 45.41 (2)			I2-I3: 15.01 (7)			0.43				
			Int3: 1:00.42 (2)			I3-Fin: 17.67 (7)			0.65				
			Fin: 1:18.09 (2)						0.45	11.48	Avg.: 91.88		
22	PAERSON Anja	SWE	Int1: 28.28 (1)			I1-I2: 16.70 (1)			0.00		Sp1: 115.75 (1)		
			Int2: 44.98 (1)			I2-I3: 14.79 (1)			0.00				
			Int3: 59.77 (1)			I3-Fin: 17.87 (14)			0.00				
			Fin: 1:17.64 (1)						0.00	0.00	Avg.: 92.41		
23	ERTL Martina	GER	Int1:			I1-I2:					Sp1:		
			Int2:			I2-I3:							
			Int3:			I3-Fin:							
			Fin: DNF								Avg.:		



FIS ALPINE WORLD SKI CHAMPIONSHIPS – BORMIO 2005

LADIES SUPER-G

PERFORMANCE ANALYSIS 2

Number of Competitors: 45

Bib	Name	Nation	Positions			Partials			Difference		Speed	
			Pos.	Time	Rank	Pos.	Time	Rank	Time	Dist(m)	Pos.	km/h
24	BERGER Silvia	AUT	Int1: 28.58 (4) Int2: 45.75 (7) Int3: 1:01.08 (7) Fin: 1:19.00 (11)	I1-I2: 17.17 (12) I2-I3: 15.33 (15) I3-Fin: 17.92 (16)	0.30 0.77 1.31 1.36	34.31	Sp1: 111.80 (16) Avg.: 90.82					
25	MONTILLET-CARLES Carole	FRA	Int1: Int2: Int3: Fin: DNF	I1-I2: I2-I3: I3-Fin:			Sp1: Avg.:					
26	MEISSNITZER Alexandra	AUT	Int1: Int2: Int3: Fin: DNF	I1-I2: I2-I3: I3-Fin:			Sp1: Avg.:					
27	KILDOW Lindsey C.	USA	Int1: 28.62 (7) Int2: 45.69 (6) Int3: 1:01.20 (13) Fin: 1:18.82 (9)	I1-I2: 17.07 (9) I2-I3: 15.51 (26) I3-Fin: 17.62 (5)	0.34 0.71 1.43 1.18	29.84	Sp1: 113.56 (4) Avg.: 91.03					
28	GERG Hilde	GER	Int1: 29.43 (28) Int2: 46.35 (21) Int3: 1:01.35 (17) Fin: 1:19.07 (13)	I1-I2: 16.92 (3) I2-I3: 15.00 (6) I3-Fin: 17.72 (10)	1.15 1.37 1.58 1.43	36.04	Sp1: 112.85 (9) Avg.: 90.74					
29	DORFMEISTER Michaela	AUT	Int1: Int2: Int3: Fin: DNF	I1-I2: I2-I3: I3-Fin:			Sp1: Avg.:					
30	GOETSCHL Renate	AUT	Int1: 29.10 (24) Int2: 46.52 (26) Int3: 1:01.85 (25) Fin: 1:19.93 (23)	I1-I2: 17.42 (27) I2-I3: 15.33 (15) I3-Fin: 18.08 (20)	0.82 1.54 2.08 2.29	57.10	Sp1: 110.09 (26) Avg.: 89.76					
31	FORSYTH Allison	CAN	Int1: 28.90 (16) Int2: 46.37 (22) Int3: 1:01.79 (23) Fin: DNF	I1-I2: 17.47 (28) I2-I3: 15.42 (23) I3-Fin:	0.62 1.39 2.02		Sp1: 107.78 (32) Avg.:					
32	RUIZ CASTILLO Carolina	SPA	Int1: 28.66 (9) Int2: 45.89 (9) Int3: 1:01.16 (11) Fin: 1:19.15 (15)	I1-I2: 17.23 (17) I2-I3: 15.27 (12) I3-Fin: 17.99 (19)	0.38 0.91 1.39 1.51	38.02	Sp1: 112.85 (9) Avg.: 90.65					
33	RABIC Urska	SLO	Int1: 29.80 (32) Int2: 47.36 (32) Int3: 1:03.63 (33) Fin: 1:22.15 (32)	I1-I2: 17.56 (29) I2-I3: 16.27 (34) I3-Fin: 18.52 (29)	1.52 2.38 3.86 4.51	109.41	Sp1: 110.42 (23) Avg.: 87.34					
34	LINDELL-VIKARBY Jessica	SWE	Int1: 29.79 (31) Int2: 47.05 (29) Int3: 1:02.21 (27) Fin: 1:21.02 (28)	I1-I2: 17.26 (19) I2-I3: 15.16 (10) I3-Fin: 18.81 (32)	1.51 2.07 2.44 3.38	83.14	Sp1: 109.09 (30) Avg.: 88.56					
35	HRSTKOVA Lucie	CZE	Int1: 29.49 (29) Int2: 47.19 (30) Int3: 1:02.63 (30) Fin: 1:20.94 (27)	I1-I2: 17.70 (32) I2-I3: 15.44 (24) I3-Fin: 18.31 (25)	1.21 2.21 2.86 3.30	81.26	Sp1: 112.14 (13) Avg.: 88.64					
36	SCHAEDLER Sarah	LIE	Int1: 29.56 (30) Int2: 47.22 (31) Int3: 1:03.00 (31) Fin: 1:21.99 (30)	I1-I2: 17.66 (31) I2-I3: 15.78 (28) I3-Fin: 18.99 (36)	1.28 2.24 3.23 4.35	105.74	Sp1: 110.76 (21) Avg.: 87.51					



FIS ALPINE WORLD SKI CHAMPIONSHIPS – BORMIO 2005

LADIES SUPER-G

PERFORMANCE ANALYSIS 2

Number of Competitors: 45

Bib	Name	Nation	Positions			Partials			Difference		Speed	
			Pos.	Time	Rank	Pos.	Time	Rank	Time	Dist(m)	Pos.	km/h
37	LOLOVIC Jelena	SCG	Int1: 30.05 (35) Int2: 47.99 (35) Int3: 1:03.99 (34) Fin: 1:22.36 (33)	I1-I2: 17.94 (35) I2-I3: 16.00 (32) I3-Fin: 18.37 (27)	1.77 3.01 4.22 4.72	114.22	Sp1: 105.26 (36) Avg.: 87.12					
38	WEIRATHER Tina	LIE	Int1: 29.90 (33) Int2: 47.51 (33) Int3: 1:03.54 (32) Fin: 1:22.08 (31)	I1-I2: 17.61 (30) I2-I3: 16.03 (33) I3-Fin: 18.54 (30)	1.62 2.53 3.77 4.44	107.81	Sp1: 106.82 (34) Avg.: 87.41					
39	BLAGOULIAK Tatiana	RUS	Int1: 29.94 (34) Int2: 47.85 (34) Int3: 1:04.24 (35) Fin: 1:23.11 (34)	I1-I2: 17.91 (34) I2-I3: 16.39 (35) I3-Fin: 18.87 (33)	1.66 2.87 4.47 5.47	131.17	Sp1: 111.45 (18) Avg.: 86.33					
40	MEISINGSET Cathrine	NOR	Int1: Int2: Int3: Fin: DNF	I1-I2: I2-I3: I3-Fin:			Sp1: Avg.:					
41	STAFFENOVA Jana	SVK	Int1: 30.60 (37) Int2: 49.03 (36) Int3: 1:06.75 (38) Fin: 1:26.72 (37)	I1-I2: 18.43 (36) I2-I3: 17.72 (38) I3-Fin: 19.97 (37)	2.32 4.05 6.98 9.08	208.68	Sp1: 106.19 (35) Avg.: 82.74					
42	KASAKOVA Alena	RUS	Int1: 30.19 (36) Int2: Int3: 1:04.62 (36) Fin: 1:23.53 (35)	I1-I2: I2-I3: 18.91 (34) I3-Fin:	1.91 4.85 5.89	140.53	Sp1: 103.44 (37) Avg.: 85.89					
43	IRARRAZABAL Anita	CHI	Int1: 30.83 (38) Int2: 49.59 (37) Int3: 1:06.24 (37) Fin: 1:25.17 (36)	I1-I2: 18.76 (37) I2-I3: 16.65 (36) I3-Fin: 18.93 (35)	2.55 4.61 6.47 7.53	176.20	Sp1: 99.17 (38) Avg.: 84.24					
44	NURMBERG Tiiu	EST	Int1: 35.28 (39) Int2: 54.93 (38) Int3: 1:12.10 (39) Fin: 1:32.35 (38)	I1-I2: 19.65 (38) I2-I3: 17.17 (37) I3-Fin: 20.25 (38)	7.00 9.95 12.33 14.71	317.46	Sp1: 97.56 (39) Avg.: 77.69					
45	NAREA Bianca-Andreea	RUM	Int1: Int2: Int3: Fin: DNS	I1-I2: I2-I3: I3-Fin:			Sp1: Avg.:					

LEGEND

Pos Intermediate or Speed Position Int1: Intermediate 1 DNF Did Not Finish DNS Did Not Start
 Avg. Average Speed for the race Int2: Intermediate 2 Sp1: Speed Trap 1 Fin: Finish
 Dist(m) Distance behind the first Int3: Intermediate 3

30-01-2005 / Santa Caterina (ITA) / 5784

Page 4/4

Data Processing by SWATCH

www.fis-ski.com


SWATCH Timing

Generation Date: SUN 30 JAN 2005

Time: 13:36 Swatch Internet Time: @567

Document: 77B 1.0






BORMIO 2005

FIS ALPINE WORLD SKI CHAMPIONSHIPS – BORMIO 2005

AFTER LADIES SUPER-G SUPER-G FIS WCSL LIST

Rank	FIS Code	Name	Nation	Competition Dates						Base – X + Y = WCSL-SG			
				1	2	3	4	5	6				
				5 DEC 2004 Lake Louise (CAN) 11 DEC 2004 Altenmarkt – Zauchensee (AUT) 21 DEC 2004 St Moritz (SUI) 12 JAN 2005 Cortina d'Ampezzo (ITA) 14 JAN 2005 Cortina d'Ampezzo (ITA) 30 JAN 2005 Santa Caterina (ITA)									
Number of Competitors: 69													
1	55069	GOETSCHL Renate	AUT	80	-	29	100	100	-	467	311	309	465
2	205117	GERG Hilde	GER	50	26	100	14	29	20	390	260	239	369
3	55198	DORFMEISTER Michaela	AUT	100	20	50	45	18	-	391	261	233	363
4	537544	KILDOW Lindsey C.	USA	60	20	80	50	80	29	62	41	319	340
5	505483	PAERSON Anja	SWE	22	32	20	80	-	100	144	96	254	302
6	295533	RECCHIA Lucia	ITA	-	80	45	24	-	80	127	85	229	271
7	55212	MEISSNITZER Alexandra	AUT	6	100	4	26	40	-	267	178	176	265
8	195374	MONTILLET-CARLES C.	FRA	2	36	26	-	50	-	402	268	114	248
9	55539	BERGER Silvia	AUT	4	24	10	36	60	24	219	146	158	231
10	205378	ERTL Martina	GER	40	-	12	60	36	-	169	113	148	204
11	385022	KOSTELIC Janica	CRO	45	40	15	20	26	-	157	105	146	198
12	537545	MANCUSO Julia	USA	29	45	-	15	20	60	54	36	169	187
13	565243	MAZE Tina	SLO	12	60	40	6	24	40	10	7	182	185
14	206001	RIESCH Maria	GER	-	-	60	-	-	-	338	225	60	173
15	536473	LALIVE Caroline	USA	-	50	8	5	15	22	178	119	100	159
16	515170	STYGER Nadia	SUI	-	22	-	3	4	32	292	195	61	158
17	195671	JACQUEMOD Ingrid	FRA	29	9	11	8	45	-	116	77	102	141
18	55538	WIRTH Katja	AUT	36	-	-	18	22	-	157	105	76	128
19	536138	CLARK Kirsten L	USA	24	8	-	11	11	26	141	94	80	127
20	295588	KOSTNER Isolde	ITA	15	-	18	4	8	45	89	59	90	120
21	295342	PUTZER Karen	ITA	-	-	-	-	32	18	207	138	50	119
22	55261	OBERMOSER Brigitte	AUT	32	-	-	16	3	-	195	130	51	116
23	106056	SIMARD Genevieve	CAN	13	-	-	12	12	-	177	118	37	96
24	205119	HALTMAYR Petra	GER	-	10	32	11	9	-	98	65	62	95
25	105997	BRYDON Emily	CAN	-	-	24	29	6	-	100	67	59	92
26	296729	FANCHINI Nadia	ITA	-	12	-	22	-	50	5	3	84	86
27	55576	GOERGL Elisabeth	AUT	5	-	16	40	14	-	22	15	75	82
28	55750	FISCHBACHER Andrea	AUT	-	-	3	32	-	36	-	-	71	71
29	515573	AUFDENBLATTEN Fraenzi	SUI	7	5	22	-	10	-	76	51	44	69
29	195503	SUCHET Melanie	FRA	-	-	-	-	-	-	207	138	-	69
31	106402	VANDERBEEK Kelly	CAN	18	-	36	-	13	-	-	-	67	67





BORMIO 2005

FIS ALPINE WORLD SKI CHAMPIONSHIPS – BORMIO 2005

AFTER LADIES SUPER-G SUPER-G FIS WCSL LIST

				5 DEC 2004 Lake Louise (CAN)									
				11 DEC 2004 Altenmarkt – Zauchensee (AUT)		21 DEC 2004 St Moritz (SUI)		12 JAN 2005 Cortina d'Ampezzo (ITA)		14 JAN 2005 Cortina d'Ampezzo (ITA)			
								30 JAN 2005 Santa Caterina (ITA)					
Number of Competitors: 69				1	2	3	4	5	6	Base	- X	+ Y = WCSL-SG	
Rank	FIS Code	Name	Nation	1	2	3	4	5	6	Base	- X	+ Y = WCSL-SG	
32	55339	LECHNER Martina	AUT	-	11	6	-	7	-	120	80	24	64
33	55313	ROHREGGER Eveline	AUT	1	29	-	7	-	-	62	41	37	58
34	536884	LUDLOW Libby	USA	14	16	-	-	-	-	74	49	30	55
35	515409	BERTHOD Sylviane	SUI	20	-	7	-	3	-	17	11	30	36
36	505260	HARGIN Janette	SWE	9	-	13	-	5	-	21	14	27	34
36	536477	MENDES Jonna	USA	-	-	3	13	16	-	6	4	32	34
38	225206	ALCOTT Chemmy	GBR	-	7	-	9	-	-	50	33	16	33
38	195837	MATTEL Magda	FRA	-	15	-	1	-	-	52	35	16	33
38	105546	TURGEON Melanie	CAN	-	-	-	-	-	-	100	67	-	33
41	295136	CECCARELLI Daniela	ITA	-	-	-	-	-	-	90	60	-	30
41	537446	MCCARTY Bryna	USA	10	14	6	-	-	-	-	-	30	30
41	495318	RUIZ CASTILLO Carolina	SPA	-	-	14	-	-	16	-	-	30	30
44	295449	KLEON Barbara	ITA	-	6	9	-	-	-	37	25	15	27
45	296242	GRUENER Angelika	ITA	11	13	-	-	-	-	-	-	24	24
46	565037	SUHADOLC Mojca	SLO	9	2	-	2	-	-	23	15	13	21
47	105741	FORSYTH Allison	CAN	16	-	3	-	-	-	-	-	19	19
48	515166	PIEREN Tanja	SUI	-	3	-	-	-	-	27	18	3	12
48	55052	SCHNEIDER Tanja	AUT	-	-	-	-	-	-	35	23	-	12
50	425001	FLEMMEN Andrine	NOR	-	-	-	-	-	-	27	18	-	9
50	205820	HUBER Isabelle	GER	-	-	-	-	-	-	27	18	-	9
52	515478	ALPIGER Ella	SUI	-	-	-	-	-	-	23	15	-	8
52	515560	SCHILD Martina	SUI	-	-	-	-	-	-	23	15	-	8
54	515348	BORGHI Catherine	SUI	-	-	-	-	-	-	22	15	-	7
54	55596	WILHELM Kathrin	AUT	-	4	-	-	-	-	9	6	4	7
56	296217	COLETTI Alexandra	ITA	-	-	-	-	-	-	17	11	-	6
56	195920	GIVELET Anne-Laure	FRA	-	-	-	-	-	-	17	11	-	6
56	195868	MEILLEUR Karine	FRA	4	-	-	-	-	-	7	5	4	6
56	55588	RUMPFHUBER Ingrid	AUT	-	-	-	-	-	-	18	12	-	6
56	106593	SPLAWINSKI Sophie	CAN	-	-	-	-	-	-	18	12	-	6
61	205392	HAEUSL Regina	GER	-	-	-	-	-	-	16	11	-	5
62	505449	BENT Nike	SWE	-	-	-	-	-	-	4	3	-	1





BORMIO 2005

FIS ALPINE WORLD SKI CHAMPIONSHIPS – BORMIO 2005 AFTER LADIES SUPER-G SUPER-G FIS WCSL LIST

5 DEC 2004 Lake Louise (CAN)
11 DEC 2004 Altenmarkt – Zauchensee (AUT)
21 DEC 2004 St Moritz (SUI)
12 JAN 2005 Cortina d'Ampezzo (ITA)
14 JAN 2005 Cortina d'Ampezzo (ITA)
30 JAN 2005 Santa Caterina (ITA)

Number of Competitors: 69

Rank	FIS Code	Name	Nation	1	2	3	4	5	6	Base	- X	+ Y	= WCSL-SG
62	515429	DUMERMUTH Monika	SUI	-	-	-	-	-	-	4	3	-	1
62	195311	DUVILLARD Julie	FRA	-	-	-	-	-	-	4	3	-	1
62	105662	LEFRANCOIS Anne Marie	CAN	-	-	-	-	-	-	4	3	-	1
62	505632	LINDELL-VIKARBY Jessica	SWE	-	-	-	-	-	-	3	2	-	1
62	515403	MUELLER Tamara	SUI	-	-	-	-	-	-	4	3	-	1
62	185140	POUTIAINEN Tanja	FIN	-	1	-	-	-	-	-	-	1	1
62	296473	SIORPAES Wendy	ITA	-	-	-	-	1	-	-	-	1	1

Number of Competitors per Nation until 60th position

AUT : 13	CAN : 6	CRO : 1	FRA : 6	GBR : 1	GER : 5
ITA : 8	NOR : 1	SLO : 2	SPA : 1	SUI : 7	SWE : 2
USA : 7					

LEGEND
Base Last season WCSL points
X (Base / number of planned races in the current season) * number of completed races in the current season
Y WC points won in the current season
WCSL-SG World Cup Start List points for Super-G

30-01-2005 / Santa Caterina (ITA) / 5784

Page 3/3


www.fis-ski.com

Generation Date: SUN 30 JAN 2005

Time: 13:36 Swatch Internet Time: @567

Document: 60A 1.0





BORMIO 2005

FIS ALPINE WORLD SKI CHAMPIONSHIPS – BORMIO 2005

AFTER LADIES SUPER-G OVERALL FIS WCSL LIST

Number of Competitors: 144

Rank	FIS Code	Name	Nation	WCSL	DH	SL	GS	SG	K
1	505483	PAERSON Anja	SWE	1391	83 (23)	446 (3)	560 (1)	302 (5)	–
2	55069	GOETSCHL Renate	AUT	1252	662 (1)	2 (58)	123 (19)	465 (1)	–
3	385022	KOSTELIC Janica	CRO	1223	293 (6)	395 (5)	237 (7)	198 (11)	100 (1)
4	185140	POUTIAINEN Tanja	FIN	1082	–	607 (1)	474 (2)	1 (62)	–
5	55198	DORFMEISTER Michaela	AUT	1059	453 (3)	–	225 (9)	363 (3)	18 (13)
6	205117	GERG Hilde	GER	935	557 (2)	–	9 (57)	369 (2)	–
7	537544	KILDOW Lindsey C.	USA	805	401 (5)	31 (37)	33 (39)	340 (4)	–
8	205378	ERTL Martina	GER	726	37 (34)	168 (15)	257 (6)	204 (10)	60 (2)
9	195374	MONTILLET-CARLES Carole	FRA	695	426 (4)	–	21 (43)	248 (8)	–
10	55590	SCHILD Marlies	AUT	660	7 (56)	475 (2)	153 (15)	–	25 (10)
11	565243	MAZE Tina	SLO	615	7 (56)	17 (44)	406 (3)	185 (13)	–
12	55212	MEISSNITZER Alexandra	AUT	561	160 (12)	–	136 (18)	265 (7)	–
13	537545	MANCUSO Julia	USA	539	97 (22)	62 (30)	152 (16)	187 (12)	41 (5)
14	206001	RIESCH Maria	GER	519	142 (16)	66 (28)	85 (25)	173 (14)	53 (3)
15	55576	GOERGL Elisabeth	AUT	503	19 (44)	174 (12)	228 (8)	82 (27)	–
16	535825	KOZNICK Kristina	USA	501	–	421 (4)	80 (26)	–	–
17	295342	PUTZER Karen	ITA	463	25 (41)	7 (53)	287 (5)	119 (21)	25 (10)
18	55690	HOSP Nicole	AUT	437	–	212 (9)	185 (11)	–	40 (6)
19	536481	SCHLEPER Sarah	USA	427	–	285 (7)	142 (17)	–	–
20	195671	JACQUEMOD Ingrid	FRA	411	245 (9)	–	25 (40)	141 (17)	–
21	536473	LALIVE Caroline	USA	392	194 (11)	–	13 (47)	159 (15)	26 (9)
22	295588	KOSTNER Isolde	ITA	390	266 (8)	–	4 (65)	120 (20)	–
23	536138	CLARK Kirsten L	USA	374	200 (10)	–	38 (36)	127 (19)	9 (19)
24	515170	STYGER Nadia	SUI	373	154 (14)	–	61 (32)	158 (16)	–
25	515268	NEF Sonja	SUI	351	–	176 (11)	175 (14)	–	–
26	515409	BERTHOD Sylviane	SUI	303	267 (7)	–	–	36 (35)	–
27	106056	SIMARD Genevieve	CAN	302	8 (53)	–	179 (12)	96 (23)	19 (12)
28	505187	OTTOSSON Anna	SWE	300	–	77 (25)	223 (10)	–	–
29	495065	RIENDA CONTRERAS M.	SPA	297	–	–	297 (4)	–	–
30	205636	BERGMANN-SCHMUDERER	GER	291	–	291 (6)	–	–	–
31	55539	BERGER Silvia	AUT	288	–	–	57 (34)	231 (9)	–
32	295533	RECCHIA Lucia	ITA	282	11 (50)	–	–	271 (6)	–
33	55261	OBERMOSER Brigitte	AUT	273	134 (17)	–	12 (50)	116 (22)	11 (17)
34	515573	AUFDENBLATTEN Fraenzi	SUI	269	132 (18)	–	60 (33)	69 (29)	8 (20)
34	105997	BRYDON Emily	CAN	269	154 (14)	–	11 (51)	92 (25)	12 (15)
36	55538	WIRTH Katja	AUT	255	121 (19)	–	–	128 (18)	6 (23)





BORMIO 2005

FIS ALPINE WORLD SKI CHAMPIONSHIPS – BORMIO 2005

AFTER LADIES SUPER-G OVERALL FIS WCSL LIST

Number of Competitors: 144

Rank	FIS Code	Name	Nation	WCSL	DH	SL	GS	SG	K
37	205119	HALTMAYR Petra	GER	253	158 (13)	–	–	95 (24)	–
38	296259	MOELGG Manuela	ITA	248	–	142 (19)	94 (23)	–	12 (15)
39	155415	ZAHROBSKA Sarka	CZE	241	–	212 (9)	1 (69)	–	28 (8)
40	705287	ZUZULOVA Veronika	SVK	228	–	228 (8)	–	–	–
41	105741	FORSYTH Allison	CAN	195	–	–	176 (13)	19 (47)	–
42	295435	GIUS Nicole	ITA	186	–	74 (27)	112 (21)	–	–
43	515370	OESTER Marlies	SUI	182	–	46 (33)	86 (24)	–	50 (4)
44	537772	STIEGLER Resi	USA	173	–	152 (17)	8 (58)	–	13 (14)
45	385027	FLEISS Nika	CRO	169	–	169 (13)	–	–	–
45	195249	PEQUEGNOT Laure	FRA	169	–	169 (13)	–	–	–
47	205115	GERG Annemarie	GER	167	–	145 (18)	22 (41)	–	–
48	55302	EGGER Sabine	AUT	166	–	166 (16)	–	–	–
49	55313	ROHREGGER Eveline	AUT	157	–	–	99 (22)	58 (33)	–
50	505260	HARGIN Janette	SWE	155	112 (20)	9 (51)	–	34 (36)	–
51	195377	PASCAL Christel	FRA	145	–	137 (20)	8 (58)	–	–
52	296729	FANCHINI Nadia	ITA	141	8 (53)	–	47 (35)	86 (26)	–
52	385032	JELUSIC Ana	CRO	141	–	131 (21)	10 (53)	–	–
54	295136	CECCARELLI Daniela	ITA	136	99 (21)	–	–	30 (41)	7 (22)
55	55838	ZETTEL Kathrin	AUT	130	–	66 (28)	64 (31)	–	–
56	55759	KIRCHGASSER Michaela	AUT	126	–	53 (31)	73 (27)	–	–
57	505610	BORSSEN Therese	SWE	123	–	122 (22)	1 (69)	–	–
58	505632	LINDELL–VIKARBY Jessica	SWE	118	64 (28)	–	22 (41)	1 (62)	31 (7)
59	195503	SUCHET Melanie	FRA	115	46 (30)	–	–	69 (29)	–
60	195912	DE LEYMARIE Florine	FRA	114	–	114 (23)	–	–	–
60	295445	KARBON Denise	ITA	114	–	–	114 (20)	–	–
62	105546	TURGEON Melanie	CAN	113	80 (24)	–	–	33 (38)	–
63	537446	MCCARTY Bryna	USA	109	79 (25)	–	–	30 (41)	–
64	106402	VANDERBEEK Kelly	CAN	102	35 (37)	–	–	67 (31)	–
65	536477	MENDES Jonna	USA	99	65 (27)	–	–	34 (36)	–
66	425458	VIKEN Line	NOR	98	–	98 (24)	–	–	–
67	425001	FLEMMEN Andrine	NOR	86	7 (56)	2 (58)	68 (29)	9 (50)	–
67	295449	KLEON Barbara	ITA	86	45 (31)	–	14 (46)	27 (44)	–
69	425443	BIRKELUND Karina	NOR	83	–	18 (43)	65 (30)	–	–
70	55750	FISCHBACHER Andrea	AUT	82	11 (50)	–	–	71 (28)	–
71	225206	ALCOTT Chemmy	GBR	77	37 (34)	–	7 (60)	33 (38)	–
71	205820	HUBER Isabelle	GER	77	68 (26)	–	–	9 (50)	–





BORMIO 2005

FIS ALPINE WORLD SKI CHAMPIONSHIPS – BORMIO 2005

AFTER LADIES SUPER-G OVERALL FIS WCSL LIST

Number of Competitors: 144

Rank	FIS Code	Name	Nation	WCSL	DH	SL	GS	SG	K
73	515348	BORGHI Catherine	SUI	76	61 (29)	–	–	7 (54)	8 (20)
73	185058	RAITA Henna	FIN	76	–	76 (26)	–	–	–
75	105884	KELLY Gail	CAN	73	–	–	73 (27)	–	–
76	536884	LUDLOW Libby	USA	68	9 (52)	–	4 (65)	55 (34)	–
77	55339	LECHNER Martina	AUT	64	–	–	–	64 (32)	–
78	505760	PIETILAE–HOLMNER Maria	SWE	62	–	28 (39)	34 (38)	–	–
79	295265	CERESA Annalisa	ITA	48	–	48 (32)	–	–	–
79	195837	MATTEL Magda	FRA	48	15 (47)	–	–	33 (38)	–
81	55383	BLASER Karin	AUT	45	45 (31)	–	–	–	–
82	425051	ROGNMO Trine–Bakke	NOR	44	–	44 (34)	–	–	–
82	55359	TRUPPE Karin	AUT	44	–	44 (34)	–	–	–
84	55596	WILHELM Kathrin	AUT	43	36 (36)	–	–	7 (54)	–
85	55622	VIERTHALER Astrid	AUT	40	40 (33)	–	–	–	–
86	295738	BACHMANN Silke	ITA	38	–	2 (58)	36 (37)	–	–
87	515560	SCHILD Martina	SUI	37	29 (38)	–	–	8 (52)	–
88	106022	JANYK Britt	CAN	33	–	20 (41)	13 (47)	–	–
88	195215	VIDAL Vanessa	FRA	33	–	33 (36)	–	–	–
90	55052	SCHNEIDER Tanja	AUT	32	20 (43)	–	–	12 (48)	–
91	106527	ACTON Brigitte	CAN	31	–	13 (47)	18 (45)	–	–
92	495318	RUIZ CASTILLO Carolina	SPA	30	–	–	–	30 (41)	–
93	425380	BREMSETH Lisa	NOR	29	–	29 (38)	–	–	–
94	296472	FANCHINI Elena	ITA	28	28 (39)	–	–	–	–
95	515429	DUMERMUTH Monika	SUI	27	26 (40)	–	–	1 (62)	–
96	106593	SPLAWINSKI Sophie	CAN	26	–	–	20 (44)	6 (56)	–
97	296242	GRUENER Angelika	ITA	24	–	–	–	24 (45)	–
97	55588	RUMPFHUBER Ingrid	AUT	24	18 (45)	–	–	6 (56)	–
99	205392	HAEUSL Regina	GER	23	18 (45)	–	–	5 (61)	–
99	55691	SPONRING Christine	AUT	23	–	23 (40)	–	–	–
99	565037	SUHADOLC Mojca	SLO	23	1 (67)	–	1 (69)	21 (46)	–
102	105662	LEFRANCOIS Anne Marie	CAN	22	21 (42)	–	–	1 (62)	–
103	155047	ZAKOURILOVA Petra	CZE	20	–	20 (41)	–	–	–
104	296354	COSTAZZA Chiara	ITA	16	–	16 (45)	–	–	–
105	195920	GIVELET Anne–Laure	FRA	14	8 (53)	–	–	6 (56)	–
105	435142	KARASINSKA Katarzyna	POL	14	–	14 (46)	–	–	–
107	515092	GRUENENFELDER Corina	SUI	13	–	13 (47)	–	–	–
107	196460	MARCHAND–ARVIER Marie	FRA	13	13 (48)	–	–	–	–





BORMIO 2005



FIS ALPINE WORLD SKI CHAMPIONSHIPS – BORMIO 2005

AFTER LADIES SUPER-G OVERALL FIS WCSL LIST

Number of Competitors: 144

Rank	FIS Code	Name	Nation	WCSL	DH	SL	GS	SG	K
107	295927	PLANATSCHER Magdalena	ITA	13	–	–	13 (47)	–	–
110	55290	HEREGGER Selina	AUT	12	12 (49)	–	–	–	–
110	515166	PIEREN Tanja	SUI	12	–	–	–	12 (48)	–
112	515478	ALPIGER Ella	SUI	11	3 (64)	–	–	8 (52)	–
112	565207	DABIC Lea	SLO	11	–	–	–	–	11 (17)
112	195868	MEILLEUR Karine	FRA	11	5 (60)	–	–	6 (56)	–
112	195931	PELTIER Audrey	FRA	11	–	–	11 (51)	–	–
116	205806	BLIENINGER Anja	GER	10	–	–	10 (53)	–	–
116	505271	EKMAN Susanne	SWE	10	–	8 (52)	2 (67)	–	–
116	305287	HIROI Noriyo	JPN	10	–	10 (49)	–	–	–
116	515095	KUMMER Lilian	SUI	10	–	–	10 (53)	–	–
116	296008	MERIGHETTI Daniela	ITA	10	–	–	10 (53)	–	–
116	537145	ROSS Lauren	USA	10	–	10 (49)	–	–	–
122	296217	COLETTI Alexandra	ITA	9	3 (64)	–	–	6 (56)	–
123	296473	SIORPAES Wendy	ITA	8	7 (56)	–	–	1 (62)	–
124	195311	DUVILLARD Julie	FRA	7	4 (63)	–	2 (67)	1 (62)	–
125	195905	COLOMBAN Emmanuelle	FRA	6	–	–	6 (61)	–	–
125	565268	DREV Ana	SLO	6	–	–	6 (61)	–	–
125	195927	LAZIER Laurence	FRA	6	–	–	6 (61)	–	–
125	425389	NILSEN Stina Hofgard	NOR	6	–	–	6 (61)	–	–
125	565097	PRETNAR Spela	SLO	6	–	6 (54)	–	–	–
130	515244	CASANOVA Carmen	SUI	5	5 (60)	–	–	–	–
130	515496	IMLIG Corinne	SUI	5	5 (60)	–	–	–	–
130	505351	OLOFSSON Sofie	SWE	5	–	5 (55)	–	–	–
130	355038	WALTER Jessica	LIE	5	–	5 (55)	–	–	–
134	55675	ZEISER Daniela	AUT	4	–	4 (57)	–	–	–
135	305092	KASHIWAGI Kumiko	JPN	2	–	2 (58)	–	–	–
135	536479	POWERS Alison	USA	2	2 (66)	–	–	–	–
135	55388	RAICH Carina	AUT	2	–	2 (58)	–	–	–
138	505449	BENT Nike	SWE	1	–	–	–	1 (62)	–
138	205872	HILD Ellen	GER	1	1 (67)	–	–	–	–
138	537230	KELLEY Jessica C	USA	1	–	–	1 (69)	–	–
138	296073	MORANDINI Claudia	ITA	1	–	1 (63)	–	–	–
138	515403	MUELLER Tamara	SUI	1	–	–	–	1 (62)	–
138	65038	PERSYN Karen	BEL	1	–	1 (63)	–	–	–
138	296091	PEZZEDI Emmi	ITA	1	–	1 (63)	–	–	–





BORMIO 2005



FIS ALPINE WORLD SKI CHAMPIONSHIPS – BORMIO 2005
AFTER LADIES SUPER-G
OVERALL FIS WCSL LIST

LEGEND

GS Giant Slalom points **SG** Super-G points **DH** Downhill points **WCSL** Overall points **SL** Slalom points
K Combined points

30-01-2005 / Santa Caterina (ITA) / 5784

Page 5/5

www.fis-ski.com

Generation Date: SUN 30 JAN 2005

Time: 13:36 Swatch Internet Time: @567

Document: 60B 1.0






FIS ALPINE WORLD SKI CHAMPIONSHIPS - BORMIO 2005
LADIES SUPER-G
MEDALISTS OF EVENT

Medal	Name	NOC
GOLD	PAERSON Anja	Sweden (SWE)
SILVER	RECCHIA Lucia	Italy (ITA)
BRONZE	MANCUSO Julia	United States of America (USA)






FIS ALPINE WORLD SKI CHAMPIONSHIPS - BORMIO 2005
 AFTER 2 OF 11 EVENTS
MEDAL STANDINGS

Rank	Nation	NOC	Men				Ladies				Total				Rank by Total
			Gold	Silver	Bronze	Total	Gold	Silver	Bronze	Total	Gold	Silver	Bronze	Total	
1	United States of America	USA	1	-	-	1	-	-	1	1	1	-	1	2	1
2	Sweden	SWE	-	-	-	-	1	-	-	1	1	-	-	1	3
3	Austria	AUT	-	1	1	2	-	-	-	-	-	1	1	2	1
4	Italy	ITA	-	-	-	-	-	1	-	1	-	1	-	1	3
Total			1	1	1	3	1	1	1	3	2	2	2	6	

Completed events	Events still to be held
Men's Super G Ladies Super G	Men's Combined Ladies Combined Men's Downhill Ladies Downhill Ladies Giant Slalom Men's Giant Slalom Ladies Slalom Men's Slalom Team Event





FIS ALPINE WORLD SKI CHAMPIONSHIPS - BORMIO 2005

AFTER 2 OF 11 EVENTS

MEDALISTS BY EVENT

Event Name	Date	Medal	Name	NOC
Men's Super G	29 JAN 2005	Gold	MILLER Bode	United States of America
		Silver	WALCHHOFFER Michael	Austria
		Bronze	RAICH Benjamin	Austria
Ladies Super G	30 JAN 2005	Gold	PAERSON Anja	Sweden
		Silver	RECCHIA Lucia	Italy
		Bronze	MANCUSO Julia	United States of America

Completed events	Events still to be held
Men's Super G Ladies Super G	Men's Combined Ladies Combined Men's Downhill Ladies Downhill Ladies Giant Slalom Men's Giant Slalom Ladies Slalom Men's Slalom Team Event

30-01-2005 / Santa Caterina (ITA) / 5784

Page 1/1

Data Processing by SWATCH

www.fis-ski.com

SWATCH Timing

Generation Date: SUN 30 JAN 2005

Time: 13:37 Swatch Internet Time: @567

Document: 92A 1.0

