




Rai

**FIS ALPINE WORLD SKI CHAMPIONSHIPS – BORMIO 2005**

## LADIES DOWNHILL

**ALPHABETICAL LIST OF COMPETITORS TRAINING 1**

Number of Competitors: 39

Nation	FIS Code	Name	FIS Points (January 2005 List)							
			DH		SL		GS		SG	
<b>AUT</b>	55198	<b>DORFMEISTER Michaela</b>	2.03	(3)	56.83	(691)	4.05	(9)	1.46	(2)
	55069	<b>GOETSCHL Renate</b>	0.00	(1)	27.94	(182)	5.29	(19)	0.00	(1)
	55212	<b>MEISSNITZER Alexandra</b>	4.88	(12)	103.39	(1853)	5.13	(18)	2.96	(5)
	55538	<b>WIRTH Katja</b>	5.26	(19)	66.96	(901)	17.90	(116)	4.94	(16)
<b>CAN</b>	105997	<b>BRYDON Emily</b>	4.94	(14)	26.83	(168)	13.67	(75)	5.51	(24)
	106402	<b>VANDERBEEK Kelly</b>	11.57	(50)	38.84	(348)	18.90	(125)	5.99	(30)
<b>CRO</b>	385022	<b>KOSTELIC Janica</b>	3.59	(6)	2.33	(5)	3.91	(7)	4.01	(10)
<b>CZE</b>	155333	<b>HRSTKOVA Lucie</b>	104.59	(501)	24.54	(151)	19.57	(131)	27.61	(115)
	155415	<b>ZAHROBSKA Sarka</b>	41.91	(149)	4.34	(9)	13.89	(76)	31.24	(136)
<b>FRA</b>	195311	<b>DUVILLARD Julie</b>	17.97	(71)	90.42	(1498)	12.97	(67)	20.18	(70)
	195671	<b>JACQUEMOD Ingrid</b>	4.05	(9)	167.57	(3014)	9.00	(42)	4.83	(15)
	196460	<b>MARCHAND-ARVIER Marie</b>	17.75	(70)	30.33	(221)	29.20	(266)	21.43	(79)
	195837	<b>MATTEL Magda</b>	10.20	(47)	258.94	(3739)	27.45	(227)	13.50	(44)
	195374	<b>MONTILLET-CARLES Carole</b>	2.29	(4)	232.25	(3627)	14.02	(78)	2.98	(6)
<b>GBR</b>	225206	<b>ALCOTT Chemmy</b>	10.12	(46)	19.77	(104)	21.89	(171)	16.56	(52)
<b>GER</b>	205378	<b>ERTL Martina</b>	7.46	(34)	4.82	(15)	3.67	(6)	3.91	(8)
	205117	<b>GERG Hilde</b>	1.02	(2)	62.53	(816)	18.51	(121)	1.66	(3)
	205119	<b>HALTMAYR Petra</b>	4.90	(13)	79.93	(1213)	21.98	(172)	5.47	(23)
	205820	<b>HUBER Isabelle</b>	5.78	(26)	100.87	(1781)	48.12	(601)	13.92	(47)
<b>ITA</b>	295136	<b>CECCARELLI Daniela</b>	5.47	(21)	118.36	(2181)	28.69	(251)	8.70	(34)
	296472	<b>FANCHINI Elena</b>	14.03	(56)	39.54	(361)	28.60	(250)	23.03	(86)
	295588	<b>KOSTNER Isolde</b>	3.85	(8)	–		21.00	(159)	5.75	(26)
	295533	<b>RECCHIA Lucia</b>	19.79	(74)	129.86	(2397)	11.90	(58)	4.15	(12)
<b>NOR</b>	425579	<b>MEISINGSET Cathrine</b>	50.59	(181)	60.23	(771)	16.12	(95)	51.36	(307)
<b>RUS</b>	485359	<b>BLAGOULIAK Tatiana</b>	63.92	(256)	186.12	(3254)	35.80	(386)	45.09	(245)
	485364	<b>KASAKOVA Alena</b>	91.50	(427)	46.36	(482)	37.72	(417)	59.64	(391)

31-01-2005 / Santa Caterina (ITA) / 5786

Page 1/2

Data Processing by SWATCH

www.fis-ski.com

SWATCH Timing

Generation Date: SUN 30 JAN 2005

Time: 15:19 Swatch Internet Time: @638

Document: 32E 1.0



# FIS ALPINE WORLD SKI CHAMPIONSHIPS – BORMIO 2005

## LADIES DOWNHILL

### ALPHABETICAL LIST OF COMPETITORS TRAINING 1

Number of Competitors: 39

Nation	FIS Code	Name	FIS Points (January 2005 List)							
			DH	SL	GS	SG				
<b>SLO</b>	565278	<b>RABIC Urska</b>	21.79	(81)	35.95	(301)	22.59	(182)	19.00	(67)
	565037	<b>SUHADOLC Mojca</b>	21.90	(83)	309.00	(3852)	20.18	(148)	20.53	(75)
<b>SUI</b>	515573	<b>AUFDENBLATTEN Fraenzi</b>	5.15	(18)	26.26	(164)	8.58	(38)	5.84	(28)
	515409	<b>BERTHOD Sylviane</b>	3.84	(7)	219.95	(3542)	30.33	(284)	16.90	(54)
	515170	<b>STYGER Nadia</b>	4.94	(14)	138.29	(2551)	8.73	(40)	4.77	(13)
<b>SWE</b>	505260	<b>HARGIN Janette</b>	5.35	(20)	14.83	(70)	17.05	(106)	16.41	(51)
	505632	<b>LINDELL-VIKARBY Jessica</b>	5.81	(27)	37.74	(327)	22.04	(173)	26.73	(107)
	505483	<b>PAERSON Anja</b>	5.63	(23)	1.77	(3)	0.00	(1)	3.98	(9)
<b>USA</b>	536138	<b>CLARK Kirsten L</b>	4.49	(10)	150.51	(2760)	9.00	(42)	5.32	(21)
	537544	<b>KILDOW Lindsey C.</b>	2.54	(5)	11.66	(51)	11.48	(54)	2.65	(4)
	536473	<b>LALIVE Caroline</b>	4.55	(11)	65.24	(873)	13.65	(74)	4.79	(14)
	537446	<b>MCCARTY Bryna</b>	5.67	(25)	98.74	(1725)	19.61	(133)	16.30	(50)
	536477	<b>MENDES Jonna</b>	5.81	(27)	123.42	(2298)	19.06	(127)	15.29	(48)

#### LEGEND

DH Downhill    SL Slalom    GS Giant Slalom    SG Super-G

31-01-2005 / Santa Caterina (ITA) / 5786

Page 2/2

Data Processing by SWATCH

www.fis-ski.com


SWATCH Timing

Generation Date: SUN 30 JAN 2005

Time: 15:19 Swatch Internet Time: @638

Document: 32E 1.0





## FIS ALPINE WORLD SKI CHAMPIONSHIPS – BORMIO 2005

### LADIES DOWNHILL

### DRAW LIST BY POINTS TRAINING 1

Number of Competitors: 39

No.	FIS Code	Name	Nation	WCSL-DH	WCSL-O	FIS-DH
1	55069	GOETSCHL Renate	AUT	662 (1)	1252 (2)	0.00 (1)
2	205117	GERG Hilde	GER	557 (2)	935 (6)	1.02 (2)
3	55198	DORFMEISTER Michaela	AUT	453 (3)	1059 (5)	2.03 (3)
4	195374	MONTILLET-CARLES Carole	FRA	426 (4)	695 (9)	2.29 (4)
5	537544	KILDOW Lindsey C.	USA	401 (5)	805 (7)	2.54 (5)
6	385022	KOSTELIC Janica	CRO	293 (6)	1223 (3)	3.59 (6)
7	515409	BERTHOD Sylviane	SUI	267 (7)	303 (26)	3.84 (7)
8	295588	KOSTNER Isolde	ITA	266 (8)	390 (22)	3.85 (8)
9	195671	JACQUEMOD Ingrid	FRA	245 (9)	411 (20)	4.05 (9)
10	536138	CLARK Kirsten L	USA	200 (10)	374 (23)	4.49 (10)
11	536473	LALIVE Caroline	USA	194 (11)	392 (21)	4.55 (11)
12	55212	MEISSNITZER Alexandra	AUT	160 (12)	561 (12)	4.88 (12)
13	205119	HALTMAYR Petra	GER	158 (13)	253 (37)	4.90 (13)
14	515170	STYGER Nadia	SUI	154 (14)	373 (24)	4.94 (15)
15	105997	BRYDON Emily	CAN	154 (14)	269 (34)	4.94 (14)
16	+400 505483	PAERSON Anja	SWE	83 (23)	1391 (1)	5.63 (20)
17	+400 205378	ERTL Martina	GER	37 (34)	726 (8)	7.46 (25)
18	515573	AUFDENBLATTEN Fraenzi	SUI	132 (18)	269 (34)	5.15 (16)
19	55538	WIRTH Katja	AUT	121 (19)	255 (36)	5.26 (17)
20	505260	HARGIN Janette	SWE	112 (20)	155 (50)	5.35 (18)
21	295136	CECCARELLI Daniela	ITA	99 (21)	136 (54)	5.47 (19)
22	537446	MCCARTY Bryna	USA	79 (25)	109 (63)	5.67 (21)
23	205820	HUBER Isabelle	GER	68 (26)	77 (71)	5.78 (22)
24	536477	MENDES Jonna	USA	65 (27)	99 (65)	5.81 (24)
25	505632	LINDELL-VIKARBY Jessica	SWE	64 (28)	118 (58)	5.81 (23)
26	225206	ALCOTT Chemmy	GBR	37 (34)	77 (71)	10.12 (26)
27	106402	VANDERBEEK Kelly	CAN	35 (37)	102 (64)	11.57 (28)
28	296472	FANCHINI Elena	ITA	28 (39)	28 (94)	14.03 (29)
29	195837	MATTEL Magda	FRA	15 (47)	48 (79)	10.20 (27)
30	196460	MARCHAND-ARVIER Marie	FRA	13 (48)	13 (107)	17.75 (30)
31	195311	DUVILLARD Julie	FRA	4 (63)	7 (124)	17.97 (31)
32	295533	RECCHIA Lucia	ITA	11 (50)	282 (32)	19.79 (32)
33	565278	RABIC Urska	SLO	-	-	21.79 (33)
34	565037	SUHADOLC Mojca	SLO	1 (67)	23 (99)	21.90 (34)
35	155415	ZAHROBSKA Sarka	CZE	-	241 (39)	41.91 (35)

31-01-2005 / Santa Caterina (ITA) / 5786

Page 1/2

Data Processing by SWATCH

www.fis-ski.com

SWATCH Timing

Generation Date: SUN 30 JAN 2005

Time: 15:19 Swatch Internet Time: @638

Document: 45B 1.0



# FIS ALPINE WORLD SKI CHAMPIONSHIPS – BORMIO 2005

LADIES DOWNHILL

## DRAW LIST BY POINTS TRAINING 1

Number of Competitors: 39

No.	FIS Code	Name	Nation	WCSL-DH	WCSL-O	FIS-DH
36	425579	MEISINGSET Cathrine	NOR	–	–	50.59 (36)
37	485359	BLAGOULIAK Tatiana	RUS	–	–	63.92 (37)
38	485364	KASAKOVA Alena	RUS	–	–	91.50 (38)
39	155333	HRSTKOVA Lucie	CZE	–	–	104.59 (39)

### LEGEND

**+400** More than 400 points on WCSL-O after 15th place or after 30th place

**WCSL-DH** World Cup Start List points for Downhill

**FIS-DH** FIS points for Downhill

**WCSL-O** Overall WCSL points  
**No.** Control Number

31-01-2005 / Santa Caterina (ITA) / 5786

Page 2/2

Data Processing by SWATCH

[www.fis-ski.com](http://www.fis-ski.com)

SWATCH Timing

Generation Date: SUN 30 JAN 2005


Time: 15:19 Swatch Internet Time: @638

Document: 45B 1.0





Rai

**FIS ALPINE WORLD SKI CHAMPIONSHIPS - BORMIO 2005**

LADIES DOWNHILL

**START LIST TRAINING 1**

Jury			Technical Data	
<b>TD FIS</b>	M. KRANJC	SLO	<b>Course Name</b>	Deborah Compagnoni
<b>Referee</b>	K. HOCH	FIS	<b>Start Altitude</b>	2530 m
<b>Assistant Referee</b>	J. TISCHHAUSER	FIS	<b>Finish Altitude</b>	1745 m
<b>Chief of Race</b>	R. SENONER	ITA	<b>Vertical Drop</b>	785 m
<b>Start Referee</b>	P. BOTH	AUT	<b>Course Length</b>	2563 m
<b>Finish Referee</b>	W. GAJEWSKI	POL	<b>Homologation Number</b>	7665/12/04

**Race Information**

<b>Course Setter</b>	J. TISCHHAUSER	FIS		
<b>Number of Gates</b>				
<b>Start Time</b>	11:45			
<b>Forerunners</b>	A - A. LAZZARINI	ITA	D - M. ALESSI	ITA
	B - D. CUSINI	ITA	E - T. IMPERIAL	ITA
	C - G. LENTI	ITA		

**Number of Competitors: 39**

Bib	FIS Code	Name	Year of Birth	Nation	Time	Ski
1	295136	<b>CECCARELLI Daniela</b>	1975	ITA		DYNASTAR
2	106402	<b>VANDERBEEK Kelly</b>	1983	CAN		VÖLKL
3	537446	<b>MCCARTY Bryna</b>	1983	USA		DYNASTAR
4	55538	<b>WIRTH Katja</b>	1980	AUT		BLIZZARD
5	536477	<b>MENDES Jonna</b>	1979	USA		FISCHER
6	195837	<b>MATTEL Magda</b>	1980	FRA		DYNASTAR
7	196460	<b>MARCHAND-ARVIER Marie</b>	1985	FRA		SALOMON
8	505632	<b>LINDELL-VIKARBY Jessica</b>	1984	SWE		ROSSIGNOL
9	105997	<b>BRYDON Emily</b>	1980	CAN		SALOMON
10	55212	<b>MEISSNITZER Alexandra</b>	1973	AUT		VÖLKL
11	515170	<b>STYGER Nadia</b>	1978	SUI		SALOMON
12	55069	<b>GOETSCHL Renate</b>	1975	AUT		SALOMON
13	295588	<b>KOSTNER Isolde</b>	1975	ITA		FISCHER
14	205117	<b>GERG Hilde</b>	1975	GER		VÖLKL
15	55198	<b>DORFMEISTER Michaela</b>	1973	AUT		ATOMIC
16	195374	<b>MONTILLET-CARLES Carole</b>	1973	FRA		ROSSIGNOL
17	537544	<b>KILDOW Lindsey C.</b>	1984	USA		ROSSIGNOL
18	536138	<b>CLARK Kirsten L</b>	1977	USA		FISCHER
19	536473	<b>LALIVE Caroline</b>	1979	USA		HEAD
20	515409	<b>BERTHOD Sylviane</b>	1977	SUI		DYNASTAR
21	385022	<b>KOSTELIC Janica</b>	1982	CRO		SALOMON
22	195671	<b>JACQUEMOD Ingrid</b>	1978	FRA		SALOMON

31-01-2005 / Santa Caterina (ITA) / 5786

Page 1/2

Data Processing by SWATCH

www.fis-ski.com

SWATCH Timing

Generation Date: SUN 30 JAN 2005

Time: 16:01 Swatch Internet Time: @667

Document: 51A 1.0



# FIS ALPINE WORLD SKI CHAMPIONSHIPS – BORMIO 2005


LADIES DOWNHILL

## START LIST TRAINING 1

Number of Competitors: 39

Bib	FIS Code	Name	Year of Birth	Nation	Time	Ski
23	205119	HALTMAYR Petra	1975	GER		FISCHER
24	505483	PAERSON Anja	1981	SWE		SALOMON
25	205378	ERTL Martina	1973	GER		ROSSIGNOL
26	296472	FANCHINI Elena	1985	ITA		DYNASTAR
27	515573	AUFDENBLATTEN Fraenzi	1981	SUI		SALOMON
28	505260	HARGIN Janette	1977	SWE		ROSSIGNOL
29	225206	ALCOTT Chemmy	1982	GBR		FISCHER
30	205820	HUBER Isabelle	1981	GER		ROSSIGNOL
31	195311	DUVILLARD Julie	1978	FRA		DYNASTAR
32	295533	RECCHIA Lucia	1980	ITA		VÖLKL
33	565278	RABIC Urska	1985	SLO		ROSSIGNOL
34	565037	SUHADOLC Mojca	1975	SLO		VÖLKL
35	155415	ZAHROBSKA Sarka	1985	CZE		HEAD
36	425579	MEISINGSET Cathrine	1985	NOR		ROSSIGNOL
37	485359	BLAGOULIAK Tatiana	1984	RUS		FISCHER
38	485364	KASAKOVA Alena	1984	RUS		SALOMON
39	155333	HRSTKOVA Lucie	1981	CZE		ROSSIGNOL





## FIS ALPINE WORLD SKI CHAMPIONSHIPS - BORMIO 2005

LADIES DOWNHILL

### RESULTS TRAINING 1 BY RANK

Jury			Technical Data	
<b>TD FIS</b>	M. KRANJC	SLO	<b>Course Name</b>	Deborah Compagnoni
<b>Referee</b>	K. HOCH	FIS	<b>Start Altitude</b>	2530 m
<b>Assistant Referee</b>	J. TISCHHAUSER	FIS	<b>Finish Altitude</b>	1745 m
<b>Chief of Race</b>	R. SENONER	ITA	<b>Vertical Drop</b>	785 m
<b>Start Referee</b>	P. BOTH	AUT	<b>Course Length</b>	2563 m
<b>Finish Referee</b>	W. GAJEWSKI	POL	<b>Homologation Number</b>	7665/12/04

#### Race Information

<b>Course Setter</b>	J. TISCHHAUSER	FIS		
<b>Number of Gates</b>	42			
<b>Start Time</b>	11:45			
<b>Forerunners</b>	A - A. LAZZARINI	ITA	D - M. ALESSI	ITA
	B - D. CUSINI	ITA	E - T. IMPERIAL	ITA
	C - G. LENTI	ITA		

Weather: Sunny Snow: Hard Temperature – Start: –11 °C Finish: –8 °C

Number of Competitors: 39

Rank	Bib	FIS Code	Name	Year of Birth	Nation	Time	Diff.	Ski
1	15	55198	DORFMEISTER Michaela	1973	AUT	1:42.41		ATOMIC
2	14	205117	GERG Hilde	1975	GER	1:43.31	0.90	VÖLKL
3	13	295588	KOSTNER Isolde	1975	ITA	1:43.42	1.01	FISCHER
4	9	105997	BRYDON Emily	1980	CAN	1:43.69	1.28	SALOMON
5	24	505483	PAERSON Anja	1981	SWE	1:43.93	1.52	SALOMON
6	19	536473	LALIVE Caroline	1979	USA	1:43.95	1.54	HEAD
7	11	515170	STYGER Nadia	1978	SUI	1:44.47	2.06	SALOMON
8	4	55538	WIRTH Katja	1980	AUT	1:44.53	2.12	BLIZZARD
9	3	537446	MCCARTY Bryna	1983	USA	1:44.55	2.14	DYNASTAR
10	27	515573	AUFDENBLATTEN Fraenzi	1981	SUI	1:44.58	2.17	SALOMON
11	16	195374	MONTILLET-CARLES Carole	1973	FRA	1:44.60	2.19	ROSSIGNOL
12	22	195671	JACQUEMOD Ingrid	1978	FRA	1:44.62	2.21	SALOMON
13	28	505260	HARGIN Janette	1977	SWE	1:44.82	2.41	ROSSIGNOL
14	1	295136	CECCARELLI Daniela	1975	ITA	1:44.83	2.42	DYNASTAR
15	23	205119	HALTMAYR Petra	1975	GER	1:44.91	2.50	FISCHER
16	32	295533	RECCHIA Lucia	1980	ITA	1:44.95	2.54	VÖLKL
17	8	505632	LINDELL-VIKARBY Jessica	1984	SWE	1:45.11	2.70	ROSSIGNOL

#742 \_\_\_\_\_



# FIS ALPINE WORLD SKI CHAMPIONSHIPS – BORMIO 2005

## LADIES DOWNHILL

### RESULTS TRAINING 1 BY RANK

Number of Competitors: 39

Rank	Bib	FIS Code	Name	Year of Birth	Nation	Time	Diff.	Ski
18	21	385022	KOSTELIC Janica	1982	CRO	1:45.15	2.74	SALOMON
19	20	515409	BERTHOD Sylviane	1977	SUI	1:45.29	2.88	DYNASTAR
20	10	55212	MEISSNITZER Alexandra	1973	AUT	1:45.39	2.98	VÖLKL
21	18	536138	CLARK Kirsten L	1977	USA	1:45.52	3.11	FISCHER
22	12	55069	GOETSCHL Renate	1975	AUT	1:45.66	3.25	SALOMON
23	31	195311	DUVILLARD Julie	1978	FRA	1:45.69	3.28	DYNASTAR
24	5	536477	MENDES Jonna	1979	USA	1:45.94	3.53	FISCHER
25	2	106402	VANDERBEEK Kelly	1983	CAN	1:46.29	3.88	VÖLKL
26	7	196460	MARCHAND-ARVIER Marie	1985	FRA	1:46.71	4.30	SALOMON
27	29	225206	ALCOTT Chemmy	1982	GBR	1:46.78	4.37	FISCHER
28	33	565278	RABIC Urska	1985	SLO	1:47.86	5.45	ROSSIGNOL
29	36	425579	MEISINGSET Cathrine	1985	NOR	1:48.34	5.93	ROSSIGNOL
30	39	155333	HRSTKOVA Lucie	1981	CZE	1:50.44	8.03	ROSSIGNOL
31	35	155415	ZAHROBSKA Sarka	1985	CZE	1:50.56	8.15	HEAD
32	26	296472	FANCHINI Elena	1985	ITA	2:09.33	26.92	DYNASTAR
	25	205378	ERTL Martina	1973	GER	DNF		ROSSIGNOL
	34	565037	SUHADOLC Mojca	1975	SLO	DNF		VÖLKL
	37	485359	BLAGOULIAK Tatiana	1984	RUS	DNF		FISCHER
	17	537544	KILDOW Lindsey C.	1984	USA	DNF		ROSSIGNOL
	30	205820	HUBER Isabelle	1981	GER	DNF		ROSSIGNOL
	38	485364	KASAKOVA Alena	1984	RUS	DNF		SALOMON
	6	195837	MATTEL Magda	1980	FRA	DQ	Gate 20 Rule 629.3	DYNASTAR

#### Reason for disqualification:

629.3 Does not pass through a gate correctly (art. 661.4)

Technical Delegate:

**M. KRANJC (SLO) #742**

#### LEGEND

DNF Did Not Start    DNF Did Not Finish    DQ Disqualified

31-01-2005 / Santa Caterina (ITA) / 5786

Page 2/2

Data Processing by SWATCH

www.fis-ski.com

SWATCH Timing

Generation Date: MON 31 JAN 2005

Time: 13:55 Swatch Internet Time: @580


Document: 74B 1.0







Rai

**FIS ALPINE WORLD SKI CHAMPIONSHIPS - BORMIO 2005**

LADIES DOWNHILL

**RESULTS TRAINING 1 BY BIB**

Jury			Technical Data	
<b>TD FIS</b>	M. KRANJC	SLO	<b>Course Name</b>	Deborah Compagnoni
<b>Referee</b>	K. HOCH	FIS	<b>Start Altitude</b>	2530 m
<b>Assistant Referee</b>	J. TISCHHAUSER	FIS	<b>Finish Altitude</b>	1745 m
<b>Chief of Race</b>	R. SENONER	ITA	<b>Vertical Drop</b>	785 m
<b>Start Referee</b>	P. BOTH	AUT	<b>Course Length</b>	2563 m
<b>Finish Referee</b>	W. GAJEWSKI	POL	<b>Homologation Number</b>	7665/12/04

**Race Information**

<b>Course Setter</b>	J. TISCHHAUSER	FIS		
<b>Number of Gates</b>	42			
<b>Start Time</b>	11:45			
<b>Forerunners</b>	A - A. LAZZARINI	ITA	D - M. ALESSI	ITA
	B - D. CUSINI	ITA	E - T. IMPERIAL	ITA
	C - G. LENTI	ITA		

Weather: Sunny Snow: Hard Temperature – Start: –11 °C Finish: –8 °C

**Number of Competitors: 39**

Bib	FIS Code	Name	Year of Birth	Nation	Time	Rank	Ski
1	295136	CECCARELLI Daniela	1975	ITA	1:44.83	(14)	DYNASTAR
2	106402	VANDERBEEK Kelly	1983	CAN	1:46.29	(25)	VÖLKL
3	537446	MCCARTY Bryna	1983	USA	1:44.55	(9)	DYNASTAR
4	55538	WIRTH Katja	1980	AUT	1:44.53	(8)	BLIZZARD
5	536477	MENDES Jonna	1979	USA	1:45.94	(24)	FISCHER
6	195837	MATTEL Magda	1980	FRA	DQ	Gate 20 Rule 629.3	DYNASTAR
7	196460	MARCHAND-ARVIER Marie	1985	FRA	1:46.71	(26)	SALOMON
8	505632	LINDELL-VIKARBY Jessica	1984	SWE	1:45.11	(17)	ROSSIGNOL
9	105997	BRYDON Emily	1980	CAN	1:43.69	(4)	SALOMON
10	55212	MEISSNITZER Alexandra	1973	AUT	1:45.39	(20)	VÖLKL
11	515170	STYGER Nadia	1978	SUI	1:44.47	(7)	SALOMON
12	55069	GOETSCHL Renate	1975	AUT	1:45.66	(22)	SALOMON
13	295588	KOSTNER Isolde	1975	ITA	1:43.42	(3)	FISCHER
14	205117	GERG Hilde	1975	GER	1:43.31	(2)	VÖLKL
15	55198	DORFMEISTER Michaela	1973	AUT	1:42.41	(1)	ATOMIC
16	195374	MONTILLET-CARLES Carole	1973	FRA	1:44.60	(11)	ROSSIGNOL
17	537544	KILDOW Lindsey C.	1984	USA	DNF		ROSSIGNOL
18	536138	CLARK Kirsten L	1977	USA	1:45.52	(21)	FISCHER

31-01-2005 / Santa Caterina (ITA) / 5786

Page 1/2

Data Processing by SWATCH

www.fis-ski.com

SWATCH Timing

Generation Date: MON 31 JAN 2005

Time: 13:56 Swatch Internet Time: @580

Document: 74A 1.0



# FIS ALPINE WORLD SKI CHAMPIONSHIPS – BORMIO 2005

## LADIES DOWNHILL

### RESULTS TRAINING 1 BY BIB

Number of Competitors: 39

Bib	FIS Code	Name	Year of Birth	Nation	Time	Rank	Ski
19	536473	LALIVE Caroline	1979	USA	1:43.95	(6)	HEAD
20	515409	BERTHOD Sylviane	1977	SUI	1:45.29	(19)	DYNASTAR
21	385022	KOSTELIC Janica	1982	CRO	1:45.15	(18)	SALOMON
22	195671	JACQUEMOD Ingrid	1978	FRA	1:44.62	(12)	SALOMON
23	205119	HALTMAYR Petra	1975	GER	1:44.91	(15)	FISCHER
24	505483	PAERSON Anja	1981	SWE	1:43.93	(5)	SALOMON
25	205378	ERTL Martina	1973	GER	DNS		ROSSIGNOL
26	296472	FANCHINI Elena	1985	ITA	2:09.33	(32)	DYNASTAR
27	515573	AUFDENBLATTEN Fraenzi	1981	SUI	1:44.58	(10)	SALOMON
28	505260	HARGIN Janette	1977	SWE	1:44.82	(13)	ROSSIGNOL
29	225206	ALCOTT Chemmy	1982	GBR	1:46.78	(27)	FISCHER
30	205820	HUBER Isabelle	1981	GER	DNF		ROSSIGNOL
31	195311	DUVILLARD Julie	1978	FRA	1:45.69	(23)	DYNASTAR
32	295533	RECCHIA Lucia	1980	ITA	1:44.95	(16)	VÖLKL
33	565278	RABIC Urska	1985	SLO	1:47.86	(28)	ROSSIGNOL
34	565037	SUHADOLC Mojca	1975	SLO	DNS		VÖLKL
35	155415	ZAHROBSKA Sarka	1985	CZE	1:50.56	(31)	HEAD
36	425579	MEISINGSET Cathrine	1985	NOR	1:48.34	(29)	ROSSIGNOL
37	485359	BLAGOULIAK Tatiana	1984	RUS	DNS		FISCHER
38	485364	KASAKOVA Alena	1984	RUS	DNF		SALOMON
39	155333	HRSTKOVA Lucie	1981	CZE	1:50.44	(30)	ROSSIGNOL

#### Reason for disqualification:

629.3 Does not pass through a gate correctly (art. 661.4)

#### LEGEND

**DQ** Disqualified    **DNF** Did Not Finish    **DNS** Did Not Start

31-01-2005 / Santa Caterina (ITA) / 5786

Page 2/2

Data Processing by SWATCH

www.fis-ski.com


SWATCH Timing

Generation Date: MON 31 JAN 2005

Time: 13:56 Swatch Internet Time: @580

Document: 74A 1.0





**FIS ALPINE WORLD SKI CHAMPIONSHIPS – BORMIO 2005**  
LADIES DOWNHILL

**PERFORMANCE ANALYSIS 1 TRAINING 1**

Number of Competitors: 32

Rank	Bib	Name	Nation	Positions			Partials			Difference		Speed								
				Pos.	Time	Rank	Pos.	Time	Rank	Time	Dist(m)	Pos.	Km/h	Rank						
1	15	DORFMEISTER Michaela	AUT	Int1: 27.41 (2)	Int2: 51.73 (1)	Int3: 1:08.23 (1)	Int4: 1:23.73 (1)	Fin: 1:42.41 (1)	I1-I2: 24.32 (1)	I2-I3: 16.50 (1)	I3-I4: 15.50 (19)	I4-Fin: 18.68 (2)	0.07	0.00	0.00	0.00	Sp1: 122.44 (1)	Avg.: 90.10		
2	14	GERG Hilde	GER	Int1: 27.49 (4)	Int2: 52.30 (3)	Int3: 1:09.15 (3)	Int4: 1:24.57 (3)	Fin: 1:43.31 (2)	I1-I2: 24.81 (4)	I2-I3: 16.85 (5)	I3-I4: 15.42 (15)	I4-Fin: 18.74 (3)	0.15	0.57	0.92	0.84	0.90	22.33	Sp1: 116.50 (5)	Avg.: 89.31
3	13	KOSTNER Isolde	ITA	Int1: 27.62 (9)	Int2: 53.00 (11)	Int3: 1:09.73 (5)	Int4: 1:24.83 (6)	Fin: 1:43.42 (3)	I1-I2: 25.38 (16)	I2-I3: 16.73 (3)	I3-I4: 15.10 (5)	I4-Fin: 18.59 (1)	0.28	1.27	1.50	1.10	1.01	25.03	Sp1: 115.38 (10)	Avg.: 89.22
4	9	BRYDON Emily	CAN	Int1: 27.77 (14)	Int2: 52.88 (10)	Int3: 1:09.54 (4)	Int4: 1:24.80 (5)	Fin: 1:43.69 (4)	I1-I2: 25.11 (7)	I2-I3: 16.66 (2)	I3-I4: 15.26 (9)	I4-Fin: 18.89 (5)	0.43	1.15	1.31	1.07	1.28	31.64	Sp1: 116.50 (5)	Avg.: 88.98
5	24	PAERSON Anja	SWE	Int1: 27.34 (1)	Int2: 52.07 (2)	Int3: 1:08.89 (2)	Int4: 1:23.83 (2)	Fin: 1:43.93 (5)	I1-I2: 24.73 (3)	I2-I3: 16.82 (4)	I3-I4: 14.94 (2)	I4-Fin: 20.10 (31)	0.00	0.34	0.66	0.10	1.52	37.48	Sp1: 120.40 (2)	Avg.: 88.78
6	19	LALIVE Caroline	USA	Int1: 27.52 (5)	Int2: 52.64 (6)	Int3: 1:09.86 (7)	Int4: 1:24.83 (6)	Fin: 1:43.95 (6)	I1-I2: 25.12 (8)	I2-I3: 17.22 (11)	I3-I4: 14.97 (3)	I4-Fin: 19.12 (15)	0.18	0.91	1.63	1.10	1.54	37.97	Sp1: 112.50 (19)	Avg.: 88.76
7	11	STYGER Nadia	SUI	Int1: 27.57 (7)	Int2: 52.62 (5)	Int3: 1:09.92 (9)	Int4: 1:25.12 (8)	Fin: 1:44.47 (7)	I1-I2: 25.05 (6)	I2-I3: 17.30 (15)	I3-I4: 15.20 (8)	I4-Fin: 19.35 (19)	0.23	0.89	1.69	1.39	2.06	50.54	Sp1: 112.85 (15)	Avg.: 88.32
8	4	WIRTH Katja	AUT	Int1: 28.22 (28)	Int2: 53.34 (20)	Int3: 1:10.23 (14)	Int4: 1:25.55 (11)	Fin: 1:44.53 (8)	I1-I2: 25.12 (8)	I2-I3: 16.89 (6)	I3-I4: 15.32 (11)	I4-Fin: 18.98 (10)	0.88	1.61	2.00	1.82	2.12	51.98	Sp1: 112.85 (15)	Avg.: 88.27



# FIS ALPINE WORLD SKI CHAMPIONSHIPS – BORMIO 2005

## LADIES DOWNHILL

### PERFORMANCE ANALYSIS 1 TRAINING 1

Number of Competitors: 32

Rank	Bib	Name	Nation	Positions			Partial			Difference		Speed	
				Pos.	Time	Rank	Pos.	Time	Rank	Time	Dist(m)	Pos.	Km/h
9	3	MCCARTY Bryna	USA	Int1: 27.85 (16)			I1-I2: 24.60 (2)			0.51		Sp1: 119.60 (4)	
				Int2: 52.45 (4)			I2-I3: 17.32 (16)			0.72			
				Int3: 1:09.77 (6)			I3-I4: 14.84 (1)			1.54			
				Int4: 1:24.61 (4)			I4-Fin: 19.94 (28)			0.88			
				Fin: 1:44.55 (9)					2.14	52.46	Avg.: 88.25		
10	27	AUFDENBLATTEN Fraenzi	SUI	Int1: 27.63 (10)			I1-I2: 25.40 (17)			0.29		Sp1: 116.12 (7)	
				Int2: 53.03 (12)			I2-I3: 17.38 (21)			1.30			
				Int3: 1:10.41 (16)			I3-I4: 15.19 (7)			2.18			
				Int4: 1:25.60 (13)			I4-Fin: 18.98 (10)			1.87			
				Fin: 1:44.58 (10)					2.17	53.18	Avg.: 88.23		
11	16	MONTILLET-CARLES Carole	FRA	Int1: 27.54 (6)			I1-I2: 25.23 (11)			0.20		Sp1: 112.50 (19)	
				Int2: 52.77 (8)			I2-I3: 17.19 (9)			1.04			
				Int3: 1:09.96 (10)			I3-I4: 15.56 (23)			1.73			
				Int4: 1:25.52 (10)			I4-Fin: 19.08 (13)			1.79			
				Fin: 1:44.60 (11)					2.19	53.66	Avg.: 88.21		
12	22	JACQUEMOD Ingrid	FRA	Int1: 27.61 (8)			I1-I2: 25.04 (5)			0.27		Sp1: 115.75 (9)	
				Int2: 52.65 (7)			I2-I3: 17.24 (13)			0.92			
				Int3: 1:09.89 (8)			I3-I4: 15.66 (26)			1.66			
				Int4: 1:25.55 (11)			I4-Fin: 19.07 (12)			1.82			
				Fin: 1:44.62 (12)					2.21	54.14	Avg.: 88.19		
13	28	HARGIN Janette	SWE	Int1: 27.41 (2)			I1-I2: 25.43 (18)			0.07		Sp1: 108.43 (30)	
				Int2: 52.84 (9)			I2-I3: 17.37 (19)			1.11			
				Int3: 1:10.21 (12)			I3-I4: 15.65 (25)			1.98			
				Int4: 1:25.86 (15)			I4-Fin: 18.96 (7)			2.13			
				Fin: 1:44.82 (13)					2.41	58.93	Avg.: 88.03		
14	1	CECCARELLI Daniela	ITA	Int1: 27.85 (16)			I1-I2: 25.21 (10)			0.51		Sp1: 120.40 (2)	
				Int2: 53.06 (13)			I2-I3: 17.20 (10)			1.33			
				Int3: 1:10.26 (15)			I3-I4: 15.18 (6)			2.03			
				Int4: 1:25.44 (9)			I4-Fin: 19.39 (21)			1.71			
				Fin: 1:44.83 (14)					2.42	59.17	Avg.: 88.02		
15	23	HALTMAYR Petra	GER	Int1: 27.72 (12)			I1-I2: 25.47 (20)			0.38		Sp1: 112.85 (15)	
				Int2: 53.19 (16)			I2-I3: 17.42 (24)			1.46			
				Int3: 1:10.61 (17)			I3-I4: 15.34 (13)			2.38			
				Int4: 1:25.95 (17)			I4-Fin: 18.96 (7)			2.22			
				Fin: 1:44.91 (15)					2.50	61.08	Avg.: 87.95		
16	32	RECCHIA Lucia	ITA	Int1: 27.76 (13)			I1-I2: 25.46 (19)			0.42		Sp1: 112.14 (22)	
				Int2: 53.22 (17)			I2-I3: 17.43 (25)			1.49			
				Int3: 1:10.65 (18)			I3-I4: 15.42 (15)			2.42			
				Int4: 1:26.07 (18)			I4-Fin: 18.88 (4)			2.34			
				Fin: 1:44.95 (16)					2.54	62.03	Avg.: 87.92		
17	8	LINDELL-VIKARBY Jessica	SWE	Int1: 28.13 (26)			I1-I2: 25.60 (22)			0.79		Sp1: 108.76 (29)	
				Int2: 53.73 (24)			I2-I3: 17.38 (21)			2.00			
				Int3: 1:11.11 (24)			I3-I4: 15.04 (4)			2.88			
				Int4: 1:26.15 (19)			I4-Fin: 18.96 (7)			2.42			
				Fin: 1:45.11 (17)					2.70	65.84	Avg.: 87.78		
18	21	KOSTELIC Janica	CRO	Int1: 27.85 (16)			I1-I2: 25.76 (24)			0.51		Sp1: 114.64 (12)	
				Int2: 53.61 (23)			I2-I3: 17.22 (11)			1.88			
				Int3: 1:10.83 (20)			I3-I4: 15.37 (14)			2.60			
				Int4: 1:26.20 (22)			I4-Fin: 18.95 (6)			2.47			
				Fin: 1:45.15 (18)					2.74	66.79	Avg.: 87.75		



# FIS ALPINE WORLD SKI CHAMPIONSHIPS – BORMIO 2005

## LADIES DOWNHILL

### PERFORMANCE ANALYSIS 1 TRAINING 1

Number of Competitors: 32

Rank	Bib	Name	Nation	Positions			Partials			Difference		Speed		
				Pos.	Time	Rank	Pos.	Time	Rank	Time	Dist(m)	Pos.	Km/h	Rank
19	20	BERTHOD Sylviane	SUI	Int1: 27.85 (16)			I1-I2: 25.27 (13)			0.51		Sp1: 115.01 (11)		
				Int2: 53.12 (14)			I2-I3: 17.10 (8)			1.39				
				Int3: 1:10.22 (13)			I3-I4: 15.54 (22)			1.99				
				Int4: 1:25.76 (14)			I4-Fin: 19.53 (24)			2.03				
				Fin: 1:45.29 (19)						2.88	70.11	Avg.: 87.63		
20	10	MEISSNITZER Alexandra	AUT	Int1: 27.91 (21)			I1-I2: 25.26 (12)			0.57		Sp1: 112.14 (22)		
				Int2: 53.17 (15)			I2-I3: 17.01 (7)			1.44				
				Int3: 1:10.18 (11)			I3-I4: 15.71 (28)			1.95				
				Int4: 1:25.89 (16)			I4-Fin: 19.50 (23)			2.16				
				Fin: 1:45.39 (20)						2.98	72.47	Avg.: 87.55		
21	18	CLARK Kirsten L	USA	Int1: 27.94 (22)			I1-I2: 25.32 (15)			0.60		Sp1: 110.76 (25)		
				Int2: 53.26 (18)			I2-I3: 17.65 (27)			1.53				
				Int3: 1:10.91 (22)			I3-I4: 15.49 (18)			2.68				
				Int4: 1:26.40 (23)			I4-Fin: 19.12 (15)			2.67				
				Fin: 1:45.52 (21)						3.11	75.54	Avg.: 87.44		
22	12	GOETSCHL Renate	AUT	Int1: 27.98 (23)			I1-I2: 25.29 (14)			0.64		Sp1: 112.50 (19)		
				Int2: 53.27 (19)			I2-I3: 17.60 (26)			1.54				
				Int3: 1:10.87 (21)			I3-I4: 15.32 (11)			2.64				
				Int4: 1:26.19 (21)			I4-Fin: 19.47 (22)			2.46				
				Fin: 1:45.66 (22)						3.25	78.84	Avg.: 87.33		
23	31	DUVILLARD Julie	FRA	Int1: 27.87 (20)			I1-I2: 25.69 (23)			0.53		Sp1: 111.80 (24)		
				Int2: 53.56 (22)			I2-I3: 17.37 (19)			1.83				
				Int3: 1:10.93 (23)			I3-I4: 15.56 (23)			2.70				
				Int4: 1:26.49 (24)			I4-Fin: 19.20 (17)			2.76				
				Fin: 1:45.69 (23)						3.28	79.54	Avg.: 87.30		
24	5	MENDES Jonna	USA	Int1: 27.65 (11)			I1-I2: 25.76 (24)			0.31		Sp1: 116.12 (7)		
				Int2: 53.41 (21)			I2-I3: 17.32 (16)			1.68				
				Int3: 1:10.73 (19)			I3-I4: 15.43 (17)			2.50				
				Int4: 1:26.16 (20)			I4-Fin: 19.78 (27)			2.43				
				Fin: 1:45.94 (24)						3.53	85.40	Avg.: 87.09		
25	2	VANDERBEEK Kelly	CAN	Int1: 28.16 (27)			I1-I2: 25.77 (26)			0.82		Sp1: 113.20 (14)		
				Int2: 53.93 (25)			I2-I3: 17.35 (18)			2.20				
				Int3: 1:11.28 (25)			I3-I4: 15.68 (27)			3.05				
				Int4: 1:26.96 (25)			I4-Fin: 19.33 (18)			3.23				
				Fin: 1:46.29 (25)						3.88	93.56	Avg.: 86.81		
26	7	MARCHAND-ARVIER Marie	FRA	Int1: 28.58 (30)			I1-I2: 25.50 (21)			1.24		Sp1: 110.42 (26)		
				Int2: 54.08 (26)			I2-I3: 17.70 (28)			2.35				
				Int3: 1:11.78 (26)			I3-I4: 15.27 (10)			3.55				
				Int4: 1:27.05 (26)			I4-Fin: 19.66 (25)			3.32				
				Fin: 1:46.71 (26)						4.30	103.28	Avg.: 86.47		
27	29	ALCOTT Chemmy	GBR	Int1: 27.98 (23)			I1-I2: 26.10 (27)			0.64		Sp1: 103.74 (31)		
				Int2: 54.08 (26)			I2-I3: 18.07 (31)			2.35				
				Int3: 1:12.15 (27)			I3-I4: 15.53 (21)			3.92				
				Int4: 1:27.68 (27)			I4-Fin: 19.10 (14)			3.95				
				Fin: 1:46.78 (27)						4.37	104.89	Avg.: 86.41		
28	33	RABIC Urska	SLO	Int1: 28.44 (29)			I1-I2: 27.26 (30)			1.10		Sp1: 114.64 (12)		
				Int2: 55.70 (29)			I2-I3: 17.29 (14)			3.97				
				Int3: 1:12.99 (29)			I3-I4: 15.51 (20)			4.76				
				Int4: 1:28.50 (29)			I4-Fin: 19.36 (20)			4.77				
				Fin: 1:47.86 (28)						5.45	129.50	Avg.: 85.54		



# FIS ALPINE WORLD SKI CHAMPIONSHIPS – BORMIO 2005

## LADIES DOWNHILL

### PERFORMANCE ANALYSIS 1 TRAINING 1

Number of Competitors: 32

Rank	Bib	Name	Nation	Positions			Partials			Difference		Speed		
				Pos.	Time	Rank	Pos.	Time	Rank	Time	Dist(m)	Pos.	Km/h	Rank
29	36	MEISINGSET Cathrine	NOR	Int1:	28.09	(25)	I1-I2:	26.35	(28)	0.75		Sp1:	110.09	(27)
				Int2:	54.44	(28)	I2-I3:	17.89	(30)	2.71				
				Int3:	1:12.33	(28)	I3-I4:	15.92	(30)	4.10				
				Int4:	1:28.25	(28)	I4-Fin:	20.09	(30)	4.52				
				Fin:	1:48.34	(29)				5.93	140.29	Avg.:	85.17	
30	39	HRSTKOVA Lucie	CZE	Int1:	28.84	(31)	I1-I2:	28.01	(31)	1.50		Sp1:	109.09	(28)
				Int2:	56.85	(31)	I2-I3:	17.75	(29)	5.12				
				Int3:	1:14.60	(31)	I3-I4:	15.81	(29)	6.37				
				Int4:	1:30.41	(31)	I4-Fin:	20.03	(29)	6.68				
				Fin:	1:50.44	(30)				8.03	186.35	Avg.:	83.55	
31	35	ZAHROBSKA Sarka	CZE	Int1:	29.52	(32)	I1-I2:	27.10	(29)	2.18		Sp1:	112.85	(15)
				Int2:	56.62	(30)	I2-I3:	17.38	(21)	4.89				
				Int3:	1:14.00	(30)	I3-I4:	16.25	(31)	5.77				
				Int4:	1:30.25	(30)	I4-Fin:	20.31	(32)	6.52				
				Fin:	1:50.56	(31)				8.15	188.93	Avg.:	83.46	
32	26	FANCHINI Elena	ITA	Int1:	27.78	(15)	I1-I2:	43.75	(32)	0.44		Sp1:	57.05	(32)
				Int2:	1:11.53	(32)	I2-I3:			19.80				
				Int3:			I3-I4:			25.86				
				Int4:	1:49.59	(32)	I4-Fin:	19.74	(26)	26.92	533.49	Avg.:	71.34	
				Fin:	2:09.33	(32)								

#### LEGEND

**Pos** Intermediate or Speed Position    **Int1:** Intermediate 1    **Int3:** Intermediate 3    **Sp1:** Speed Trap 1  
**Avg.** Average Speed for the race        **Int2:** Intermediate 2        **Int4:** Intermediate 4        **Fin:** Finish  
**Dist(m)** Distance behind the first

31-01-2005 / Santa Caterina (ITA) / 5786

Page 4/4

Data Processing by SWATCH

www.fis-ski.com


SWATCH Timing

Generation Date: MON 31 JAN 2005

Time: 13:56 Swatch Internet Time: @580

Document: 77A 1.0





**FIS ALPINE WORLD SKI CHAMPIONSHIPS – BORMIO 2005**  
LADIES DOWNHILL

**PERFORMANCE ANALYSIS 2 TRAINING 1**

Number of Competitors: 39

Bib	Name	Nation	Positions			Partials			Difference		Speed									
			Pos.	Time	Rank	Pos.	Time	Rank	Time	Dist(m)	Pos.	Km/h	Rank							
1	CECCARELLI Daniela	ITA	Int1: 27.85 (17)	Int2: 53.06 (13)	Int3: 1:10.26 (15)	Int4: 1:25.44 (9)	Fin: 1:44.83 (14)	I1-I2: 25.21 (10)	I2-I3: 17.20 (11)	I3-I4: 15.18 (7)	I4-Fin: 19.39 (21)	0.51	1.33	2.03	1.71	2.42	59.17	Sp1: 120.40 (2)	Avg.: 88.02	
2	VANDERBEEK Kelly	CAN	Int1: 28.16 (30)	Int2: 53.93 (26)	Int3: 1:11.28 (26)	Int4: 1:26.96 (26)	Fin: 1:46.29 (25)	I1-I2: 25.77 (27)	I2-I3: 17.35 (19)	I3-I4: 15.68 (28)	I4-Fin: 19.33 (18)	0.82	2.20	3.05	3.23	3.88	93.56	Sp1: 113.20 (14)	Avg.: 86.81	
3	MCCARTY Bryna	USA	Int1: 27.85 (17)	Int2: 52.45 (4)	Int3: 1:09.77 (6)	Int4: 1:24.61 (4)	Fin: 1:44.55 (9)	I1-I2: 24.60 (2)	I2-I3: 17.32 (17)	I3-I4: 14.84 (1)	I4-Fin: 19.94 (29)	0.51	0.72	1.54	0.88	2.14	52.46	Sp1: 119.60 (4)	Avg.: 88.25	
4	WIRTH Katja	AUT	Int1: 28.22 (31)	Int2: 53.34 (21)	Int3: 1:10.23 (14)	Int4: 1:25.55 (12)	Fin: 1:44.53 (8)	I1-I2: 25.12 (8)	I2-I3: 16.89 (6)	I3-I4: 15.32 (12)	I4-Fin: 18.98 (10)	0.88	1.61	2.00	1.82	2.12	51.98	Sp1: 112.85 (15)	Avg.: 88.27	
5	MENDES Jonna	USA	Int1: 27.65 (11)	Int2: 53.41 (22)	Int3: 1:10.73 (20)	Int4: 1:26.16 (21)	Fin: 1:45.94 (24)	I1-I2: 25.76 (25)	I2-I3: 17.32 (17)	I3-I4: 15.43 (18)	I4-Fin: 19.78 (27)	0.31	1.68	2.50	2.43	3.53	85.40	Sp1: 116.12 (7)	Avg.: 87.09	
6	MATTEL Magda	FRA	Int1: 27.73 (13)	Int2: 53.25 (18)	Int3: 1:10.36 (16)	Int4: 1:25.48 (10)	Fin: DQ	I1-I2: 25.52 (22)	I2-I3: 17.11 (9)	I3-I4: 15.12 (6)	I4-Fin: 19.85 (28)	0.39	1.52	2.13	1.75				Sp1: 111.45 (25)	Avg.:
7	MARCHAND-ARVIER Marie	FRA	Int1: 28.58 (34)	Int2: 54.08 (27)	Int3: 1:11.78 (27)	Int4: 1:27.05 (27)	Fin: 1:46.71 (26)	I1-I2: 25.50 (21)	I2-I3: 17.70 (29)	I3-I4: 15.27 (11)	I4-Fin: 19.66 (25)	1.24	2.35	3.55	3.32	4.30	103.28	Sp1: 110.42 (27)	Avg.: 86.47	
8	LINDELL-VIKARBY Jessica	SWE	Int1: 28.13 (29)	Int2: 53.73 (25)	Int3: 1:11.11 (25)	Int4: 1:26.15 (20)	Fin: 1:45.11 (17)	I1-I2: 25.60 (23)	I2-I3: 17.38 (22)	I3-I4: 15.04 (4)	I4-Fin: 18.96 (7)	0.79	2.00	2.88	2.42	2.70	65.84	Sp1: 108.76 (30)	Avg.: 87.78	



# FIS ALPINE WORLD SKI CHAMPIONSHIPS – BORMIO 2005

## LADIES DOWNHILL

### PERFORMANCE ANALYSIS 2 TRAINING 1

Number of Competitors: 39

Bib	Name	Nation	Positions			Partials			Difference		Speed		
			Pos.	Time	Rank	Pos.	Time	Rank	Time	Dist(m)	Pos.	Km/h	Rank
9	BRYDON Emily	CAN	Int1:	27.77	(15)	I1-I2:	25.11	(7)	0.43		Sp1:	116.50	(5)
			Int2:	52.88	(10)	I2-I3:	16.66	(2)	1.15				
			Int3:	1:09.54	(4)	I3-I4:	15.26	(10)	1.31				
			Int4:	1:24.80	(5)	I4-Fin:	18.89	(5)	1.07				
			Fin:	1:43.69	(4)				1.28	31.64	Avg.:	88.98	
10	MEISSNITZER Alexandra	AUT	Int1:	27.91	(24)	I1-I2:	25.26	(12)	0.57		Sp1:	112.14	(22)
			Int2:	53.17	(15)	I2-I3:	17.01	(7)	1.44				
			Int3:	1:10.18	(11)	I3-I4:	15.71	(29)	1.95				
			Int4:	1:25.89	(17)	I4-Fin:	19.50	(23)	2.16				
			Fin:	1:45.39	(20)				2.98	72.47	Avg.:	87.55	
11	STYGER Nadia	SUI	Int1:	27.57	(7)	I1-I2:	25.05	(6)	0.23		Sp1:	112.85	(15)
			Int2:	52.62	(5)	I2-I3:	17.30	(16)	0.89				
			Int3:	1:09.92	(9)	I3-I4:	15.20	(9)	1.69				
			Int4:	1:25.12	(8)	I4-Fin:	19.35	(19)	1.39				
			Fin:	1:44.47	(7)				2.06	50.54	Avg.:	88.32	
12	GOETSCHL Renate	AUT	Int1:	27.98	(26)	I1-I2:	25.29	(14)	0.64		Sp1:	112.50	(19)
			Int2:	53.27	(20)	I2-I3:	17.60	(27)	1.54				
			Int3:	1:10.87	(22)	I3-I4:	15.32	(12)	2.64				
			Int4:	1:26.19	(22)	I4-Fin:	19.47	(22)	2.46				
			Fin:	1:45.66	(22)				3.25	78.84	Avg.:	87.33	
13	KOSTNER Isolde	ITA	Int1:	27.62	(9)	I1-I2:	25.38	(16)	0.28		Sp1:	115.38	(10)
			Int2:	53.00	(11)	I2-I3:	16.73	(3)	1.27				
			Int3:	1:09.73	(5)	I3-I4:	15.10	(5)	1.50				
			Int4:	1:24.83	(6)	I4-Fin:	18.59	(1)	1.10				
			Fin:	1:43.42	(3)				1.01	25.03	Avg.:	89.22	
14	GERG Hilde	GER	Int1:	27.49	(4)	I1-I2:	24.81	(4)	0.15		Sp1:	116.50	(5)
			Int2:	52.30	(3)	I2-I3:	16.85	(5)	0.57				
			Int3:	1:09.15	(3)	I3-I4:	15.42	(16)	0.92				
			Int4:	1:24.57	(3)	I4-Fin:	18.74	(3)	0.84				
			Fin:	1:43.31	(2)				0.90	22.33	Avg.:	89.31	
15	DORFMEISTER Michaela	AUT	Int1:	27.41	(2)	I1-I2:	24.32	(1)	0.07		Sp1:	122.44	(1)
			Int2:	51.73	(1)	I2-I3:	16.50	(1)	0.00				
			Int3:	1:08.23	(1)	I3-I4:	15.50	(20)	0.00				
			Int4:	1:23.73	(1)	I4-Fin:	18.68	(2)	0.00				
			Fin:	1:42.41	(1)				0.00	0.00	Avg.:	90.10	
16	MONTILLET-CARLES Carole	FRA	Int1:	27.54	(6)	I1-I2:	25.23	(11)	0.20		Sp1:	112.50	(19)
			Int2:	52.77	(8)	I2-I3:	17.19	(10)	1.04				
			Int3:	1:09.96	(10)	I3-I4:	15.56	(24)	1.73				
			Int4:	1:25.52	(11)	I4-Fin:	19.08	(13)	1.79				
			Fin:	1:44.60	(11)				2.19	53.66	Avg.:	88.21	
17	KILDOW Lindsey C.	USA	Int1:	27.86	(21)	I1-I2:			0.52		Sp1:		
			Int2:			I2-I3:							
			Int3:			I3-I4:							
			Int4:			I4-Fin:							
			Fin:	DNF							Avg.:		
18	CLARK Kirsten L	USA	Int1:	27.94	(25)	I1-I2:	25.32	(15)	0.60		Sp1:	110.76	(26)
			Int2:	53.26	(19)	I2-I3:	17.65	(28)	1.53				
			Int3:	1:10.91	(23)	I3-I4:	15.49	(19)	2.68				
			Int4:	1:26.40	(24)	I4-Fin:	19.12	(15)	2.67				
			Fin:	1:45.52	(21)				3.11	75.54	Avg.:	87.44	





# FIS ALPINE WORLD SKI CHAMPIONSHIPS – BORMIO 2005

## LADIES DOWNHILL

### PERFORMANCE ANALYSIS 2 TRAINING 1

Number of Competitors: 39

Bib	Name	Nation	Positions			Partials			Difference		Speed		
			Pos.	Time	Rank	Pos.	Time	Rank	Time	Dist(m)	Pos.	Km/h	Rank
19	LALIVE Caroline	USA	Int1: 27.52 (5)			I1-I2: 25.12 (8)			0.18			Sp1: 112.50 (19)	
			Int2: 52.64 (6)			I2-I3: 17.22 (12)			0.91				
			Int3: 1:09.86 (7)			I3-I4: 14.97 (3)			1.63				
			Int4: 1:24.83 (6)			I4-Fin: 19.12 (15)			1.10				
			Fin: 1:43.95 (6)						1.54	37.97		Avg.: 88.76	
20	BERTHOD Sylviane	SUI	Int1: 27.85 (17)			I1-I2: 25.27 (13)			0.51			Sp1: 115.01 (11)	
			Int2: 53.12 (14)			I2-I3: 17.10 (8)			1.39				
			Int3: 1:10.22 (13)			I3-I4: 15.54 (23)			1.99				
			Int4: 1:25.76 (15)			I4-Fin: 19.53 (24)			2.03				
			Fin: 1:45.29 (19)						2.88	70.11		Avg.: 87.63	
21	KOSTELIC Janica	CRO	Int1: 27.85 (17)			I1-I2: 25.76 (25)			0.51			Sp1: 114.64 (12)	
			Int2: 53.61 (24)			I2-I3: 17.22 (12)			1.88				
			Int3: 1:10.83 (21)			I3-I4: 15.37 (15)			2.60				
			Int4: 1:26.20 (23)			I4-Fin: 18.95 (6)			2.47				
			Fin: 1:45.15 (18)						2.74	66.79		Avg.: 87.75	
22	JACQUEMOD Ingrid	FRA	Int1: 27.61 (8)			I1-I2: 25.04 (5)			0.27			Sp1: 115.75 (9)	
			Int2: 52.65 (7)			I2-I3: 17.24 (14)			0.92				
			Int3: 1:09.89 (8)			I3-I4: 15.66 (27)			1.66				
			Int4: 1:25.55 (12)			I4-Fin: 19.07 (12)			1.82				
			Fin: 1:44.62 (12)						2.21	54.14		Avg.: 88.19	
23	HALTMAYR Petra	GER	Int1: 27.72 (12)			I1-I2: 25.47 (20)			0.38			Sp1: 112.85 (15)	
			Int2: 53.19 (16)			I2-I3: 17.42 (25)			1.46				
			Int3: 1:10.61 (18)			I3-I4: 15.34 (14)			2.38				
			Int4: 1:25.95 (18)			I4-Fin: 18.96 (7)			2.22				
			Fin: 1:44.91 (15)						2.50	61.08		Avg.: 87.95	
24	PAERSON Anja	SWE	Int1: 27.34 (1)			I1-I2: 24.73 (3)			0.00			Sp1: 120.40 (2)	
			Int2: 52.07 (2)			I2-I3: 16.82 (4)			0.34				
			Int3: 1:08.89 (2)			I3-I4: 14.94 (2)			0.66				
			Int4: 1:23.83 (2)			I4-Fin: 20.10 (32)			0.10				
			Fin: 1:43.93 (5)						1.52	37.48		Avg.: 88.78	
25	ERTL Martina	GER	Int1:			I1-I2:						Sp1:	
			Int2:			I2-I3:							
			Int3:			I3-I4:							
			Int4:			I4-Fin:							
			Fin: DNS									Avg.:	
26	FANCHINI Elena	ITA	Int1: 27.78 (16)			I1-I2: 43.75 (33)			0.44			Sp1: 57.05 (33)	
			Int2: 1:11.53 (33)			I2-I3:			19.80				
			Int3:			I3-I4:							
			Int4: 1:49.59 (33)			I4-Fin: 19.74 (26)			25.86				
			Fin: 2:09.33 (32)						26.92	533.49		Avg.: 71.34	
27	AUFDENBLATTEN Fraenzi	SUI	Int1: 27.63 (10)			I1-I2: 25.40 (17)			0.29			Sp1: 116.12 (7)	
			Int2: 53.03 (12)			I2-I3: 17.38 (22)			1.30				
			Int3: 1:10.41 (17)			I3-I4: 15.19 (8)			2.18				
			Int4: 1:25.60 (14)			I4-Fin: 18.98 (10)			1.87				
			Fin: 1:44.58 (10)						2.17	53.18		Avg.: 88.23	
28	HARGIN Janette	SWE	Int1: 27.41 (2)			I1-I2: 25.43 (18)			0.07			Sp1: 108.43 (31)	
			Int2: 52.84 (9)			I2-I3: 17.37 (20)			1.11				
			Int3: 1:10.21 (12)			I3-I4: 15.65 (26)			1.98				
			Int4: 1:25.86 (16)			I4-Fin: 18.96 (7)			2.13				
			Fin: 1:44.82 (13)						2.41	58.93		Avg.: 88.03	



# FIS ALPINE WORLD SKI CHAMPIONSHIPS – BORMIO 2005

## LADIES DOWNHILL

### PERFORMANCE ANALYSIS 2 TRAINING 1

Number of Competitors: 39

Bib	Name	Nation	Positions			Partials			Difference		Speed		
			Pos.	Time	Rank	Pos.	Time	Rank	Time	Dist(m)	Pos.	Km/h	Rank
29	ALCOTT Chemmy	GBR	Int1: 27.98 (26)			I1-I2: 26.10 (28)			0.64		Sp1: 103.74 (32)		
			Int2: 54.08 (27)			I2-I3: 18.07 (32)			2.35				
			Int3: 1:12.15 (28)			I3-I4: 15.53 (22)			3.92				
			Int4: 1:27.68 (28)			I4-Fin: 19.10 (14)			3.95				
			Fin: 1:46.78 (27)						4.37	104.89	Avg.: 86.41		
30	HUBER Isabelle	GER	Int1: 27.90 (23)			I1-I2:			0.56		Sp1:		
			Int2:			I2-I3:							
			Int3:			I3-I4:							
			Int4:			I4-Fin:							
			Fin: DNF								Avg.:		
31	DUVILLARD Julie	FRA	Int1: 27.87 (22)			I1-I2: 25.69 (24)			0.53		Sp1: 111.80 (24)		
			Int2: 53.56 (23)			I2-I3: 17.37 (20)			1.83				
			Int3: 1:10.93 (24)			I3-I4: 15.56 (24)			2.70				
			Int4: 1:26.49 (25)			I4-Fin: 19.20 (17)			2.76				
			Fin: 1:45.69 (23)						3.28	79.54	Avg.: 87.30		
32	RECCHIA Lucia	ITA	Int1: 27.76 (14)			I1-I2: 25.46 (19)			0.42		Sp1: 112.14 (22)		
			Int2: 53.22 (17)			I2-I3: 17.43 (26)			1.49				
			Int3: 1:10.65 (19)			I3-I4: 15.42 (16)			2.42				
			Int4: 1:26.07 (19)			I4-Fin: 18.88 (4)			2.34				
			Fin: 1:44.95 (16)						2.54	62.03	Avg.: 87.92		
33	RABIC Urska	SLO	Int1: 28.44 (32)			I1-I2: 27.26 (31)			1.10		Sp1: 114.64 (12)		
			Int2: 55.70 (30)			I2-I3: 17.29 (15)			3.97				
			Int3: 1:12.99 (30)			I3-I4: 15.51 (21)			4.76				
			Int4: 1:28.50 (30)			I4-Fin: 19.36 (20)			4.77				
			Fin: 1:47.86 (28)						5.45	129.50	Avg.: 85.54		
34	SUHADOLC Mojca	SLO	Int1:			I1-I2:					Sp1:		
			Int2:			I2-I3:							
			Int3:			I3-I4:							
			Int4:			I4-Fin:							
			Fin: DNS								Avg.:		
35	ZAHROBSKA Sarka	CZE	Int1: 29.52 (36)			I1-I2: 27.10 (30)			2.18		Sp1: 112.85 (15)		
			Int2: 56.62 (31)			I2-I3: 17.38 (22)			4.89				
			Int3: 1:14.00 (31)			I3-I4: 16.25 (32)			5.77				
			Int4: 1:30.25 (31)			I4-Fin: 20.31 (33)			6.52				
			Fin: 1:50.56 (31)						8.15	188.93	Avg.: 83.46		
36	MEISINGSET Cathrine	NOR	Int1: 28.09 (28)			I1-I2: 26.35 (29)			0.75		Sp1: 110.09 (28)		
			Int2: 54.44 (29)			I2-I3: 17.89 (31)			2.71				
			Int3: 1:12.33 (29)			I3-I4: 15.92 (31)			4.10				
			Int4: 1:28.25 (29)			I4-Fin: 20.09 (31)			4.52				
			Fin: 1:48.34 (29)						5.93	140.29	Avg.: 85.17		
37	BLAGOULIAK Tatiana	RUS	Int1:			I1-I2:					Sp1:		
			Int2:			I2-I3:							
			Int3:			I3-I4:							
			Int4:			I4-Fin:							
			Fin: DNS								Avg.:		
38	KASAKOVA Alena	RUS	Int1: 28.49 (33)			I1-I2:			1.15		Sp1:		
			Int2:			I2-I3:							
			Int3:			I3-I4:							
			Int4:			I4-Fin:							
			Fin: DNF								Avg.:		



# FIS ALPINE WORLD SKI CHAMPIONSHIPS – BORMIO 2005

## LADIES DOWNHILL

### PERFORMANCE ANALYSIS 2 TRAINING 1

Number of Competitors: 39

Bib	Name	Nation	Positions			Partials			Difference		Speed		
			Pos.	Time	Rank	Pos.	Time	Rank	Time	Dist(m)	Pos.	Km/h	Rank
39	HRSTKOVA Lucie	CZE	<b>Int1:</b>	28.84	(35)	<b>I1-I2:</b>	28.01	(32)	1.50		<b>Sp1:</b>	109.09	(29)
			<b>Int2:</b>	56.85	(32)	<b>I2-I3:</b>	17.75	(30)	5.12				
			<b>Int3:</b>	1:14.60	(32)	<b>I3-I4:</b>	15.81	(30)	6.37				
			<b>Int4:</b>	1:30.41	(32)	<b>I4-Fin:</b>	20.03	(30)	6.68				
			<b>Fin:</b>	1:50.44	(30)				8.03	186.35	<b>Avg.:</b>	83.55	

#### LEGEND

<b>Pos</b>	Intermediate or Speed Position	<b>Int1:</b>	Intermediate 1	<b>Int4:</b>	Intermediate 4	<b>DNS</b>	Did Not Start
<b>Avg.</b>	Average Speed for the race	<b>Int2:</b>	Intermediate 2	<b>DNF</b>	Did Not Finish	<b>DQ</b>	Disqualified
<b>Dist(m)</b>	Distance behind the first	<b>Int3:</b>	Intermediate 3	<b>Sp1:</b>	Speed Trap 1	<b>Fin:</b>	Finish

31-01-2005 / Santa Caterina (ITA) / 5786

Page 5/5

Data Processing by SWATCH

www.fis-ski.com

SWATCH Timing

Generation Date: MON 31 JAN 2005

Time: 13:56 Swatch Internet Time: @580

Document: 77B 1.0

