

Large Hill Team Official Results

SAT 17 JAN 2015
Start Time: 17:00
Finish Time: 18:44

| Jury / Competition Management | | | | Judges | | | | | Hill Data | | | | | | |
|-------------------------------|-----------------------|--|--|--------|-----------------------|--|--|--|-----------------------------|----------------------------|----------------------------|--|--|--|--|
| Race Director (RD) | HOFER Walter (FIS) | | | A | LISOVSKIY Vadim (RUS) | | | | | Hill Size HS / (95%) | 134 m / (127 m) | | | | |
| Technical Delegate (TD) | SALVI Franck (FRA) | | | B | MOREL Pierre (FRA) | | | | | K-Point | 120 m | | | | |
| Chief of Competition | KOWAL Jan (POL) | | | C | MINEMURA Yutaka (JPN) | | | | | Meter Value | 1.8 points / m | | | | |
| Assistant TD | HYVAERINEN Jani (FIN) | | | D | PILCH Marek (POL) | | | | | Gate Factor | 7.24 points / m | | | | |
| Assistant RD | TEPES Miran (FIS) | | | E | ERIKSROED Inge (NOR) | | | | | Wind Factors - head / tail | 10.80 / 13.07 points / m/s | | | | |
| Equipment Control | GRATZER Sepp (FIS) | | | | | | | | WC Hill Record | 140.5 m | | | | | |
| | | | | | | | | | (23 JAN 2010 AMMANN S. SUI) | | | | | | |
| | | | | | | | | | G8.5/92.1km/h) | | | | | | |

| Rank | Bib | Name | Speed [km/h] | Distance [m] | Distance Points | Judges Marks | | | | | Judges Points | Gate / Wind Compensation | | | | Round Points | Group Rank | Total |
|------|-----|-----------------------|--------------|----------------|-----------------|--------------|--------------|--------------|--------------|--------------|---------------|--------------------------|---------------|----------------|---------------|----------------|---------------|----------|
| | | | | | | A | B | C | D | E | | Gate | Points | [m/s] | Points | | | |
| 1. | 9 | GER - GERMANY | | | | | | | | | | | | | 505.9 | 1. | 1050.6 | |
| | 9-1 | NEUMAYER Michael | 91.5 91.7 | 120.0 119.5 | 60.0 59.1 | 16.5 17.0 | 16.5 17.0 | 16.0 17.0 | 16.5 16.0 | 16.0 16.0 | 49.0 50.5 | 11 11 | -5.8 -1.37 | -0.57 17.9 | 7.4 127.5 | 110.6 6. | | |
| | 9-2 | KRAUS Marinus | 90.8 91.6 | 120.0 122.5 | 60.0 64.5 | 17.5 17.5 | 17.0 17.5 | 18.0 17.5 | 18.0 18.0 | 17.5 18.0 | 52.5 52.5 | 11 12 | -5.8 -5.8 | -0.96 -0.47 | 12.5 6.1 | 119.2 117.3 | | 3. 4. |
| | 9-3 | FREITAG Richard | 91.1 91.4 | 130.5 132.5 | 78.9 82.5 | 18.5 19.5 | 18.5 19.0 | 19.0 19.0 | 18.0 18.5 | 18.0 18.5 | 55.0 56.5 | 11 11 | -5.8 -0.50 | -0.26 6.5 | 3.4 145.5 | 131.5 1. | | |
| | 9-4 | FREUND Severin | 89.9 90.3 | 128.0 133.5 | 74.4 84.3 | 18.0 19.5 | 17.0 19.0 | 17.0 19.0 | 17.5 19.5 | 18.0 20.0 | 52.5 58.0 | 09 10 | 5.8 5.8 | -0.91 -0.48 | 11.9 6.3 | 144.6 154.4 | | 1. 1. |
| | | | | | | | | | | | | | | | 544.7 | 1. | | |
| 2. | 8 | AUT - AUSTRIA | | | | | | | | | | | | | 494.0 | 3. | 1035.7 | |
| | 8-1 | HAYBOECK Michael | 91.2 91.6 | 128.0 123.0 | 74.4 65.4 | 18.5 18.0 | 18.0 18.0 | 18.5 18.0 | 18.5 18.0 | 18.5 18.0 | 55.0 54.0 | 11 11 | -5.8 -1.27 | -0.52 16.6 | 6.8 136.0 | 130.4 1. | | |
| | 8-2 | SCHLIERENZAUER Gregor | 91.3 92.0 | 118.5 131.5 | 57.3 80.7 | 17.5 19.0 | 17.5 19.0 | 17.5 19.0 | 17.5 18.5 | 17.0 18.5 | 52.5 56.5 | 11 12 | -5.8 -5.8 | -1.26 -0.12 | 16.5 1.6 | 120.5 133.0 | | 2. 1. |
| | 8-3 | DIETHART Thomas | 91.1 91.2 | 117.0 124.5 | 54.6 68.1 | 17.5 18.5 | 17.0 18.5 | 17.0 18.0 | 17.0 18.0 | 17.0 18.0 | 51.0 55.0 | 11 11 | -5.8 -0.68 | -0.67 8.9 | 8.8 132.0 | 108.6 4. | | |
| | 8-4 | KRAFT Stefan | 89.9 90.5 | 126.0 126.5 | 70.8 71.7 | 18.5 18.5 | 19.0 19.0 | 18.5 18.0 | 18.5 18.5 | 18.5 18.5 | 55.5 55.0 | 09 10 | 5.8 5.8 | -0.18 -0.63 | 2.4 8.2 | 134.5 140.7 | | 4. 4. |
| | | | | | | | | | | | | | | | 541.7 | 2. | | |
| 3. | 6 | SLO - SLOVENIA | | | | | | | | | | | | | 482.4 | 4. | 1018.4 | |
| | 6-1 | TEPES Jurij | 91.5 91.7 | 117.5 122.0 | 55.5 63.6 | 17.5 18.0 | 18.0 18.5 | 17.5 17.5 | 17.0 18.0 | 18.0 17.5 | 53.0 53.5 | 11 11 | -5.8 -0.96 | -0.69 12.5 | 9.0 129.6 | 111.7 3. | | |
| | 6-2 | DEZMAN Nejc | 91.5 92.0 | 119.5 119.0 | 59.1 58.2 | 17.5 17.0 | 17.0 16.5 | 17.5 16.5 | 17.5 16.5 | 17.0 16.5 | 52.0 50.0 | 11 12 | -5.8 -5.8 | -0.97 -1.07 | 12.7 14.0 | 118.0 116.4 | | 4. 5. |
| | 6-3 | DAMJAN Jernej | 90.8 91.4 | 120.5 136.5 | 60.9 89.7 | 17.5 19.0 | 17.5 20.0 | 17.5 19.5 | 17.5 18.5 | 17.0 18.5 | 52.5 57.0 | 11 12 | -5.8 -5.8 | -1.15 -0.35 | 15.0 4.6 | 122.6 145.5 | | 3. 1. |
| | 6-4 | PREVC Peter | 91.0 90.6 | 129.0 129.0 | 76.2 76.2 | 18.0 19.0 | 19.0 19.5 | 18.0 18.5 | 18.5 19.0 | 18.5 19.0 | 55.0 57.0 | 11 10 | -5.8 5.8 | -0.36 -0.42 | 4.7 5.5 | 130.1 144.5 | | 5. 3. |
| | | | | | | | | | | | | | | | 536.0 | 3. | | |
| 4. | 7 | NOR - NORWAY | | | | | | | | | | | | | 494.8 | 2. | 1016.4 | |
| | 7-1 | FORFANG Johann Andre | 91.0 91.1 | 121.5 123.0 | 62.7 65.4 | 18.0 17.0 | 17.5 17.0 | 17.5 16.5 | 18.0 17.0 | 17.5 17.0 | 53.0 51.0 | 11 11 | -5.8 -1.20 | -0.51 15.7 | 6.7 132.1 | 116.6 3. | | |
| | 7-2 | VELTA Rune | 91.1 91.5 | 117.5 126.5 | 55.5 71.7 | 17.0 18.5 | 17.5 18.5 | 17.5 18.5 | 17.5 18.5 | 17.5 18.5 | 52.5 55.5 | 11 12 | -5.8 -5.8 | -1.11 -0.53 | 14.5 6.9 | 116.7 128.3 | | 5. 2. |
| | 7-3 | JACOBSEN Anders | 91.1 91.1 | 122.0 127.0 | 63.6 72.6 | 18.0 18.5 | 17.0 18.5 | 18.0 18.0 | 18.0 18.5 | 17.5 18.5 | 53.5 55.5 | 11 11 | -5.8 -0.48 | -1.13 6.3 | 14.8 134.4 | 126.1 3. | | |
| | 7-4 | FANNEMEL Anders | 90.0 90.7 | 130.0 117.0 | 78.0 54.6 | 17.0 17.5 | 18.0 17.0 | 17.0 17.0 | 17.5 17.5 | 16.5 17.5 | 51.5 51.5 | 09 10 | 5.8 5.8 | -0.01 -1.14 | 0.1 14.9 | 135.4 126.8 | | 3. 6. |
| | | | | | | | | | | | | | | | 521.6 | 4. | | |
| 5. | 3 | POL - POLAND | | | | | | | | | | | | | 477.4 | 5. | 987.8 | |
| | 3-1 | ZYLA Piotr | 91.0 90.9 | 116.0 116.5 | 52.8 53.7 | 17.0 17.0 | 17.5 17.5 | 17.0 17.5 | 17.5 17.0 | 17.5 17.0 | 52.0 52.0 | 11 11 | -5.8 -1.22 | -1.18 15.9 | 15.4 121.6 | 114.4 5. | | |
| | 3-2 | ZNISZCZOL Aleksander | 91.3 91.8 | 123.5 119.5 | 66.3 59.1 | 18.0 18.0 | 18.0 17.5 | 18.0 17.5 | 18.0 17.0 | 18.0 17.0 | 54.0 52.5 | 11 12 | -5.8 -5.8 | -0.58 -1.44 | 7.6 18.8 | 122.1 124.6 | | 4. 3. |
| | 3-3 | KUBACKI Dawid | 91.3 91.8 | 111.0 121.5 | 43.8 62.7 | 16.0 19.0 | 16.5 18.0 | 16.0 18.0 | 16.0 18.0 | 16.0 18.0 | 48.0 54.0 | 11 12 | -5.8 -5.8 | -0.86 -0.56 | 11.2 7.3 | 97.2 118.2 | | 7. 6. |
| | 3-4 | STOCH Kamil | 91.0 90.5 | 130.5 130.0 | 78.9 78.0 | 18.5 19.0 | 18.0 19.0 | 19.0 19.0 | 18.0 18.5 | 19.0 18.5 | 57.0 56.5 | 11 10 | -5.8 5.8 | -1.04 -0.44 | 13.6 5.7 | 143.7 146.0 | | 2. 2. |
| | | | | | | | | | | | | | | | 510.4 | 5. | | |

Large Hill Team
Official Results

SAT 17 JAN 2015
Start Time: 17:00
Finish Time: 18:44

| Rank | Bib | Name | Speed [km/h] | Distance [m] | Distance Points | Judges Marks | | | | | Judges Points | Gate / Wind Compensation | | | | Round Points | Group Rank | Total |
|--------------------------------------|----------|---------------------------------|-----------------|-----------------|--------------------|--------------|--------------|--------------|--------------|--------------|------------------|--------------------------|---------------|----------------|--------------|------------------------------|------------------------|--------------|
| | | | | | | A | B | C | D | E | | Gate | Points | [m/s] | Points | | | |
| 6. | 5 | JPN - JAPAN | | | | | | | | | | | | | | 473.6 486.8 | 6. 6. | 960.4 |
| | 5-1 | TAKEUCHI Taku | 91.2 91.1 | 121.5 114.5 | 62.7 50.1 | 17.0 16.5 | 17.0 17.0 | 17.0 17.0 | 17.5 17.0 | 17.5 17.0 | 51.5 51.0 | 11 11 | -5.8 -1.18 | -0.88 15.4 | 11.5 15.4 | 119.9 116.5 | 2. 6. | |
| | 5-2 | SAKUYAMA Kento | 91.0 91.5 | 115.5 116.0 | 51.9 52.8 | 16.5 16.5 | 16.5 17.0 | 17.0 17.0 | 17.0 16.5 | 17.0 16.5 | 50.5 50.5 | 11 12 | -5.8 -5.8 | -0.77 -1.26 | 10.1 16.5 | 106.7 114.0 | 6. 6. | |
| | 5-3 | ITO Daiki | 91.7 92.0 | 120.5 128.0 | 60.9 74.4 | 17.5 18.5 | 17.5 18.0 | 17.5 18.0 | 16.5 17.5 | 17.0 17.5 | 52.0 53.5 | 11 12 | -5.8 -5.8 | -1.07 -0.74 | 14.0 9.7 | 121.1 131.8 | 4. 5. | |
| | 5-4 | KASAI Noriaki | 91.1 90.6 | 123.0 117.5 | 65.4 55.5 | 17.5 17.0 | 17.5 18.0 | 17.0 18.0 | 18.0 17.5 | 18.0 17.0 | 53.0 52.5 | 11 10 | -5.8 5.8 | -1.02 -0.82 | 13.3 10.7 | 125.9 124.5 | 6. 7. | |
| 7. | 4 | CZE - CZECH REPUBLIC | | | | | | | | | | | | | | 412.6 453.2 | 8. 7. | 865.8 |
| | 4-1 | HAJEK Antonin | 90.9 90.7 | 105.0 109.0 | 33.0 40.2 | 14.5 16.5 | 15.5 16.5 | 15.0 17.0 | 15.5 16.5 | 16.0 16.5 | 46.0 49.5 | 11 11 | -5.8 -5.8 | -1.12 -0.99 | 14.6 12.9 | 87.8 102.6 | 9. 8. | |
| | 4-2 | HLAVA Lukas | 91.1 91.5 | 109.0 109.5 | 40.2 41.1 | 16.5 16.5 | 16.0 16.0 | 17.0 16.5 | 16.5 17.0 | 16.5 16.0 | 49.5 49.0 | 11 12 | -5.8 -5.8 | -0.73 -1.12 | 9.5 14.6 | 93.4 98.9 | 8. 8. | |
| | 4-3 | MATURA Jan | 91.1 91.5 | 114.5 118.5 | 50.1 57.3 | 17.0 17.5 | 17.0 18.0 | 17.0 17.5 | 17.5 17.5 | 17.5 17.0 | 51.5 52.5 | 11 12 | -5.8 -5.8 | -0.89 -0.61 | 11.6 8.0 | 107.4 112.0 | 6. 7. | |
| | 4-4 | KOUDELKA Roman | 91.2 90.7 | 121.5 125.0 | 62.7 69.0 | 17.5 19.0 | 18.0 18.0 | 17.5 18.0 | 18.0 18.5 | 18.0 18.5 | 53.5 55.0 | 11 10 | -5.8 5.8 | -1.04 -0.76 | 13.6 9.9 | 124.0 139.7 | 7. 5. | |
| 8. | 2 | RUS - RUSSIAN FEDERATION | | | | | | | | | | | | | | 416.8 443.8 | 7. 8. | 860.6 |
| | 2-1 | BOYARINTSEV Vladislav | 90.5 91.1 | 112.0 112.0 | 45.6 45.6 | 16.5 17.0 | 17.0 16.5 | 17.0 16.5 | 17.0 17.5 | 17.0 16.5 | 51.0 50.0 | 10 11 | | -0.72 -1.33 | 9.4 17.4 | 106.0 113.0 | 7. 7. | |
| | 2-2 | MAKSIMOVICH Mikhail | 90.7 91.3 | 113.0 114.5 | 47.4 50.1 | 16.5 17.0 | 17.0 16.5 | 17.0 17.0 | 17.0 16.5 | 17.0 16.5 | 51.0 50.5 | 11 12 | -5.8 -5.8 | -0.96 -1.36 | 12.5 17.8 | 105.1 112.6 | 7. 7. | |
| | 2-3 | KORNILOV Denis | 90.8 91.4 | 108.0 115.5 | 38.4 51.9 | 16.5 17.0 | 16.5 16.0 | 16.5 17.0 | 16.5 17.0 | 16.5 16.5 | 49.5 50.5 | 11 12 | -5.8 -5.8 | -1.04 -0.63 | 13.6 8.2 | 95.7 104.8 | 8. 8. | |
| | 2-4 | HAZETDINOV Ilmir | 90.8 90.9 | 114.0 112.0 | 49.2 45.6 | 17.0 16.5 | 17.0 17.0 | 17.0 17.0 | 17.0 16.5 | 17.0 16.5 | 51.0 50.5 | 10 10 | | -0.75 -0.88 | 9.8 11.5 | 110.0 113.4 | 8. 8. | |
| not qualified for final round | | | | | | | | | | | | | | | | | | |
| 9. | 1 | ITA - ITALY | | | | | | | | | | | | | | 380.0 | 9. | 380.0 |
| | 1-1 | VARESCO Daniele | 90.6 | 106.5 | 35.7 | 16.0 | 16.5 | 17.0 | 16.5 | 16.0 | 49.0 | 10 | | -0.73 | 9.5 | 94.2 | 8. | |
| | 1-2 | COLLOREDO Sebastian | 90.9 | 108.0 | 38.4 | 16.0 | 16.5 | 16.0 | 16.5 | 16.0 | 48.5 | 11 | -5.8 | -0.88 | 11.5 | 92.6 | 9. | |
| | 1-3 | CECON Federico | 91.0 | 104.5 | 32.1 | 16.0 | 16.0 | 16.5 | 16.0 | 16.5 | 48.5 | 11 | -5.8 | -1.21 | 15.8 | 90.6 | 9. | |
| | 1-4 | BRESADOLA Davide | 89.6 | 108.5 | 39.3 | 16.0 | 16.0 | 16.0 | 16.5 | 16.0 | 48.0 | 09 | 5.8 | -0.73 | 9.5 | 102.6 | 9. | |

Large Hill Team Official Results




SAT 17 JAN 2015
Start Time: 17:00
Finish Time: 18:44

| Competition / Weather Information | | | | | | | | | | | | |
|-----------------------------------|---------|---------------|------|--------|---------|---------------------------|-----------|-------------|-----------------|-------|-------|-------|
| | Time | Base Values | | | Weather | Temp. Start / Finish [°C] | | Humid. [%] | tan. Wind [m/s] | | | |
| | | Wind | Gate | Length | | Air | Snow | | min. | max. | Avg. | |
| 1st Round | Group 1 | 17:00 - 17:47 | 0.00 | 10 | 85.04m | cloudy | 6.0 / 5.6 | -2.0 / -2.0 | 55 / 55 | -1.26 | -0.01 | -0.84 |
| | Group 2 | | 0.00 | 10 | 85.04m | | | | | | | |
| | Group 3 | | 0.00 | 10 | 85.04m | | | | | | | |
| | Group 4 | | 0.00 | 10 | 85.04m | | | | | | | |
| Final Round | Group 1 | 18:07 - 18:44 | 0.00 | 11 | 85.84m | cloudy | 5.5 / 5.3 | -2.0 / -2.0 | 55 / 55 | -1.44 | -0.12 | -0.87 |
| | Group 2 | | 0.00 | 11 | 85.84m | | | | | | | |
| | Group 3 | | 0.00 | 11 | 85.84m | | | | | | | |
| | Group 4 | | 0.00 | 11 | 85.84m | | | | | | | |

| Statistics | | | | | | | | | | | | | | |
|-------------|----------|--------|----------|-------|--------------|-------|-------|--------------|------|------|-----------------------|---------|--------------|------|
| | Gate No. | Diff | Athletes | Falls | Distance [m] | | | Speed [km/h] | | | Competitors / Nations | | | |
| | | | | | min. | max. | Avg. | min. | max. | Avg. | in start list | started | with results | |
| 1st Round | Group 1 | 10 | | 2 | 0 | 106.5 | 112.0 | 109.2 | 90.5 | 90.6 | 90.5 | 36/9 | 36/9 | 36/9 |
| | Group 1 | 11 | +0.80m | 7 | 0 | 105.0 | 128.0 | 118.5 | 90.9 | 91.5 | 91.1 | | | |
| | Group 2 | 11 | +0.80m | 9 | 0 | 108.0 | 123.5 | 116.0 | 90.7 | 91.5 | 91.0 | | | |
| | Group 3 | 11 | +0.80m | 9 | 0 | 104.5 | 130.5 | 116.5 | 90.8 | 91.7 | 91.1 | | | |
| | Group 4 | 09 | -0.80m | 4 | 0 | 108.5 | 130.0 | 123.1 | 89.6 | 90.0 | 89.8 | | | |
| | Group 4 | 10 | | 1 | 0 | 114.0 | 114.0 | 114.0 | 90.8 | 90.8 | 90.8 | | | |
| Final Round | Group 4 | 11 | +0.80m | 4 | 0 | 121.5 | 130.5 | 126.0 | 91.0 | 91.2 | 91.0 | 32/8 | 32/8 | 32/8 |
| | Group 1 | 11 | | 8 | 0 | 109.0 | 123.0 | 117.4 | 90.7 | 91.7 | 91.2 | | | |
| | Group 2 | 12 | +0.80m | 8 | 0 | 109.5 | 131.5 | 119.8 | 91.3 | 92.0 | 91.6 | | | |
| | Group 3 | 11 | | 3 | 0 | 124.5 | 132.5 | 128.0 | 91.1 | 91.4 | 91.2 | | | |
| | Group 3 | 12 | +0.80m | 5 | 0 | 115.5 | 136.5 | 124.0 | 91.4 | 92.0 | 91.6 | | | |
| Group 4 | 10 | -0.80m | 8 | 0 | 112.0 | 133.5 | 123.8 | 90.3 | 90.9 | 90.6 | | | | |

| | |
|---|---|
| Technical Delegate (TD): SALVI Franck (FRA) | Chief of Competition: KOWAL Jan (POL) |
|---|---|

| | | | | | | |
|---------------|-----------|-----------------|--------|----------|------|---------|
| Legend | Avg. min. | Average minimum | Humid. | Humidity | max. | maximum |
|---------------|-----------|-----------------|--------|----------|------|---------|

FIS Presenting Sponsor  FIS Central Sponsor  FIS Data Sponsor 

Event Sponsor 