



## AUDI FIS SKI WORLD CUP 2020/21



### Åre (SWE)

8th Women's Slalom

### ENTRY LIST BY NSA



Number of Competitors: 51, Number of NSAs: 17

NSA	FIS Code	Name	Date of Birth	DH	FIS Points (4th of March 2021 - List 17)				AC
					SL	GS	SG		
<b>AUT</b> (7)	56367	GALLHUBER Katharina	16 JUN 1997	-	17.38 (39)	37.85 (238)	64.62 (265)	143.52 (339)	
	56392	GRITSCH Franziska	15 MAR 1997	44.42 (110)	16.17 (29)	19.15 (56)	30.72 (76)	12.91 (5)	
	56253	HUBER Katharina	3 OCT 1995	999.99(1049)	14.46 (19)	23.94 (85)	52.56 (182)	57.70 (67)	
	56388	LIENSBERGER Katharina	1 APR 1997	999.99(1049)	0.16 (3)	5.87 (12)	360.38(1840)	252.90 (716)	
	56427	LORENZ Bernadette	4 JAN 1998	-	24.27 (87)	37.18 (231)	59.54 (231)	276.35 (757)	
	56333	MAIR Chiara	31 AUG 1996	-	11.48 (12)	19.83 (61)	58.07 (219)	53.88 (62)	
	56344	SPORER Marie-Therese	28 JUN 1996	-	16.29 (30)	22.69 (79)	-	-	
<b>BEL</b> (1)	65117	VANREUSEL Kim	4 JAN 1998	276.38 (855)	33.84 (165)	41.24 (306)	85.30 (472)	126.64 (281)	
<b>CAN</b> (4)	106961	MIELZYNSKI Erin	25 MAY 1990	999.99(1049)	9.55 (10)	35.51 (209)	613.65(1927)	458.66 (916)	
	107798	NULLMEYER Ali	21 AUG 1998	-	15.44 (23)	22.18 (74)	64.80 (268)	98.90 (176)	
	107583	REMME Roni	14 FEB 1996	44.25 (108)	16.65 (33)	49.74 (491)	30.46 (73)	37.52 (26)	
	107427	ST-GERMAIN Laurence	30 MAY 1994	999.99(1049)	8.79 (8)	49.57 (487)	935.45(1967)	999.99(1034)	
<b>CRO</b> (2)	385092	KOMSIC Andrea	4 MAY 1996	444.50 (964)	19.84 (55)	22.56 (78)	78.03 (391)	158.06 (401)	
	385096	POPOVIC Leona	13 NOV 1997	177.00 (621)	20.73 (65)	28.56 (130)	56.13 (204)	67.22 (84)	
<b>CZE</b> (2)	155727	CAPOVA Gabriela	8 OCT 1993	-	17.40 (40)	32.87 (177)	999.99(1980)	999.99(1034)	
	155728	DUBOVSKA Martina	27 FEB 1992	-	11.62 (13)	39.98 (283)	999.99(1980)	999.99(1034)	
<b>DEN</b> (1)	175071	VORRE Clara-Marie Holmer	12 MAR 2003	-	66.71 (825)	70.70(1010)	-	-	
<b>FRA</b> (2)	198016	ESCANÉ Doriane	8 JAN 1999	153.08 (541)	20.84 (66)	16.36 (32)	77.42 (384)	116.99 (239)	
	196806	NOENS Nastasia	12 SEP 1988	999.16(1048)	19.40 (53)	103.29(1739)	635.95(1932)	529.58 (948)	
<b>GBR</b> (1)	225518	GUEST Charlie	30 DEC 1993	999.99(1049)	16.47 (31)	70.17(1001)	999.99(1980)	999.99(1034)	
<b>GER</b> (3)	206355	DUERR Lena	4 AUG 1991	152.00 (537)	13.36 (17)	23.38 (82)	73.61 (342)	44.28 (40)	
	206497	FILSER Andrea	25 MAR 1993	102.20 (323)	15.67 (27)	18.25 (51)	81.45 (421)	89.25 (141)	
	355061	HILZINGER Jessica	26 MAY 1997	139.47 (487)	15.43 (22)	16.13 (31)	41.31 (132)	35.28 (25)	
<b>ITA</b> (2)	296509	CURTONI Irene	11 AUG 1985	-	11.65 (14)	19.75 (60)	-	-	
	299699	PETERLINI Martina	24 OCT 1997	-	15.00 (20)	40.38 (291)	-	-	
<b>JPN</b> (1)	307493	ANDO Asa	24 APR 1996	-	18.76 (50)	16.59 (34)	139.16(1012)	999.99(1034)	
<b>NOR</b> (4)	426187	LYSDAHL Kristin	29 JUN 1996	79.80 (226)	13.67 (18)	23.30 (81)	72.00 (330)	95.07 (161)	
	426303	NORBYE Kaja	19 MAY 1999	169.01 (594)	21.49 (73)	18.33 (52)	98.07 (611)	60.26 (76)	
	425879	RIIS-JOHANNESSEN Kristina	5 MAR 1991	36.84 (80)	16.74 (35)	17.73 (47)	32.81 (92)	30.07 (17)	
	426193	STJERNESUND Thea Louise	24 NOV 1996	148.79 (521)	15.98 (28)	16.59 (34)	280.88(1704)	195.42 (536)	



**Åre (SWE)**


8th Women's Slalom

**ENTRY LIST BY NSA**

Number of Competitors: 51, Number of NSAs: 17

NSA	FIS Code	Name	Date of Birth	DH	FIS Points (4th of March 2021 - List 17)				
					SL	GS	SG	AC	
<b>SLO</b> (3)	565401	<b>BUCIK Ana</b>	21 JUL 1993	108.92 (350)	17.55 (43)	18.12 (49)	49.45 (169)	38.58 (28)	
	565471	<b>HROVAT Meta</b>	2 MAR 1998	172.17 (603)	16.66 (34)	7.40 (16)	75.66 (359)	65.72 (82)	
	565463	<b>SLOKAR Andreja</b>	15 OCT 1997	999.99(1049)	15.12 (21)	24.54 (93)	221.48(1500)	228.59 (655)	
<b>SUI</b> (3)	516284	<b>GISIN Michelle</b>	5 DEC 1993	7.91 (20)	0.68 (4)	6.76 (14)	9.06 (17)	27.10 (13)	
	516280	<b>HOLDENER Wendy</b>	12 MAY 1993	30.82 (68)	2.42 (5)	3.04 (7)	10.32 (21)	15.39 (7)	
	516562	<b>RAST Camille</b>	9 JUL 1999	-	19.96 (56)	24.14 (87)	91.76 (542)	69.32 (92)	
<b>SVK</b> (1)	705423	<b>VLHOVA Petra</b>	13 JUN 1995	14.30 (32)	0.00 (1)	1.50 (6)	6.04 (11)	0.60 (2)	
<b>SWE</b> (7)	507046	<b>BOSTROEM MUSSENER Moa</b>	2 AUG 2001	166.62 (585)	21.05 (68)	35.30 (206)	200.76(1413)	-	
	507049	<b>CEDER Liv</b>	12 MAR 2001	100.61 (318)	21.47 (72)	29.81 (138)	72.56 (333)	-	
	506867	<b>FERMBAECK Elsa</b>	28 MAR 1998	999.99(1049)	20.05 (58)	73.28(1080)	148.01(1079)	-	
	506399	<b>HECTOR Sara</b>	4 SEP 1992	678.50 (993)	22.19 (77)	7.76 (17)	40.99 (128)	55.46 (65)	
	507018	<b>RASK Sara</b>	16 MAR 2000	999.99(1049)	18.41 (47)	16.87 (43)	999.99(1980)	-	
	506583	<b>SAEFVENBERG Charlotta</b>	7 OCT 1994	999.99(1049)	20.25 (61)	49.19 (479)	999.99(1980)	-	
	506341	<b>WIKSTROEM Emelie</b>	2 OCT 1992	999.99(1049)	17.29 (37)	95.42(1593)	999.99(1980)	999.99(1034)	
<b>USA</b> (7)	6536171	<b>HENSIEN Katie</b>	1 DEC 1999	-	20.46 (64)	30.21 (141)	109.07 (724)	158.15 (402)	
	6536392	<b>HURT A.J.</b>	5 DEC 2000	38.15 (85)	21.50 (74)	15.00 (23)	35.33 (101)	87.59 (138)	
	539927	<b>LAPANJA Lila</b>	3 DEC 1994	999.99(1049)	17.37 (38)	44.91 (387)	76.34 (372)	102.60 (189)	
	539909	<b>MOLTZAN Paula</b>	7 APR 1994	999.99(1049)	17.84 (46)	23.58 (83)	239.39(1582)	945.27(1028)	
	6535773	<b>O BRIEN Nina</b>	29 NOV 1997	48.30 (120)	17.48 (42)	16.73 (38)	25.05 (63)	94.95 (158)	
	6535237	<b>SHIFFRIN Mikaela</b>	13 MAR 1995	0.74 (4)	0.00 (1)	0.04 (4)	1.06 (4)	30.30 (18)	
	537772	<b>STIEGLER Resi</b>	14 NOV 1985	999.99(1049)	20.85 (67)	74.42(1110)	109.07 (724)	191.07 (525)	

Legend:							
-	No points	AC	Alpine Combined	DH	Downhill	GS	Giant Slalom
SG	Super-G	SL	Slalom				



# AUDI FIS SKI WORLD CUP 2020/21



## Åre (SWE)

8th Women's Slalom

SAT 13 MAR 2021



## DRAW LIST

Start Time 10:30

Number of Competitors: 51, Number of NSAs: 17

Rank 120 in the FIS List: SAHLIN Emma 28.22 FIS Points

No.	FIS Code	Name	NSA Code	WCSL-SL	WCSL-O	FIS SL
1	705423	VLHOVA Petra	SVK	752 (1)	1723 (1)	0.00 (1)
2	56388	LIENSBERGER Katharina	AUT	645 (2)	1000 (8)	0.16 (3)
3	6535237	SHIFFRIN Mikaela	USA	643 (3)	1337 (3)	0.00 (1)
4	516280	HOLDENER Wendy	SUI	457 (4)	709 (10)	2.42 (5)
5	516284	GISIN Michelle	SUI	453 (5)	1258 (4)	0.68 (4)
6	56333	MAIR Chiara	AUT	233 (6)	233 (31)	11.48 (12)
7	206355	DUERR Lena	GER	202 (7)	215 (36)	13.36 (17)
8	426187	LYSDAHL Kristin	NOR	194 (8)	233 (31)	13.67 (18)
9	107427	ST-GERMAIN Laurence	CAN	192 (9)	192 (40)	8.79 (8)
10	565401	BUCIK Ana	SLO	155 (11)	241 (27)	17.55 (43)
11	155728	DUBOVSKA Martina	CZE	143 (12)	143 (46)	11.62 (13)
12	56392	GRITSCH Franziska	AUT	125 (13)	224 (35)	16.17 (29)
13	296509	CURTONI Irene	ITA	114 (14)	119 (53)	11.65 (14)
14	106961	MIELZYNSKI Erin	CAN	113 (15)	113 (56)	9.55 (10)
15	539909	MOLTZAN Paula	USA	108 (16)	276 (26)	17.84 (46)
16	56253	HUBER Katharina	AUT	106 (17)	130 (48)	14.46 (19)
17	565463	SLOKAR Andreja	SLO	98 (18)	126 (50)	15.12 (21)
18	516562	RAST Camille	SUI	96 (19)	106 (58)	19.96 (56)
19	506341	WIKSTROEM Emelie	SWE	91 (20)	91 (61)	17.29 (37)
20	506399	HECTOR Sara	SWE	90 (21)	332 (21)	22.19 (77)
21	196806	NOENS Nastasia	FRA	89 (23)	89 (62)	19.40 (53)
22	425879	RIIS-JOHANNESSEN Kristina	NOR	71 (24)	78 (65)	16.74 (35)
23	56367	GALLHUBER Katharina	AUT	71 (24)	71 (70)	17.38 (39)
24	426193	STJERNESUND Thea Louise	NOR	68 (26)	118 (54)	15.98 (28)
25	307493	ANDO Asa	JPN	62 (27)	76 (67)	18.76 (50)
26	299699	PETERLINI Martina	ITA	61 (28)	61 (73)	15.00 (20)
27	107798	NULLMEYER Ali	CAN	39 (35)	39 (88)	15.44 (23)
28	6535773	O BRIEN Nina	USA	38 (36)	168 (42)	17.48 (42)
29	385096	POPOVIC Leona	CRO	35 (37)	35 (93)	20.73 (65)
30	506867	FERMBAECK Elsa	SWE	28 (39)	28 (98)	20.05 (58)
31	355061	HILZINGER Jessica	GER	27 (40)	27 (100)	15.43 (22)
32	206497	FILSER Andrea	GER	14 (47)	58 (74)	15.67 (27)
33	56344	SPORER Marie-Therese	AUT	12 (51)	12 (125)	16.29 (30)
34	225518	GUEST Charlie	GBR	21 (43)	21 (109)	16.47 (31)
35	107583	REMME Roni	CAN	10 (54)	11 (129)	16.65 (33)
36	565471	HROVAT Meta	SLO	19 (44)	237 (28)	16.66 (34)
37	539927	LAPANJA Lila	USA	6 (58)	6 (139)	17.37 (38)
38	155727	CAPOVA Gabriela	CZE	4 (59)	4 (140)	17.40 (40)



**Åre (SWE)**
**DRAW LIST**

Number of Competitors: 51, Number of NSAs: 17

Rank 120 in the FIS List: SAHLIN Emma 28.22 FIS Points

No.	FIS Code	Name	NSA Code	WCSL-SL	WCSL-O	FIS SL
39	507018	RASK Sara	SWE	1 (70)	1 (155)	18.41 (47)
40	385092	KOMSIC Andrea	CRO	- (73)	- (162)	19.84 (55)
41	506583	SAEFVENBERG Charlotta	SWE	4 (59)	4 (140)	20.25 (61)
42	6536171	HENSIEN Katie	USA	13 (48)	13 (121)	20.46 (64)
43	198016	ESCANÉ Doriane	FRA	- (73)	11 (129)	20.84 (66)
44	537772	STIEGLER Resi	USA	- (73)	- (162)	20.85 (67)
45	507046	BOSTROEM MUSSENER Moa	SWE	- (73)	- (162)	21.05 (68)
46	507049	CEDER Liv	SWE	- (73)	- (162)	21.47 (72)
47	426303	NORBYE Kaja	NOR	13 (48)	33 (95)	21.49 (73)
48	6536392	HURT A.J.	USA	2 (66)	36 (91)	21.50 (74)
49	56427	LORENZ Bernadette	AUT	- (73)	- (162)	24.27 (87)
50	65117	VANREUSEL Kim	BEL	- (73)	- (162)	>33.84 (165)
51	175071	VORRE Clara-Marie Holmer	DEN	- (73)	- (162)	>66.71 (825)

<b>Legend:</b>	
-	No points
>	Greater than 120th rank in the FIS points list
<b>FIS SL</b>	FIS points for Slalom (17th FIS points list 2020/2021)
<b>WCSL-O</b>	Overall FIS World Cup Start List points
<b>WCSL-SL</b>	FIS World Cup Start List points for Slalom
<b>No.</b>	Control Number



# AUDI FIS SKI WORLD CUP 2020/21



## Åre (SWE)

8th Women's Slalom

SAT 13 MAR 2021

### START LIST RUN 1

Start Time 10:30

Number of Competitors: 51, Number of NSAs: 17

Bib	FIS Code	Name	Year of Birth	NSA Code	Time	Ski
1	56333	MAIR Chiara	1996	AUT		Atomic
2	6535237	SHIFFRIN Mikaela	1995	USA		Atomic
3	206355	DUERR Lena	1991	GER		Head
4	705423	VLHOVA Petra	1995	SVK		Rossignol
5	516280	HOLDENER Wendy	1993	SUI		Head
6	516284	GISIN Michelle	1993	SUI		Rossignol
7	56388	LIENSBERGER Katharina	1997	AUT		Rossignol
8	155728	DUBOVSKA Martina	1992	CZE		Voelkl
9	106961	MIELZYNSKI Erin	1990	CAN		Atomic
10	565401	BUCIK Ana	1993	SLO		Salomon
11	56392	GRITSCH Franziska	1997	AUT		Head
12	107427	ST-GERMAIN Laurence	1994	CAN		Rossignol
13	296509	CURTONI Irene	1985	ITA		Rossignol
14	426187	LYSDAHL Kristin	1996	NOR		Rossignol
15	539909	MOLTZAN Paula	1994	USA		Rossignol
-----break-----						
16	56253	HUBER Katharina	1995	AUT		Fischer
17	565463	SLOKAR Andreja	1997	SLO		Nordica
18	516562	RAST Camille	1999	SUI		Head
19	506341	WIKSTROEM Emelie	1992	SWE		Voelkl
20	506399	HECTOR Sara	1992	SWE		Head
21	196806	NOES Nastasia	1988	FRA		Salomon
22	425879	RIIS-JOHANNESSEN Kristina	1991	NOR		Rossignol
-----break-----						
23	56367	GALLHUBER Katharina	1997	AUT		Atomic
24	426193	STJERNESUND Thea Louise	1996	NOR		Rossignol
25	307493	ANDO Asa	1996	JPN		Atomic
26	299699	PETERLINI Martina	1997	ITA		Rossignol
27	107798	NULLMEYER Ali	1998	CAN		Atomic
28	6535773	O BRIEN Nina	1997	USA		Rossignol
29	385096	POPOVIC Leona	1997	CRO		Fischer
30	506867	FERMBAECK Elsa	1998	SWE		Fischer
-----break-----						
31	355061	HILZINGER Jessica	1997	GER		Atomic
32	206497	FILSER Andrea	1993	GER		Voelkl
33	56344	SPORER Marie-Therese	1996	AUT		Atomic
34	225518	GUEST Charlie	1993	GBR		Fischer
35	107583	REMME Roni	1996	CAN		Head
36	565471	HROVAT Meta	1998	SLO		Salomon
37	539927	LAPANJA Lila	1994	USA		Stoekli
38	155727	CAPOVA Gabriela	1993	CZE		
39	507018	RASK Sara	2000	SWE		Rossignol
40	385092	KOMSIC Andrea	1996	CRO		Atomic
41	506583	SAEFVENBERG Charlotta	1994	SWE		Rossignol
42	6536171	HENSIEN Katie	1999	USA		Rossignol



**Åre (SWE)**

8th Women's Slalom

SAT 13 MAR 2021

**START LIST RUN 1**

Start Time 10:30

Number of Competitors: 51, Number of NSAs: 17

Bib	FIS Code	Name	Year of Birth	NSA Code	Time	Ski
43	198016	ESCANE Doriane	1999	FRA		Rossignol
44	537772	STIEGLER Resi	1985	USA		Rossignol
45	507046	BOSTROEM MUSSENER Moa	2001	SWE		Rossignol
46	507049	CEDER Liv	2001	SWE		Rossignol
47	426303	NORBYE Kaja	1999	NOR		Fischer
48	6536392	HURT A.J.	2000	USA		Head
49	56427	LORENZ Bernadette	1998	AUT		Fischer
50	65117	VANREUSEL Kim	1998	BEL		Salomon
51	175071	VORRE Clara-Marie Holmer	2003	DEN		

**Jury**

FIS Technical Delegate	DUNLOP Jamie	DEN
Referee	GERDOL Peter	FIS
Assistant Referee	MAYR Markus	FIS
Chief of Race	ANGLAND LINDVALL Aase	SWE

**Technical Data**

Course Name	Olympia
Start Altitude	597m
Finish Altitude	396m
Vertical Drop	201m
Homologation Number	12145/11/16

**Race Information Run 1**

Course Setter	GEMZA Matej	SVK
Gates/Turning Gates	70/69	
Start Time	10:30	

**Race Information Run 2**

Course Setter	GFELLER Tim	NOR
Gates/Turning Gates		
Start Time	13:45	

**Forerunners:**

Run 1:	F1 - NYBERG Lisa	SWE	F2 - MARLUND Wilma	SWE	F3 - BACKLUND Liza	SWE
Run 2:	F1 - NYBERG Lisa	SWE	F2 - MARLUND Wilma	SWE	F3 - BACKLUND Liza	SWE





# AUDI FIS SKI WORLD CUP 2020/21



## Åre (SWE)

8th Women's Slalom

SAT 13 MAR 2021

### OFFICIAL RESULTS RUN 1

Start Time 10:30

Number of Competitors: 51, Number of NSAs: 17

Rank	Bib	FIS Code	Name	YB	NSA Code	Time	Difference	Ski
1	2	6535237	SHIFFRIN Mikaela	1995	USA	52.75		Atomic
2	7	56388	LIENSBERGER Katharina	1997	AUT	52.94	0.19	Rossignol
3	3	206355	DUERR Lena	1991	GER	53.43	0.68	Head
4	5	516280	HOLDENER Wendy	1993	SUI	53.67	0.92	Head
5	15	539909	MOLTZAN Paula	1994	USA	54.21	1.46	Rossignol
6	14	426187	LYSDAHL Kristin	1996	NOR	54.25	1.50	Rossignol
7	22	425879	RIIS-JOHANNESSEN Kristina	1991	NOR	54.31	1.56	Rossignol
8	6	516284	GISIN Michelle	1993	SUI	54.43	1.68	Rossignol
9	8	155728	DUBOVSKA Martina	1992	CZE	54.75	2.00	Voelkl
10	20	506399	HECTOR Sara	1992	SWE	54.77	2.02	Head
10	17	565463	SLOKAR Andreja	1997	SLO	54.77	2.02	Nordica
12	21	196806	NOENS Nastasia	1988	FRA	54.81	2.06	Salomon
13	12	107427	ST-GERMAIN Laurence	1994	CAN	54.85	2.10	Rossignol
14	27	107798	NULLMEYER Ali	1998	CAN	54.88	2.13	Atomic
15	1	56333	MAIR Chiara	1996	AUT	54.89	2.14	Atomic
16	19	506341	WIKSTROEM Emelie	1992	SWE	54.90	2.15	Voelkl
17	10	565401	BUCIK Ana	1993	SLO	54.97	2.22	Salomon
18	13	296509	CURTONI Irene	1985	ITA	55.04	2.29	Rossignol
19	9	106961	MIELZYNSKI Erin	1990	CAN	55.09	2.34	Atomic
20	11	56392	GRITSCH Franziska	1997	AUT	55.28	2.53	Head
21	28	6535773	O BRIEN Nina	1997	USA	55.30	2.55	Rossignol
22	25	307493	ANDO Asa	1996	JPN	55.31	2.56	Atomic
22	23	56367	GALLHUBER Katharina	1997	AUT	55.31	2.56	Atomic
24	18	516562	RAST Camille	1999	SUI	55.40	2.65	Head
25	33	56344	SPORER Marie-Therese	1996	AUT	55.48	2.73	Atomic
26	29	385096	POPOVIC Leona	1997	CRO	55.57	2.82	Fischer
27	4	705423	VLHOVA Petra	1995	SVK	55.70	2.95	Rossignol
28	41	506583	SAEFVENBERG Charlotta	1994	SWE	55.77	3.02	Rossignol
29	34	225518	GUEST Charlie	1993	GBR	55.78	3.03	Fischer
30	32	206497	FILSER Andrea	1993	GER	55.89	3.14	Voelkl

#### DID NOT QUALIFY FOR RUN 2: 14 competitors

31	39	507018	RASK Sara	2000	SWE	56.00	3.25	Rossignol
32	42	6536171	HENSIEN Katie	1999	USA	56.02	3.27	Rossignol
33	35	107583	REMME Roni	1996	CAN	56.12	3.37	Head
34	26	299699	PETERLINI Martina	1997	ITA	56.13	3.38	Rossignol
35	43	198016	ESCANÉ Doriane	1999	FRA	56.15	3.40	Rossignol
36	44	537772	STIEGLER Resi	1985	USA	56.24	3.49	Rossignol
37	36	565471	HROVAT Meta	1998	SLO	56.30	3.55	Salomon
38	49	56427	LORENZ Bernadette	1998	AUT	56.41	3.66	Fischer
39	16	56253	HUBER Katharina	1995	AUT	56.43	3.68	Fischer
40	45	507046	BOSTROEM MUSSENER Moa	2001	SWE	56.50	3.75	Rossignol
41	40	385092	KOMSIC Andrea	1996	CRO	56.52	3.77	Atomic
41	38	155727	CAPOVA Gabriela	1993	CZE	56.52	3.77	
43	50	65117	VANREUSEL Kim	1998	BEL	56.75	4.00	Salomon
44	47	426303	NORBYE Kaja	1999	NOR	57.18	4.43	Fischer



**Åre (SWE)**


8th Women's Slalom

SAT 13 MAR 2021

**OFFICIAL RESULTS RUN 1**

Start Time 10:30

Number of Competitors: 51, Number of NSAs: 17

Rank	Bib	FIS Code	Name	YB	NSA Code	Time	Difference	Ski
<b>DID NOT FINISH RUN 1: 7 competitors</b>								
	24	426193	STJERNESUND Thea Louise	1996	NOR			Rossignol
	30	506867	FERMBAECK Elsa	1998	SWE			Fischer
	31	355061	HILZINGER Jessica	1997	GER			Atomic
	37	539927	LAPANJA Lila	1994	USA			Stoekli
	46	507049	CEDER Liv	2001	SWE			Rossignol
	48	6536392	HURT A.J.	2000	USA			Head
	51	175071	VORRE Clara-Marie Holmer	2003	DEN			

**Jury**

FIS Technical Delegate	DUNLOP Jamie	DEN
Referee	GERDOL Peter	FIS
Assistant Referee	MAYR Markus	FIS
Chief of Race	ANGLAND LINDVALL Aase	SWE

**Technical Data**

Course Name	Olympia
Start Altitude	597m
Finish Altitude	396m
Vertical Drop	201m
Homologation Number	12145/11/16

**Race Information Run 1**

Course Setter	GEMZA Matej	SVK
Gates/Turning Gates	70/69	
Start Time	10:30	

**Race Information Run 2**

Course Setter	GFELLER Tim	NOR
Gates/Turning Gates		
Start Time	13:45	

**Forerunners:**

Run 1:	F1 - NYBERG Lisa	SWE	F2 - MARLUND Wilma	SWE	F3 - BACKLUND Liza	SWE
Run 2:	F1 - NYBERG Lisa	SWE	F2 - MARLUND Wilma	SWE	F3 - BACKLUND Liza	SWE

**Conditions on course:**

Run 1	PARTLY CLOUDY	Snow: COMPACT	Temperature - Start: -3°C	Temperature - Finish: -1°C
-------	---------------	---------------	---------------------------	----------------------------

**Legend:**

YB Year of Birth





# AUDI FIS SKI WORLD CUP 2020/21



## Åre (SWE)



8th Women's Slalom

SAT 13 MAR 2021

### START LIST RUN 2

Start Time 13:45

Number of Competitors: 30, Number of NSAs: 15

Start Order	Bib	FIS Code	Name	Year of Birth	NSA Code	Run 1	Diff.	Rank	Run 2	Total	Ski
1	32	206497	FILSER Andrea	1993	GER	55.89	3.14	30			Voelkl
2	34	225518	GUEST Charlie	1993	GBR	55.78	3.03	29			Fischer
3	41	506583	SAEFVENBERG Charlotta	1994	SWE	55.77	3.02	28			Rossignol
4	4	705423	VLHOVA Petra	1995	SVK	55.70	2.95	27			Rossignol
5	29	385096	POPOVIC Leona	1997	CRO	55.57	2.82	26			Fischer
6	33	56344	SPORER Marie-Therese	1996	AUT	55.48	2.73	25			Atomic
7	18	516562	RAST Camille	1999	SUI	55.40	2.65	24			Head
8	23	56367	GALLHUBER Katharina	1997	AUT	55.31	2.56	22			Atomic
9	25	307493	ANDO Asa	1996	JPN	55.31	2.56	22			Atomic
10	28	6535773	O BRIEN Nina	1997	USA	55.30	2.55	21			Rossignol
11	11	56392	GRITSCH Franziska	1997	AUT	55.28	2.53	20			Head
12	9	106961	MIELZYNSKI Erin	1990	CAN	55.09	2.34	19			Atomic
13	13	296509	CURTONI Irene	1985	ITA	55.04	2.29	18			Rossignol
14	10	565401	BUCIK Ana	1993	SLO	54.97	2.22	17			Salomon
15	19	506341	WIKSTROEM Emelie	1992	SWE	54.90	2.15	16			Voelkl
----- break -----											
16	1	56333	MAIR Chiara	1996	AUT	54.89	2.14	15			Atomic
17	27	107798	NULLMEYER Ali	1998	CAN	54.88	2.13	14			Atomic
18	12	107427	ST-GERMAIN Laurence	1994	CAN	54.85	2.10	13			Rossignol
19	21	196806	NOENS Nastasia	1988	FRA	54.81	2.06	12			Salomon
20	17	565463	SLOKAR Andreja	1997	SLO	54.77	2.02	10			Nordica
21	20	506399	HECTOR Sara	1992	SWE	54.77	2.02	10			Head
22	8	155728	DUBOVSKA Martina	1992	CZE	54.75	2.00	9			Voelkl
----- break -----											
23	6	516284	GISIN Michelle	1993	SUI	54.43	1.68	8			Rossignol
24	22	425879	RIIS-JOHANNESSEN Kristina	1991	NOR	54.31	1.56	7			Rossignol
25	14	426187	LYSDAHL Kristin	1996	NOR	54.25	1.50	6			Rossignol
26	15	539909	MOLTZAN Paula	1994	USA	54.21	1.46	5			Rossignol
27	5	516280	HOLDENER Wendy	1993	SUI	53.67	0.92	4			Head
28	3	206355	DUERR Lena	1991	GER	53.43	0.68	3			Head
29	7	56388	LIENSBERGER Katharina	1997	AUT	52.94	0.19	2			Rossignol
30	2	6535237	SHIFFRIN Mikaela	1995	USA	52.75		1			Atomic

#### Jury

FIS Technical Delegate	DUNLOP Jamie	DEN
Referee	GERDOL Peter	FIS
Assistant Referee	MAYR Markus	FIS
Chief of Race	ANGLAND LINDVALL Aase	SWE

#### Technical Data

Course Name	Olympia
Start Altitude	597m
Finish Altitude	396m
Vertical Drop	201m
Homologation Number	12145/11/16

#### Race Information Run 1

Course Setter	GEMZA Matej	SVK
Gates/Turning Gates	70/69	
Start Time	10:30	

#### Race Information Run 2

Course Setter	GFELLER Tim	NOR
Gates/Turning Gates		
Start Time	13:45	

#### Forerunners:

Run 1:	F1 - NYBERG Lisa	SWE	F2 - MARLUND Wilma	SWE	F3 - BACKLUND Liza	SWE
Run 2:	F1 - NYBERG Lisa	SWE	F2 - MARLUND Wilma	SWE	F3 - BACKLUND Liza	SWE

SAT 13 MAR 2021 / Åre (SWE) / 5104

Page 1/1

Data Processing by LONGINES

www.fis-ski.com

LONGINES Timing

Generation date : SAT 13 MAR 2021

Time : 11:52

Document: C51B 1.0





# AUDI FIS SKI WORLD CUP 2020/21



## Åre (SWE)

8th Women's Slalom

SAT 13 MAR 2021

### OFFICIAL RESULTS

Start Time 13:45

Number of Competitors: 51, Number of NSAs: 17

Penalty applied: 0.00

Rank	Bib	FIS Code	Name	YB	NSA Code	Run 1		Run 2		Total	Diff.	Race Points	Ski
						Time	Rank	Time	Rank				
1	7	56388	LIENSBERGER Katharina	1997	AUT	52.94	(2)	54.99	(2)	1:47.93		0,00	Rossignol
2	2	6535237	SHIFFRIN Mikaela	1995	USA	52.75	(1)	55.90	(10)	1:48.65	0.72	4,87	Atomic
3	5	516280	HOLDENER Wendy	1993	SUI	53.67	(4)	55.91	(11)	1:49.58	1.65	11,16	Head
4	3	206355	DUERR Lena	1991	GER	53.43	(3)	56.28	(15)	1:49.71	1.78	12,04	Head
5	15	539909	MOLTZAN Paula	1994	USA	54.21	(5)	55.72	(8)	1:49.93	2.00	13,53	Rossignol
6	14	426187	LYSDAHL Kristin	1996	NOR	54.25	(6)	55.95	(13)	1:50.20	2.27	15,35	Rossignol
7	22	425879	RIIS-JOHANNESSEN Kristina	1991	NOR	54.31	(7)	56.31	(17)	1:50.62	2.69	18,19	Rossignol
8	4	705423	VLHOVA Petra	1995	SVK	55.70	(27)	54.94	(1)	1:50.64	2.71	18,33	Rossignol
9	23	56367	GALLHUBER Katharina	1997	AUT	55.31	(22)	55.43	(3)	1:50.74	2.81	19,01	Atomic
10	11	56392	GRITSCH Franziska	1997	AUT	55.28	(20)	55.57	(7)	1:50.85	2.92	19,75	Head
11	12	107427	ST-GERMAIN Laurence	1994	CAN	54.85	(13)	56.12	(14)	1:50.97	3.04	20,56	Rossignol
12	8	155728	DUBOVSKA Martina	1992	CZE	54.75	(9)	56.28	(15)	1:51.03	3.10	20,97	Voelkl
13	6	516284	GISIN Michelle	1993	SUI	54.43	(8)	56.63	(22)	1:51.06	3.13	21,17	Rossignol
14	41	506583	SAEFVENBERG Charlotta	1994	SWE	55.77	(28)	55.44	(4)	1:51.21	3.28	22,18	Rossignol
14	20	506399	HECTOR Sara	1992	SWE	54.77	(10)	56.44	(19)	1:51.21	3.28	22,18	Head
16	34	225518	GUEST Charlie	1993	GBR	55.78	(29)	55.48	(5)	1:51.26	3.33	22,52	Fischer
16	27	107798	NULLMEYER Ali	1998	CAN	54.88	(14)	56.38	(18)	1:51.26	3.33	22,52	Atomic
18	18	516562	RAST Camille	1999	SUI	55.40	(24)	55.88	(9)	1:51.28	3.35	22,66	Head
19	17	565463	SLOKAR Andreja	1997	SLO	54.77	(10)	56.54	(20)	1:51.31	3.38	22,86	Nordica
20	33	56344	SPORER Marie-Therese	1996	AUT	55.48	(25)	55.92	(12)	1:51.40	3.47	23,47	Atomic
21	32	206497	FILSER Andrea	1993	GER	55.89	(30)	55.55	(6)	1:51.44	3.51	23,74	Voelkl
22	28	6535773	O BRIEN Nina	1997	USA	55.30	(21)	56.54	(20)	1:51.84	3.91	26,45	Rossignol
23	21	196806	NOENS Nastasia	1988	FRA	54.81	(12)	57.09	(25)	1:51.90	3.97	26,85	Salomon
24	9	106961	MIELZYNSKI Erin	1990	CAN	55.09	(19)	56.88	(23)	1:51.97	4.04	27,33	Atomic
25	10	565401	BUCIK Ana	1993	SLO	54.97	(17)	57.01	(24)	1:51.98	4.05	27,39	Salomon
26	1	56333	MAIR Chiara	1996	AUT	54.89	(15)	57.11	(26)	1:52.00	4.07	27,53	Atomic
27	19	506341	WIKSTROEM Emelie	1992	SWE	54.90	(16)	57.25	(27)	1:52.15	4.22	28,54	Voelkl
28	25	307493	ANDO Asa	1996	JPN	55.31	(22)	57.45	(28)	1:52.76	4.83	32,67	Atomic
29>	29	385096	POPOVIC Leona	1997	CRO	55.57	(26)	1:01.80	(29)	1:57.37	9.44	63,85	Fischer

#### DID NOT FINISH RUN 2: 1 competitor

13	296509	CURTONI Irene	1985	ITA									Rossignol
----	--------	---------------	------	-----	--	--	--	--	--	--	--	--	-----------

#### DID NOT QUALIFY FOR RUN 2: 14 competitors

39	507018	RASK Sara	2000	SWE	56.00	(31)							Rossignol
42	6536171	HENSIEN Katie	1999	USA	56.02	(32)							Rossignol
35	107583	REMME Roni	1996	CAN	56.12	(33)							Head
26	299699	PETERLINI Martina	1997	ITA	56.13	(34)							Rossignol
43	198016	ESCANE Doriane	1999	FRA	56.15	(35)							Rossignol
44	537772	STIEGLER Resi	1985	USA	56.24	(36)							Rossignol
36	565471	HROVAT Meta	1998	SLO	56.30	(37)							Salomon
49	56427	LORENZ Bernadette	1998	AUT	56.41	(38)							Fischer
16	56253	HUBER Katharina	1995	AUT	56.43	(39)							Fischer
45	507046	BOSTROEM MUSSENER Moa	2001	SWE	56.50	(40)							Rossignol
40	385092	KOMSIC Andrea	1996	CRO	56.52	(41)							Atomic
38	155727	CAPOVA Gabriela	1993	CZE	56.52	(41)							
50	65117	VANREUSEL Kim	1998	BEL	56.75	(43)							Salomon



**Åre (SWE)**

8th Women's Slalom

SAT 13 MAR 2021

**OFFICIAL RESULTS**

Start Time 13:45

Number of Competitors: 51, Number of NSAs: 17

Penalty applied: 0.00

Rank	Bib	FIS Code	Name	YB	NSA Code	Run 1	Run 2	Total	Diff.	Race Points	Ski
						Time Rank	Time Rank				
	47	426303	<b>NORBYE Kaja</b>	1999	NOR	57.18 (44)					Fischer

**DID NOT FINISH RUN 1: 7 competitors**

24	426193	<b>STJERNESUND Thea Louise</b>	1996	NOR							Rossignol
30	506867	<b>FERMBAECK Elsa</b>	1998	SWE							Fischer
31	355061	<b>HILZINGER Jessica</b>	1997	GER							Atomic
37	539927	<b>LAPANJA Lila</b>	1994	USA							Stoeckli
46	507049	<b>CEDER Liv</b>	2001	SWE							Rossignol
48	6536392	<b>HURT A.J.</b>	2000	USA							Head
51	175071	<b>VORRE Clara-Marie Holmer</b>	2003	DEN							

**Jury**

<b>FIS Technical Delegate</b>	DUNLOP Jamie	DEN
<b>Referee</b>	GERDOL Peter	FIS
<b>Assistant Referee</b>	MAYR Markus	FIS
<b>Chief of Race</b>	ANGLAND LINDVALL Aase	SWE

**Technical Data**

<b>Course Name</b>	Olympia
<b>Start Altitude</b>	597m
<b>Finish Altitude</b>	396m
<b>Vertical Drop</b>	201m
<b>Homologation Number</b>	12145/11/16

**Race Information Run 1**

<b>Course Setter</b>	GEMZA Matej	SVK
<b>Gates/Turning Gates</b>	70/69	
<b>Start Time</b>	10:30	

**Race Information Run 2**

<b>Course Setter</b>	GFELLER Tim	NOR
<b>Gates/Turning Gates</b>	68/66	
<b>Start Time</b>	13:45	

**Forerunners:**

<b>Run 1:</b>	F1 - NYBERG Lisa	SWE	F2 - MARLUND Wilma	SWE	F3 - BACKLUND Liza	SWE
<b>Run 2:</b>	F1 - NYBERG Lisa	SWE	F2 - MARLUND Wilma	SWE	F3 - BACKLUND Liza	SWE

**Conditions on course:**

<b>Run 1</b>	PARTLY CLOUDY	<b>Snow:</b> COMPACT	<b>Temperature - Start:</b> -3°C	<b>Temperature - Finish:</b> -1°C
<b>Run 2</b>	SUNNY	<b>Snow:</b> COMPACT	<b>Temperature - Start:</b> -2°C	<b>Temperature - Finish:</b> -1°C

<b>Legend:</b>	> Competitor's overall time is more than 8% greater than winning time (see FIS rule §10.2)	<b>YB</b>	Year of Birth
----------------	--	-----------	---------------



AUDI FIS SKI WORLD CUP 2020/21



Åre (SWE)



8th Women's Slalom

SAT 13 MAR 2021

Start Time 10:30

PENALTY CALCULATION

Best 10 at Finish

F-factor: 730

Rank	Bib	FIS Code	Name	NSA Code	FIS Points	Best 5	Race Points
1	7	56388	LIENSBERGER Katharina	AUT	0,16	0,16	0,00
2	2	6535237	SHIFFRIN Mikaela	USA	0,00	0,00	4,87
3	5	516280	HOLDENER Wendy	SUI	2,42	2,42	11,16
4	3	206355	DUERR Lena	GER	13,36	13,36	12,04
5	15	539909	MOLTZAN Paula	USA	17,84		
6	14	426187	LYSDAHL Kristin	NOR	13,67		
7	22	425879	RIIS-JOHANNESSEN Kristina	NOR	16,74		
8	4	705423	VLHOVA Petra	SVK	0,00	0,00	18,33
9	23	56367	GALLHUBER Katharina	AUT	17,38		
10	11	56392	GRITSCH Franziska	AUT	16,17		

Best 5 FIS Points Started

Rank	Bib	FIS Code	Name	NSA Code	FIS Points
2	2	6535237	SHIFFRIN Mikaela	USA	0,00
8	4	705423	VLHOVA Petra	SVK	0,00
1	7	56388	LIENSBERGER Katharina	AUT	0,16
13	6	516284	GISIN Michelle	SUI	0,68
3	5	516280	HOLDENER Wendy	SUI	2,42

TOTALS:

FIS Points of Best 5 Started (B)	3,26	
FIS Points of Best 5 at Finish in Top 10 (A)		15,94
Race Points of Corresponding Competitors (C)		46,40
Calculated Penalty (A+B-C):10 =>	-2,720	
Rounded	-2,72	
Category Adder	0,00	
Correction Value (Z)	0,00	
Calculated Penalty	-2,72	
Penalty Applied	0,00	





# AUDI FIS SKI WORLD CUP 2020/21



## Åre (SWE)

8th Women's Slalom

SAT 13 MAR 2021

Start Time 13:45



### PERFORMANCE ANALYSIS BY RANK

Number of Competitors: 30, Number of NSAs: 15

Rank	Bib	Name Ski	NSA Code	Positions				Partials		Difference Time	
				Pos	Time	Rank	Pos	Time	Rank		
1	7	LIENSBERGER Katharina Rossignol	AUT	Run 1:	Int1:	12.42	(4)	I1-I2:	14.73	(1)	0.16
					Int2:	27.15	(1)	I2-I3:	13.80	(2)	0.00
					Int3:	40.95	(2)	I3-Fin:	11.99	(1)	0.25
					Fin:	52.94	(2)				0.19
				Run 2:	Int1:	12.87	(5)	I1-I2:	16.24	(9)	0.20
					Int2:	29.11	(6)	I2-I3:	13.23	(1)	0.29
					Int3:	42.34	(3)	I3-Fin:	12.65	(1)	0.17
					Fin:	54.99	(2)				0.05
				Total:	Int1:	1:05.81	(2)				0.11
					Int2:	1:22.05	(1)				0.00
					Int3:	1:35.28	(1)				0.00
					Fin:	1:47.93	(1)				0.00
				2	2	SHIFFRIN Mikaela Atomic	USA	Run 1:	Int1:	12.26	(1)
	Int2:	27.22	(2)					I2-I3:	13.48	(1)	0.07
	Int3:	40.70	(1)					I3-Fin:	12.05	(2)	0.00
	Fin:	52.75	(1)								0.00
Run 2:	Int1:	12.95	(10)					I1-I2:	16.64	(24)	0.28
	Int2:	29.59	(17)					I2-I3:	13.64	(9)	0.77
	Int3:	43.23	(14)					I3-Fin:	12.67	(2)	1.06
	Fin:	55.90	(10)								0.96
Total:	Int1:	1:05.70	(1)								0.00
	Int2:	1:22.34	(2)								0.29
	Int3:	1:35.98	(2)								0.70
	Fin:	1:48.65	(2)								0.72
3	5	HOLDENER Wendy Head	SUI					Run 1:	Int1:	12.31	(2)
					Int2:	27.48	(4)	I2-I3:	14.08	(5)	0.33
					Int3:	41.56	(4)	I3-Fin:	12.11	(3)	0.86
					Fin:	53.67	(4)				0.92
				Run 2:	Int1:	13.10	(17)	I1-I2:	16.32	(13)	0.43
					Int2:	29.42	(16)	I2-I3:	13.65	(10)	0.60
					Int3:	43.07	(12)	I3-Fin:	12.84	(6)	0.90
					Fin:	55.91	(11)				0.97
				Total:	Int1:	1:06.77	(4)				1.07
					Int2:	1:23.09	(4)				1.04
					Int3:	1:36.74	(3)				1.46
					Fin:	1:49.58	(3)				1.65



**PERFORMANCE ANALYSIS BY RANK**

Number of Competitors: 30, Number of NSAs: 15

Rank	Bib	Name Ski	NSA		Positions			Partials		Difference Time		
			Code	Pos	Time	Rank	Pos	Time	Rank			
4	3	DUERR Lena Head	GER	Run 1:	Int1:	12.32	(3)	I1-I2:	14.98	(3)	0.06	
					Int2:	27.30	(3)	I2-I3:	13.92	(4)	0.15	
					Int3:	41.22	(3)	I3-Fin:	12.21	(4)	0.52	
					Fin:	53.43	(3)				0.68	
					Run 2:	Int1:	12.96	(11)	I1-I2:	16.66	(25)	0.29
						Int2:	29.62	(18)	I2-I3:	13.71	(14)	0.80
						Int3:	43.33	(17)	I3-Fin:	12.95	(14)	1.16
						Fin:	56.28	(15)				1.34
					Total:	Int1:	1:06.39	(3)				0.69
						Int2:	1:23.05	(3)				1.00
						Int3:	1:36.76	(4)				1.48
						Fin:	1:49.71	(4)				1.78
					5	15	MOLTZAN Paula Rossignol	USA	Run 1:	Int1:	12.58	(13)
Int2:	27.94	(9)	I2-I3:	13.80						(2)	0.79	
Int3:	41.74	(5)	I3-Fin:	12.47						(19)	1.04	
Fin:	54.21	(5)									1.46	
Run 2:	Int1:	13.02	(13)	I1-I2:						16.31	(12)	0.35
	Int2:	29.33	(12)	I2-I3:						13.60	(8)	0.51
	Int3:	42.93	(9)	I3-Fin:						12.79	(4)	0.76
	Fin:	55.72	(8)									0.78
Total:	Int1:	1:07.23	(5)									1.53
	Int2:	1:23.54	(5)									1.49
	Int3:	1:37.14	(5)									1.86
	Fin:	1:49.93	(5)									2.00
6	14	LYSDAHL Kristin Rossignol	NOR	Run 1:						Int1:	12.52	(9)
					Int2:	27.78	(6)	I2-I3:	14.18	(10)	0.63	
					Int3:	41.96	(7)	I3-Fin:	12.29	(6)	1.26	
					Fin:	54.25	(6)				1.50	
					Run 2:	Int1:	13.16	(21)	I1-I2:	16.19	(8)	0.49
						Int2:	29.35	(13)	I2-I3:	13.68	(11)	0.53
						Int3:	43.03	(10)	I3-Fin:	12.92	(13)	0.86
						Fin:	55.95	(13)				1.01
					Total:	Int1:	1:07.41	(6)				1.71
						Int2:	1:23.60	(6)				1.55
						Int3:	1:37.28	(6)				2.00
						Fin:	1:50.20	(6)				2.27
					7	22	RIIS-JOHANNESSEN Kristina Rossignol	NOR	Run 1:	Int1:	12.59	(14)
Int2:	27.79	(7)	I2-I3:	14.17						(8)	0.64	
Int3:	41.96	(7)	I3-Fin:	12.35						(10)	1.26	
Fin:	54.31	(7)									1.56	
Run 2:	Int1:	13.21	(23)	I1-I2:						16.42	(15)	0.54
	Int2:	29.63	(19)	I2-I3:						13.77	(17)	0.81
	Int3:	43.40	(18)	I3-Fin:						12.91	(12)	1.23
	Fin:	56.31	(17)									1.37
Total:	Int1:	1:07.52	(7)									1.82
	Int2:	1:23.94	(7)									1.89
	Int3:	1:37.71	(8)									2.43
	Fin:	1:50.62	(7)									2.69



**PERFORMANCE ANALYSIS BY RANK**

Number of Competitors: 30, Number of NSAs: 15

Rank	Bib	Name Ski	NSA Code	Positions			Partials		Difference Time		
				Pos	Time	Rank	Pos	Time		Rank	
8	4	VLHOVA Petra Rossignol	SVK	Run 1:	Int1:	14.23	(44)	I1-I2:	15.09	(4)	1.97
					Int2:	29.32	(44)	I2-I3:	14.11	(7)	2.17
					Int3:	43.43	(34)	I3-Fin:	12.27	(5)	2.73
					Fin:	55.70	(27)				2.95
				Run 2:	Int1:	12.67	(1)	I1-I2:	16.15	(5)	0.00
					Int2:	28.82	(1)	I2-I3:	13.35	(4)	0.00
					Int3:	42.17	(1)	I3-Fin:	12.77	(3)	0.00
					Fin:	54.94	(1)				0.00
				Total:	Int1:	1:08.37	(21)				2.67
					Int2:	1:24.52	(15)				2.47
					Int3:	1:37.87	(9)				2.59
					Fin:	1:50.64	(8)				2.71
				9	23	GALLHUBER Katharina Atomic	AUT	Run 1:	Int1:	12.71	(22)
Int2:	28.25	(20)	I2-I3:						14.47	(27)	1.10
Int3:	42.72	(22)	I3-Fin:						12.59	(23)	2.02
Fin:	55.31	(22)									2.56
Run 2:	Int1:	12.83	(2)					I1-I2:	16.04	(3)	0.16
	Int2:	28.87	(2)					I2-I3:	13.69	(12)	0.05
	Int3:	42.56	(7)					I3-Fin:	12.87	(9)	0.39
	Fin:	55.43	(3)								0.49
Total:	Int1:	1:08.14	(18)								2.44
	Int2:	1:24.18	(10)								2.13
	Int3:	1:37.87	(9)								2.59
	Fin:	1:50.74	(9)								2.81
10	11	GRITSCH Franziska Head	AUT					Run 1:	Int1:	12.48	(6)
				Int2:	27.69	(5)	I2-I3:		14.17	(8)	0.54
				Int3:	41.86	(6)	I3-Fin:		13.42	(44)	1.16
				Fin:	55.28	(20)					2.53
				Run 2:	Int1:	12.83	(2)	I1-I2:	16.24	(9)	0.16
					Int2:	29.07	(5)	I2-I3:	13.24	(2)	0.25
					Int3:	42.31	(2)	I3-Fin:	13.26	(25)	0.14
					Fin:	55.57	(7)				0.63
				Total:	Int1:	1:08.11	(16)				2.41
					Int2:	1:24.35	(12)				2.30
					Int3:	1:37.59	(7)				2.31
					Fin:	1:50.85	(10)				2.92
				11	12	ST-GERMAIN Laurence Rossignol	CAN	Run 1:	Int1:	12.71	(22)
Int2:	28.25	(20)	I2-I3:						14.31	(15)	1.10
Int3:	42.56	(17)	I3-Fin:						12.29	(6)	1.86
Fin:	54.85	(13)									2.10
Run 2:	Int1:	12.92	(8)					I1-I2:	16.36	(14)	0.25
	Int2:	29.28	(10)					I2-I3:	13.79	(19)	0.46
	Int3:	43.07	(12)					I3-Fin:	13.05	(18)	0.90
	Fin:	56.12	(14)								1.18
Total:	Int1:	1:07.77	(11)								2.07
	Int2:	1:24.13	(9)								2.08
	Int3:	1:37.92	(12)								2.64
	Fin:	1:50.97	(11)								3.04

**PERFORMANCE ANALYSIS BY RANK**

Number of Competitors: 30, Number of NSAs: 15

Rank	Bib	Name Ski	NSA Code	Positions			Partials		Difference Time		
				Pos	Time	Rank	Pos	Time		Rank	
12	8	DUBOVSKA Martina Voelkl	CZE	Run 1:	Int1:	12.55	(10)	I1-I2:	15.26	(9)	0.29
					Int2:	27.81	(8)	I2-I3:	14.55	(29)	0.66
					Int3:	42.36	(13)	I3-Fin:	12.39	(14)	1.66
					Fin:	54.75	(9)				2.00
				Run 2:	Int1:	12.84	(4)	I1-I2:	16.51	(19)	0.17
					Int2:	29.35	(13)	I2-I3:	13.93	(24)	0.53
					Int3:	43.28	(15)	I3-Fin:	13.00	(16)	1.11
					Fin:	56.28	(15)				1.34
				Total:	Int1:	1:07.59	(8)				1.89
					Int2:	1:24.10	(8)				2.05
					Int3:	1:38.03	(13)				2.75
					Fin:	1:51.03	(12)				3.10
13	6	GISIN Michelle Rossignol	SUI	Run 1:	Int1:	12.61	(15)	I1-I2:	15.43	(15)	0.35
					Int2:	28.04	(14)	I2-I3:	14.09	(6)	0.89
					Int3:	42.13	(9)	I3-Fin:	12.30	(8)	1.43
					Fin:	54.43	(8)				1.68
				Run 2:	Int1:	13.28	(27)	I1-I2:	16.75	(27)	0.61
					Int2:	30.03	(27)	I2-I3:	13.70	(13)	1.21
					Int3:	43.73	(22)	I3-Fin:	12.90	(11)	1.56
					Fin:	56.63	(22)				1.69
				Total:	Int1:	1:07.71	(9)				2.01
					Int2:	1:24.46	(13)				2.41
					Int3:	1:38.16	(14)				2.88
					Fin:	1:51.06	(13)				3.13
14	41	SAEFVENBERG Charlotta Rossignol	SWE	Run 1:	Int1:	12.74	(24)	I1-I2:	15.76	(31)	0.48
					Int2:	28.50	(25)	I2-I3:	14.55	(29)	1.35
					Int3:	43.05	(27)	I3-Fin:	12.72	(32)	2.35
					Fin:	55.77	(28)				3.02
				Run 2:	Int1:	12.89	(7)	I1-I2:	16.13	(4)	0.22
					Int2:	29.02	(4)	I2-I3:	13.59	(7)	0.20
					Int3:	42.61	(8)	I3-Fin:	12.83	(5)	0.44
					Fin:	55.44	(4)				0.50
				Total:	Int1:	1:08.66	(25)				2.96
					Int2:	1:24.79	(23)				2.74
					Int3:	1:38.38	(19)				3.10
					Fin:	1:51.21	(14)				3.28
14	20	HECTOR Sara Head	SWE	Run 1:	Int1:	12.51	(8)	I1-I2:	15.70	(26)	0.25
					Int2:	28.21	(18)	I2-I3:	14.21	(12)	1.06
					Int3:	42.42	(14)	I3-Fin:	12.35	(10)	1.72
					Fin:	54.77	(10)				2.02
				Run 2:	Int1:	13.20	(22)	I1-I2:	16.58	(20)	0.53
					Int2:	29.78	(22)	I2-I3:	13.81	(21)	0.96
					Int3:	43.59	(20)	I3-Fin:	12.85	(7)	1.42
					Fin:	56.44	(19)				1.50
				Total:	Int1:	1:07.97	(13)				2.27
					Int2:	1:24.55	(16)				2.50
					Int3:	1:38.36	(18)				3.08
					Fin:	1:51.21	(14)				3.28

**PERFORMANCE ANALYSIS BY RANK**

Number of Competitors: 30, Number of NSAs: 15

Rank	Bib	Name Ski	NSA Code	Positions Pos	Positions		Partials		Difference Time			
					Time	Rank	Pos	Time		Rank		
16	34	GUEST Charlie Fischer	GBR	Run 1:	Int1:	12.49	(7)	I1-I2:	15.74	(28)	0.23	
					Int2:	28.23	(19)	I2-I3:	14.86	(41)	1.08	
					Int3:	43.09	(28)	I3-Fin:	12.69	(31)	2.39	
					Fin:	55.78	(29)			3.03		
					Run 2:	Int1:	12.93	(9)	I1-I2:	16.02	(2)	0.26
						Int2:	28.95	(3)	I2-I3:	13.56	(6)	0.13
						Int3:	42.51	(5)	I3-Fin:	12.97	(15)	0.34
						Fin:	55.48	(5)			0.54	
					Total:	Int1:	1:08.71	(26)			3.01	
						Int2:	1:24.73	(21)			2.68	
						Int3:	1:38.29	(17)			3.01	
						Fin:	1:51.26	(16)			3.33	
16	27	NULLMEYER Ali Atomic	CAN	Run 1:	Int1:	12.86	(29)	I1-I2:	15.15	(5)	0.60	
					Int2:	28.01	(11)	I2-I3:	14.44	(25)	0.86	
					Int3:	42.45	(15)	I3-Fin:	12.43	(17)	1.75	
					Fin:	54.88	(14)			2.13		
					Run 2:	Int1:	12.87	(5)	I1-I2:	16.50	(18)	0.20
						Int2:	29.37	(15)	I2-I3:	13.92	(23)	0.55
						Int3:	43.29	(16)	I3-Fin:	13.09	(21)	1.12
						Fin:	56.38	(18)			1.44	
					Total:	Int1:	1:07.75	(10)			2.05	
						Int2:	1:24.25	(11)			2.20	
						Int3:	1:38.17	(15)			2.89	
						Fin:	1:51.26	(16)			3.33	
18	18	RAST Camille Head	SUI	Run 1:	Int1:	12.79	(26)	I1-I2:	15.68	(25)	0.53	
					Int2:	28.47	(24)	I2-I3:	14.41	(23)	1.32	
					Int3:	42.88	(24)	I3-Fin:	12.52	(21)	2.18	
					Fin:	55.40	(24)			2.65		
					Run 2:	Int1:	13.02	(13)	I1-I2:	16.28	(11)	0.35
						Int2:	29.30	(11)	I2-I3:	13.73	(15)	0.48
						Int3:	43.03	(10)	I3-Fin:	12.85	(7)	0.86
						Fin:	55.88	(9)			0.94	
					Total:	Int1:	1:08.42	(22)			2.72	
						Int2:	1:24.70	(20)			2.65	
						Int3:	1:38.43	(21)			3.15	
						Fin:	1:51.28	(18)			3.35	
19	17	SLOKAR Andreja Nordica	SLO	Run 1:	Int1:	12.70	(21)	I1-I2:	15.39	(14)	0.44	
					Int2:	28.09	(15)	I2-I3:	14.26	(14)	0.94	
					Int3:	42.35	(12)	I3-Fin:	12.42	(15)	1.65	
					Fin:	54.77	(10)			2.02		
					Run 2:	Int1:	13.12	(19)	I1-I2:	16.60	(21)	0.45
						Int2:	29.72	(20)	I2-I3:	13.75	(16)	0.90
						Int3:	43.47	(19)	I3-Fin:	13.07	(19)	1.30
						Fin:	56.54	(20)			1.60	
					Total:	Int1:	1:07.89	(12)			2.19	
						Int2:	1:24.49	(14)			2.44	
						Int3:	1:38.24	(16)			2.96	
						Fin:	1:51.31	(19)			3.38	

**PERFORMANCE ANALYSIS BY RANK**

Number of Competitors: 30, Number of NSAs: 15

Rank	Bib	Name Ski	NSA Code	Positions Pos	Positions		Partials		Difference Time			
					Time	Rank	Pos	Time		Rank		
20	33	SPORER Marie-Therese Atomic	AUT	Run 1:	Int1:	12.91	(31)	I1-I2:	15.71	(27)	0.65	
					Int2:	28.62	(30)	I2-I3:	14.19	(11)	1.47	
					Int3:	42.81	(23)	I3-Fin:	12.67	(30)	2.11	
					Fin:	55.48	(25)				2.73	
					Run 2:	Int1:	13.11	(18)	I1-I2:	16.00	(1)	0.44
						Int2:	29.11	(6)	I2-I3:	13.32	(3)	0.29
						Int3:	42.43	(4)	I3-Fin:	13.49	(28)	0.26
						Fin:	55.92	(12)				0.98
					Total:	Int1:	1:08.59	(23)				2.89
						Int2:	1:24.59	(17)				2.54
						Int3:	1:37.91	(11)				2.63
						Fin:	1:51.40	(20)				3.47
21	32	FILSER Andrea Voelkl	GER	Run 1:	Int1:	13.10	(40)	I1-I2:	15.50	(17)	0.84	
					Int2:	28.60	(29)	I2-I3:	14.57	(33)	1.45	
					Int3:	43.17	(29)	I3-Fin:	12.72	(32)	2.47	
					Fin:	55.89	(30)				3.14	
					Run 2:	Int1:	12.99	(12)	I1-I2:	16.18	(6)	0.32
						Int2:	29.17	(8)	I2-I3:	13.36	(5)	0.35
						Int3:	42.53	(6)	I3-Fin:	13.02	(17)	0.36
						Fin:	55.55	(6)				0.61
					Total:	Int1:	1:08.88	(29)				3.18
						Int2:	1:25.06	(26)				3.01
						Int3:	1:38.42	(20)				3.14
						Fin:	1:51.44	(21)				3.51
22	28	O BRIEN Nina Rossignol	USA	Run 1:	Int1:	12.57	(12)	I1-I2:	15.56	(22)	0.31	
					Int2:	28.13	(16)	I2-I3:	14.55	(29)	0.98	
					Int3:	42.68	(21)	I3-Fin:	12.62	(25)	1.98	
					Fin:	55.30	(21)				2.55	
					Run 2:	Int1:	13.46	(28)	I1-I2:	16.42	(15)	0.79
						Int2:	29.88	(26)	I2-I3:	13.77	(17)	1.06
						Int3:	43.65	(21)	I3-Fin:	12.89	(10)	1.48
						Fin:	56.54	(20)				1.60
					Total:	Int1:	1:08.76	(27)				3.06
						Int2:	1:25.18	(28)				3.13
						Int3:	1:38.95	(27)				3.67
						Fin:	1:51.84	(22)				3.91
23	21	NOENS Nastasia Salomon	FRA	Run 1:	Int1:	12.55	(10)	I1-I2:	15.44	(16)	0.29	
					Int2:	27.99	(10)	I2-I3:	14.48	(28)	0.84	
					Int3:	42.47	(16)	I3-Fin:	12.34	(9)	1.77	
					Fin:	54.81	(12)				2.06	
					Run 2:	Int1:	13.25	(25)	I1-I2:	16.61	(22)	0.58
						Int2:	29.86	(25)	I2-I3:	13.98	(26)	1.04
						Int3:	43.84	(25)	I3-Fin:	13.25	(23)	1.67
						Fin:	57.09	(25)				2.15
					Total:	Int1:	1:08.06	(15)				2.36
						Int2:	1:24.67	(19)				2.62
						Int3:	1:38.65	(22)				3.37
						Fin:	1:51.90	(23)				3.97

**PERFORMANCE ANALYSIS BY RANK**

Number of Competitors: 30, Number of NSAs: 15

Rank	Bib	Name Ski	NSA Code	Pos	Positions		Partials		Difference Time			
					Time	Rank	Pos	Time		Rank		
24	9	MIELZYNSKI Erin Atomic	CAN	Run 1:	Int1:	12.66	(16)	I1-I2:	15.53	(18)	0.40	
					Int2:	28.19	(17)	I2-I3:	14.42	(24)	1.04	
					Int3:	42.61	(19)	I3-Fin:	12.48	(20)	1.91	
					Fin:	55.09	(19)				2.34	
					Run 2:	Int1:	13.12	(19)	I1-I2:	16.69	(26)	0.45
						Int2:	29.81	(23)	I2-I3:	13.95	(25)	0.99
						Int3:	43.76	(23)	I3-Fin:	13.12	(22)	1.59
						Fin:	56.88	(23)				1.94
					Total:	Int1:	1:08.21	(20)				2.51
						Int2:	1:24.90	(25)				2.85
						Int3:	1:38.85	(24)				3.57
						Fin:	1:51.97	(24)				4.04
					25	10	BUCIK Ana Salomon	SLO	Run 1:	Int1:	12.43	(5)
Int2:	28.26	(22)	I2-I3:	14.34						(18)	1.11	
Int3:	42.60	(18)	I3-Fin:	12.37						(12)	1.90	
Fin:	54.97	(17)									2.22	
Run 2:	Int1:	13.06	(16)	I1-I2:						16.77	(28)	0.39
	Int2:	29.83	(24)	I2-I3:						14.10	(28)	1.01
	Int3:	43.93	(26)	I3-Fin:						13.08	(20)	1.76
	Fin:	57.01	(24)									2.07
Total:	Int1:	1:08.03	(14)									2.33
	Int2:	1:24.80	(24)									2.75
	Int3:	1:38.90	(25)									3.62
	Fin:	1:51.98	(25)									4.05
26	1	MAIR Chiara Atomic	AUT	Run 1:						Int1:	12.67	(17)
					Int2:	28.01	(11)	I2-I3:	14.25	(13)	0.86	
					Int3:	42.26	(10)	I3-Fin:	12.63	(27)	1.56	
					Fin:	54.89	(15)				2.14	
					Run 2:	Int1:	13.24	(24)	I1-I2:	16.48	(17)	0.57
						Int2:	29.72	(20)	I2-I3:	14.05	(27)	0.90
						Int3:	43.77	(24)	I3-Fin:	13.34	(27)	1.60
						Fin:	57.11	(26)				2.17
					Total:	Int1:	1:08.13	(17)				2.43
						Int2:	1:24.61	(18)				2.56
						Int3:	1:38.66	(23)				3.38
						Fin:	1:52.00	(26)				4.07
					27	19	WIKSTROEM Emelie Voelkl	SWE	Run 1:	Int1:	12.68	(18)
Int2:	28.01	(11)	I2-I3:	14.31						(15)	0.86	
Int3:	42.32	(11)	I3-Fin:	12.58						(22)	1.62	
Fin:	54.90	(16)									2.15	
Run 2:	Int1:	13.26	(26)	I1-I2:						16.94	(29)	0.59
	Int2:	30.20	(29)	I2-I3:						13.80	(20)	1.38
	Int3:	44.00	(28)	I3-Fin:						13.25	(23)	1.83
	Fin:	57.25	(27)									2.31
Total:	Int1:	1:08.16	(19)									2.46
	Int2:	1:25.10	(27)									3.05
	Int3:	1:38.90	(25)									3.62
	Fin:	1:52.15	(27)									4.22

Number of Competitors: 30, Number of NSAs: 15

Rank	Bib	Name Ski	NSA Code	Pos	Positions		Partials		Difference Time			
					Time	Rank	Pos	Time		Rank		
28	25	ANDO Asa Atomic	JPN	Run 1:	Int1:	13.03	(37)	I1-I2:	15.54	(19)	0.77	
					Int2:	28.57	(27)	I2-I3:	14.36	(19)	1.42	
					Int3:	42.93	(26)	I3-Fin:	12.38	(13)	2.23	
					Fin:	55.31	(22)				2.56	
					Run 2:	Int1:	13.50	(29)	I1-I2:	16.61	(22)	0.83
						Int2:	30.11	(28)	I2-I3:	13.84	(22)	1.29
						Int3:	43.95	(27)	I3-Fin:	13.50	(29)	1.78
						Fin:	57.45	(28)				2.51
					Total:	Int1:	1:08.81	(28)				3.11
						Int2:	1:25.42	(29)				3.37
						Int3:	1:39.26	(28)				3.98
						Fin:	1:52.76	(28)				4.83
					29	29	POPOVIC Leona Fischer	CRO	Run 1:	Int1:	12.99	(35)
Int2:	28.56	(26)	I2-I3:	14.36						(19)	1.41	
Int3:	42.92	(25)	I3-Fin:	12.65						(29)	2.22	
Fin:	55.57	(26)									2.82	
Run 2:	Int1:	13.03	(15)	I1-I2:						16.18	(6)	0.36
	Int2:	29.21	(9)	I2-I3:						19.29	(29)	0.39
	Int3:	48.50	(29)	I3-Fin:						13.30	(26)	6.33
	Fin:	1:01.80	(29)									6.86
Total:	Int1:	1:08.60	(24)									2.90
	Int2:	1:24.78	(22)									2.73
	Int3:	1:44.07	(29)									8.79
	Fin:	1:57.37	(29)									9.44

Intermediate Time Positions :      Int. 1 = Inter1                                      Int. 2 = Inter2                                      Int. 3 = Inter3

Legend:					
Fin	Finish	In	Intermediate n	Int	Intermediate
Pos.	Intermediate or speed position				





# AUDI FIS SKI WORLD CUP 2020/21



## Åre (SWE)



8th Women's Slalom

SAT 13 MAR 2021

### PERFORMANCE ANALYSIS BY BIB

Start Time 13:45

Number of Competitors: 30, Number of NSAs: 15

Bib	Name Ski	NSA Code	Pos	Positions			Partials		Difference Time	
				Time	Rank	Pos	Time	Rank		
1	MAIR Chiara Atomic	AUT	Run 1:	Int1:	12.67	(19)	I1-I2:	15.34	(13)	0.41
				Int2:	28.01	(12)	I2-I3:	14.25	(13)	0.86
				Int3:	42.26	(10)	I3-Fin:	12.63	(27)	1.56
				Fin:	54.89	(15)				2.14
			Run 2:	Int1:	13.24	(24)	I1-I2:	16.48	(17)	0.57
				Int2:	29.72	(20)	I2-I3:	14.05	(27)	0.90
				Int3:	43.77	(24)	I3-Fin:	13.34	(27)	1.60
				Fin:	57.11	(26)				2.17
			Total:	Int1:	1:08.13	(17)				2.43
				Int2:	1:24.61	(18)				2.56
				Int3:	1:38.66	(23)				3.38
				Fin:	1:52.00	(26)				4.07
			2	SHIFFRIN Mikaela Atomic	USA	Run 1:	Int1:	12.26	(1)	I1-I2:
Int2:	27.22	(2)					I2-I3:	13.48	(1)	0.07
Int3:	40.70	(1)					I3-Fin:	12.05	(2)	0.00
Fin:	52.75	(1)								0.00
Run 2:	Int1:	12.95				(10)	I1-I2:	16.64	(24)	0.28
	Int2:	29.59				(17)	I2-I3:	13.64	(9)	0.77
	Int3:	43.23				(14)	I3-Fin:	12.67	(2)	1.06
	Fin:	55.90				(10)				0.96
Total:	Int1:	1:05.70				(1)				0.00
	Int2:	1:22.34				(2)				0.29
	Int3:	1:35.98				(2)				0.70
	Fin:	1:48.65				(2)				0.72
3	DUERR Lena Head	GER				Run 1:	Int1:	12.32	(3)	I1-I2:
			Int2:	27.30	(3)		I2-I3:	13.92	(4)	0.15
			Int3:	41.22	(3)		I3-Fin:	12.21	(4)	0.52
			Fin:	53.43	(3)					0.68
			Run 2:	Int1:	12.96	(11)	I1-I2:	16.66	(25)	0.29
				Int2:	29.62	(18)	I2-I3:	13.71	(14)	0.80
				Int3:	43.33	(17)	I3-Fin:	12.95	(14)	1.16
				Fin:	56.28	(15)				1.34
			Total:	Int1:	1:06.39	(3)				0.69
				Int2:	1:23.05	(3)				1.00
				Int3:	1:36.76	(4)				1.48
				Fin:	1:49.71	(4)				1.78



Number of Competitors: 30, Number of NSAs: 15

Bib	Name Ski	NSA Code	Pos	Positions			Partials		Difference Time	
				Time	Rank	Pos	Time	Rank		
4	VLHOVA Petra Rossignol	SVK	Run 1:	Int1:	14.23	(49)	I1-I2:	15.09	(4)	1.97
				Int2:	29.32	(47)	I2-I3:	14.11	(7)	2.17
				Int3:	43.43	(35)	I3-Fin:	12.27	(5)	2.73
				Fin:	55.70	(27)				2.95
			Run 2:	Int1:	12.67	(1)	I1-I2:	16.15	(5)	0.00
				Int2:	28.82	(1)	I2-I3:	13.35	(4)	0.00
				Int3:	42.17	(1)	I3-Fin:	12.77	(3)	0.00
				Fin:	54.94	(1)				0.00
			Total:	Int1:	1:08.37	(21)				2.67
				Int2:	1:24.52	(15)				2.47
				Int3:	1:37.87	(9)				2.59
				Fin:	1:50.64	(8)				2.71
5	HOLDENER Wendy Head	SUI	Run 1:	Int1:	12.31	(2)	I1-I2:	15.17	(6)	0.05
				Int2:	27.48	(4)	I2-I3:	14.08	(5)	0.33
				Int3:	41.56	(4)	I3-Fin:	12.11	(3)	0.86
				Fin:	53.67	(4)				0.92
			Run 2:	Int1:	13.10	(17)	I1-I2:	16.32	(13)	0.43
				Int2:	29.42	(16)	I2-I3:	13.65	(10)	0.60
				Int3:	43.07	(12)	I3-Fin:	12.84	(6)	0.90
				Fin:	55.91	(11)				0.97
			Total:	Int1:	1:06.77	(4)				1.07
				Int2:	1:23.09	(4)				1.04
				Int3:	1:36.74	(3)				1.46
				Fin:	1:49.58	(3)				1.65
6	GISIN Michelle Rossignol	SUI	Run 1:	Int1:	12.61	(17)	I1-I2:	15.43	(16)	0.35
				Int2:	28.04	(15)	I2-I3:	14.09	(6)	0.89
				Int3:	42.13	(9)	I3-Fin:	12.30	(8)	1.43
				Fin:	54.43	(8)				1.68
			Run 2:	Int1:	13.28	(27)	I1-I2:	16.75	(27)	0.61
				Int2:	30.03	(27)	I2-I3:	13.70	(13)	1.21
				Int3:	43.73	(22)	I3-Fin:	12.90	(11)	1.56
				Fin:	56.63	(22)				1.69
			Total:	Int1:	1:07.71	(9)				2.01
				Int2:	1:24.46	(13)				2.41
				Int3:	1:38.16	(14)				2.88
				Fin:	1:51.06	(13)				3.13
7	LIENSBERGER Katharina Rossignol	AUT	Run 1:	Int1:	12.42	(4)	I1-I2:	14.73	(1)	0.16
				Int2:	27.15	(1)	I2-I3:	13.80	(2)	0.00
				Int3:	40.95	(2)	I3-Fin:	11.99	(1)	0.25
				Fin:	52.94	(2)				0.19
			Run 2:	Int1:	12.87	(5)	I1-I2:	16.24	(9)	0.20
				Int2:	29.11	(6)	I2-I3:	13.23	(1)	0.29
				Int3:	42.34	(3)	I3-Fin:	12.65	(1)	0.17
				Fin:	54.99	(2)				0.05
			Total:	Int1:	1:05.81	(2)				0.11
				Int2:	1:22.05	(1)				0.00
				Int3:	1:35.28	(1)				0.00
				Fin:	1:47.93	(1)				0.00

Number of Competitors: 30, Number of NSAs: 15

Bib	Name Ski	NSA Code	Positions				Partials		Difference Time		
			Pos	Time	Rank	Pos	Time	Rank			
8	DUBOVSKA Martina Voelkl	CZE	Run 1:	Int1:	12.55	(11)	I1-I2:	15.26	(10)	0.29	
				Int2:	27.81	(9)		I2-I3:	14.55	(29)	0.66
				Int3:	42.36	(13)		I3-Fin:	12.39	(14)	1.66
				Fin:	54.75	(9)					2.00
			Run 2:	Int1:	12.84	(4)	I1-I2:	16.51	(19)	0.17	
				Int2:	29.35	(13)		I2-I3:	13.93	(24)	0.53
				Int3:	43.28	(15)		I3-Fin:	13.00	(16)	1.11
				Fin:	56.28	(15)					1.34
			Total:	Int1:	1:07.59	(8)				1.89	
				Int2:	1:24.10	(8)				2.05	
				Int3:	1:38.03	(13)				2.75	
				Fin:	1:51.03	(12)				3.10	
			9	MIELZYNSKI Erin Atomic	CAN	Run 1:	Int1:	12.66	(18)	I1-I2:	15.53
Int2:	28.19	(18)					I2-I3:	14.42	(24)		1.04
Int3:	42.61	(19)					I3-Fin:	12.48	(20)		1.91
Fin:	55.09	(19)									2.34
Run 2:	Int1:	13.12				(19)	I1-I2:	16.69	(26)	0.45	
	Int2:	29.81				(23)		I2-I3:	13.95	(25)	0.99
	Int3:	43.76				(23)		I3-Fin:	13.12	(22)	1.59
	Fin:	56.88				(23)					1.94
Total:	Int1:	1:08.21				(20)				2.51	
	Int2:	1:24.90				(25)				2.85	
	Int3:	1:38.85				(24)				3.57	
	Fin:	1:51.97				(24)				4.04	
10	BUCIK Ana Salomon	SLO				Run 1:	Int1:	12.43	(5)	I1-I2:	15.83
			Int2:	28.26	(23)		I2-I3:	14.34	(18)		1.11
			Int3:	42.60	(18)		I3-Fin:	12.37	(12)		1.90
			Fin:	54.97	(17)						2.22
			Run 2:	Int1:	13.06	(16)	I1-I2:	16.77	(28)	0.39	
				Int2:	29.83	(24)		I2-I3:	14.10	(28)	1.01
				Int3:	43.93	(26)		I3-Fin:	13.08	(20)	1.76
				Fin:	57.01	(24)					2.07
			Total:	Int1:	1:08.03	(14)				2.33	
				Int2:	1:24.80	(24)				2.75	
				Int3:	1:38.90	(25)				3.62	
				Fin:	1:51.98	(25)				4.05	
			11	GRITSCH Franziska Head	AUT	Run 1:	Int1:	12.48	(6)	I1-I2:	15.21
Int2:	27.69	(6)					I2-I3:	14.17	(8)		0.54
Int3:	41.86	(6)					I3-Fin:	13.42	(44)		1.16
Fin:	55.28	(20)									2.53
Run 2:	Int1:	12.83				(2)	I1-I2:	16.24	(9)	0.16	
	Int2:	29.07				(5)		I2-I3:	13.24	(2)	0.25
	Int3:	42.31				(2)		I3-Fin:	13.26	(25)	0.14
	Fin:	55.57				(7)					0.63
Total:	Int1:	1:08.11				(16)				2.41	
	Int2:	1:24.35				(12)				2.30	
	Int3:	1:37.59				(7)				2.31	
	Fin:	1:50.85				(10)				2.92	

Number of Competitors: 30, Number of NSAs: 15

Bib	Name Ski	NSA Code	Positions				Partials		Difference Time					
			Pos	Time	Rank	Pos	Time	Rank						
12	ST-GERMAIN Laurence Rossignol	CAN	Run 1:	Int1:	12.71	(24)	I1-I2:	15.54	(20)	0.45				
				Int2:	28.25	(21)					I2-I3:	14.31	(15)	1.10
				Int3:	42.56	(17)					I3-Fin:	12.29	(6)	1.86
				Fin:	54.85	(13)								2.10
			Run 2:	Int1:	12.92	(8)	I1-I2:	16.36	(14)	0.25				
				Int2:	29.28	(10)					I2-I3:	13.79	(19)	0.46
				Int3:	43.07	(12)					I3-Fin:	13.05	(18)	0.90
				Fin:	56.12	(14)								1.18
			Total:	Int1:	1:07.77	(11)	2.07							
				Int2:	1:24.13	(9)		2.08						
				Int3:	1:37.92	(12)		2.64						
				Fin:	1:50.97	(11)		3.04						
13	CURTONI Irene Rossignol	ITA	Run 1:	Int1:	12.68	(20)	I1-I2:	15.62	(25)	0.42				
				Int2:	28.30	(24)					I2-I3:	14.32	(17)	1.15
				Int3:	42.62	(20)					I3-Fin:	12.42	(15)	1.92
				Fin:	55.04	(18)								2.29
			Run 2:	Int1:	13.54	(30)	I1-I2:			0.87				
				Int2:							I2-I3:			
				Int3:							I3-Fin:			
				Fin:	DNF									
			Total:	Int1:	1:08.58	(23)	2.88							
				Int2:										
				Int3:										
				Fin:										
14	LYSDAHL Kristin Rossignol	NOR	Run 1:	Int1:	12.52	(10)	I1-I2:	15.26	(10)	0.26				
				Int2:	27.78	(7)					I2-I3:	14.18	(10)	0.63
				Int3:	41.96	(7)					I3-Fin:	12.29	(6)	1.26
				Fin:	54.25	(6)								1.50
			Run 2:	Int1:	13.16	(21)	I1-I2:	16.19	(8)	0.49				
				Int2:	29.35	(13)					I2-I3:	13.68	(11)	0.53
				Int3:	43.03	(10)					I3-Fin:	12.92	(13)	0.86
				Fin:	55.95	(13)								1.01
			Total:	Int1:	1:07.41	(6)	1.71							
				Int2:	1:23.60	(6)		1.55						
				Int3:	1:37.28	(6)		2.00						
				Fin:	1:50.20	(6)		2.27						
15	MOLTZAN Paula Rossignol	USA	Run 1:	Int1:	12.58	(14)	I1-I2:	15.36	(14)	0.32				
				Int2:	27.94	(10)					I2-I3:	13.80	(2)	0.79
				Int3:	41.74	(5)					I3-Fin:	12.47	(19)	1.04
				Fin:	54.21	(5)								1.46
			Run 2:	Int1:	13.02	(13)	I1-I2:	16.31	(12)	0.35				
				Int2:	29.33	(12)					I2-I3:	13.60	(8)	0.51
				Int3:	42.93	(9)					I3-Fin:	12.79	(4)	0.76
				Fin:	55.72	(8)								0.78
			Total:	Int1:	1:07.23	(5)	1.53							
				Int2:	1:23.54	(5)		1.49						
				Int3:	1:37.14	(5)		1.86						
				Fin:	1:49.93	(5)		2.00						

Number of Competitors: 30, Number of NSAs: 15

Bib	Name Ski	NSA Code	Pos	Positions			Partials		Difference Time					
				Time	Rank	Pos	Time	Rank						
16	HUBER Katharina Fischer	AUT	Run 1:	Int1:	12.96	(37)	I1-I2:	15.97	(42)	0.70				
				Int2:	28.93	(40)					I2-I3:	14.76	(39)	1.78
				Int3:	43.69	(41)					I3-Fin:	12.74	(34)	2.99
				Fin:	56.43	(39)								
				Total:	DNQ									
			Run 2:	Int1:	12.70	(23)	I1-I2:	15.39	(15)	0.44				
				Int2:	28.09	(16)					I2-I3:	14.26	(14)	0.94
				Int3:	42.35	(12)					I3-Fin:	12.42	(15)	1.65
				Fin:	54.77	(10)								
				Total:	Int1:	13.12					(19)	I1-I2:	16.60	(21)
Int2:	29.72	(20)	I2-I3:	13.75	(16)	0.90								
Int3:	43.47	(19)	I3-Fin:	13.07	(19)	1.30								
Fin:	56.54	(20)					1.60							
Total:	Int1:	1:07.89	(12)			2.19								
Int2:	1:24.49	(14)			2.44									
Int3:	1:38.24	(16)			2.96									
Fin:	1:51.31	(19)			3.38									
17	SLOKAR Andreja Nordica	SLO	Run 1:	Int1:	12.79	(28)	I1-I2:	15.68	(27)	0.53				
				Int2:	28.47	(25)					I2-I3:	14.41	(23)	1.32
				Int3:	42.88	(24)					I3-Fin:	12.52	(21)	2.18
				Fin:	55.40	(24)								
				Total:										
			Run 2:	Int1:	13.02	(13)	I1-I2:	16.28	(11)	0.35				
				Int2:	29.30	(11)					I2-I3:	13.73	(15)	0.48
				Int3:	43.03	(10)					I3-Fin:	12.85	(7)	0.86
				Fin:	55.88	(9)								
				Total:	Int1:	1:08.42					(22)			2.72
Int2:	1:24.70	(20)			2.65									
Int3:	1:38.43	(21)			3.15									
Fin:	1:51.28	(18)			3.35									
18	RAST Camille Head	SUI	Run 1:	Int1:	12.68	(20)	I1-I2:	15.33	(12)	0.42				
				Int2:	28.01	(12)					I2-I3:	14.31	(15)	0.86
				Int3:	42.32	(11)					I3-Fin:	12.58	(22)	1.62
				Fin:	54.90	(16)								
				Total:										
			Run 2:	Int1:	13.26	(26)	I1-I2:	16.94	(29)	0.59				
				Int2:	30.20	(29)					I2-I3:	13.80	(20)	1.38
				Int3:	44.00	(28)					I3-Fin:	13.25	(23)	1.83
				Fin:	57.25	(27)								
				Total:	Int1:	1:08.16					(19)			2.46
Int2:	1:25.10	(27)			3.05									
Int3:	1:38.90	(25)			3.62									
Fin:	1:52.15	(27)			4.22									
19	WIKSTROEM Emelie Voelkl	SWE	Run 1:	Int1:	12.68	(20)	I1-I2:	15.33	(12)	0.42				
				Int2:	28.01	(12)					I2-I3:	14.31	(15)	0.86
				Int3:	42.32	(11)					I3-Fin:	12.58	(22)	1.62
				Fin:	54.90	(16)								
				Total:										
			Run 2:	Int1:	13.26	(26)	I1-I2:	16.94	(29)	0.59				
				Int2:	30.20	(29)					I2-I3:	13.80	(20)	1.38
				Int3:	44.00	(28)					I3-Fin:	13.25	(23)	1.83
				Fin:	57.25	(27)								
				Total:	Int1:	1:08.16					(19)			2.46
Int2:	1:25.10	(27)			3.05									
Int3:	1:38.90	(25)			3.62									
Fin:	1:52.15	(27)			4.22									

Number of Competitors: 30, Number of NSAs: 15

Bib	Name Ski	NSA Code	Pos	Positions			Partials		Difference Time	
				Time	Rank	Pos	Time	Rank		
20	HECTOR Sara Head	SWE	Run 1:	Int1:	12.51	(9)	I1-I2:	15.70	(28)	0.25
				Int2:	28.21	(19)	I2-I3:	14.21	(12)	1.06
				Int3:	42.42	(14)	I3-Fin:	12.35	(10)	1.72
				Fin:	54.77	(10)				2.02
			Run 2:	Int1:	13.20	(22)	I1-I2:	16.58	(20)	0.53
				Int2:	29.78	(22)	I2-I3:	13.81	(21)	0.96
				Int3:	43.59	(20)	I3-Fin:	12.85	(7)	1.42
				Fin:	56.44	(19)				1.50
			Total:	Int1:	1:07.97	(13)				2.27
				Int2:	1:24.55	(16)				2.50
				Int3:	1:38.36	(18)				3.08
				Fin:	1:51.21	(14)				3.28
			21	NOENS Nastasia Salomon	FRA	Run 1:	Int1:	12.55	(11)	I1-I2:
Int2:	27.99	(11)					I2-I3:	14.48	(28)	0.84
Int3:	42.47	(16)					I3-Fin:	12.34	(9)	1.77
Fin:	54.81	(12)								2.06
Run 2:	Int1:	13.25				(25)	I1-I2:	16.61	(22)	0.58
	Int2:	29.86				(25)	I2-I3:	13.98	(26)	1.04
	Int3:	43.84				(25)	I3-Fin:	13.25	(23)	1.67
	Fin:	57.09				(25)				2.15
Total:	Int1:	1:08.06				(15)				2.36
	Int2:	1:24.67				(19)				2.62
	Int3:	1:38.65				(22)				3.37
	Fin:	1:51.90				(23)				3.97
22	RIIS-JOHANNESSEN Kristina Rossignol	NOR				Run 1:	Int1:	12.59	(15)	I1-I2:
			Int2:	27.79	(8)		I2-I3:	14.17	(8)	0.64
			Int3:	41.96	(7)		I3-Fin:	12.35	(10)	1.26
			Fin:	54.31	(7)					1.56
			Run 2:	Int1:	13.21	(23)	I1-I2:	16.42	(15)	0.54
				Int2:	29.63	(19)	I2-I3:	13.77	(17)	0.81
				Int3:	43.40	(18)	I3-Fin:	12.91	(12)	1.23
				Fin:	56.31	(17)				1.37
			Total:	Int1:	1:07.52	(7)				1.82
				Int2:	1:23.94	(7)				1.89
				Int3:	1:37.71	(8)				2.43
				Fin:	1:50.62	(7)				2.69
			23	GALLHUBER Katharina Atomic	AUT	Run 1:	Int1:	12.71	(24)	I1-I2:
Int2:	28.25	(21)					I2-I3:	14.47	(27)	1.10
Int3:	42.72	(22)					I3-Fin:	12.59	(23)	2.02
Fin:	55.31	(22)								2.56
Run 2:	Int1:	12.83				(2)	I1-I2:	16.04	(3)	0.16
	Int2:	28.87				(2)	I2-I3:	13.69	(12)	0.05
	Int3:	42.56				(7)	I3-Fin:	12.87	(9)	0.39
	Fin:	55.43				(3)				0.49
Total:	Int1:	1:08.14				(18)				2.44
	Int2:	1:24.18				(10)				2.13
	Int3:	1:37.87				(9)				2.59
	Fin:	1:50.74				(9)				2.81



Number of Competitors: 30, Number of NSAs: 15

Bib	Name Ski	NSA Code	Positions Pos	Time		Positions Pos	Partials Time Rank		Difference Time	
				Time	Rank		Time	Rank		
24	<b>STJERNESUND</b> Thea Louise Rossignol	NOR	Run 1:	Int1:	12.50	(8)	I1-I2:	15.18	(7)	0.24
			Int2:	27.68	(5)	I2-I3:			0.53	
			Int3:			I3-Fin:				
			Fin:							
			Total:							
25	<b>ANDO</b> Asa Atomic	JPN	Run 1:	Int1:	13.03	(41)	I1-I2:	15.54	(20)	0.77
			Int2:	28.57	(29)	I2-I3:	14.36	(19)	1.42	
			Int3:	42.93	(26)	I3-Fin:	12.38	(13)	2.23	
			Fin:	55.31	(22)				2.56	
			Run 2:	Int1:	13.50	(29)	I1-I2:	16.61	(22)	0.83
			Int2:	30.11	(28)	I2-I3:	13.84	(22)	1.29	
			Int3:	43.95	(27)	I3-Fin:	13.50	(29)	1.78	
			Fin:	57.45	(28)				2.51	
			Total:	Int1:	1:08.81	(29)				3.11
			Int2:	1:25.42	(29)					3.37
			Int3:	1:39.26	(28)					3.98
			Fin:	1:52.76	(28)					4.83
26	<b>PETERLINI</b> Martina Rossignol	ITA	Run 1:	Int1:	13.04	(42)	I1-I2:	16.03	(44)	0.78
			Int2:	29.07	(44)	I2-I3:	14.44	(25)	1.92	
			Int3:	43.51	(36)	I3-Fin:	12.62	(25)	2.81	
			Fin:	56.13	(34)				3.38	
			Total:							
27	<b>NULLMEYER</b> Ali Atomic	CAN	Run 1:	Int1:	12.86	(31)	I1-I2:	15.15	(5)	0.60
			Int2:	28.01	(12)	I2-I3:	14.44	(25)	0.86	
			Int3:	42.45	(15)	I3-Fin:	12.43	(17)	1.75	
			Fin:	54.88	(14)				2.13	
			Run 2:	Int1:	12.87	(5)	I1-I2:	16.50	(18)	0.20
			Int2:	29.37	(15)	I2-I3:	13.92	(23)	0.55	
			Int3:	43.29	(16)	I3-Fin:	13.09	(21)	1.12	
			Fin:	56.38	(18)				1.44	
			Total:	Int1:	1:07.75	(10)				2.05
			Int2:	1:24.25	(11)					2.20
			Int3:	1:38.17	(15)					2.89
			Fin:	1:51.26	(16)					3.33
28	<b>O BRIEN</b> Nina Rossignol	USA	Run 1:	Int1:	12.57	(13)	I1-I2:	15.56	(23)	0.31
			Int2:	28.13	(17)	I2-I3:	14.55	(29)	0.98	
			Int3:	42.68	(21)	I3-Fin:	12.62	(25)	1.98	
			Fin:	55.30	(21)				2.55	
			Run 2:	Int1:	13.46	(28)	I1-I2:	16.42	(15)	0.79
			Int2:	29.88	(26)	I2-I3:	13.77	(17)	1.06	
			Int3:	43.65	(21)	I3-Fin:	12.89	(10)	1.48	
			Fin:	56.54	(20)				1.60	
			Total:	Int1:	1:08.76	(28)				3.06
			Int2:	1:25.18	(28)					3.13
			Int3:	1:38.95	(27)					3.67
			Fin:	1:51.84	(22)					3.91

Number of Competitors: 30, Number of NSAs: 15

Bib	Name Ski	NSA Code	Run	Positions			Partials		Difference Time	
				Pos	Time	Rank	Pos	Time		Rank
29	POPOVIC Leona Fischer	CRO	Run 1:	Int1:	12.99	(39)	I1-I2:	15.57	(24)	0.73
				Int2:	28.56	(28)	I2-I3:	14.36	(19)	1.41
				Int3:	42.92	(25)	I3-Fin:	12.65	(29)	2.22
				Fin:	55.57	(26)				2.82
			Run 2:	Int1:	13.03	(15)	I1-I2:	16.18	(6)	0.36
				Int2:	29.21	(9)	I2-I3:	19.29	(29)	0.39
				Int3:	48.50	(29)	I3-Fin:	13.30	(26)	6.33
				Fin:	1:01.80	(29)				6.86
			Total:	Int1:	1:08.60	(25)				2.90
				Int2:	1:24.78	(22)				2.73
				Int3:	1:44.07	(29)				8.79
				Fin:	1:57.37	(29)				9.44
			30	FERMBAECK Elsa Fischer	SWE	Run 1:	Int1:			I1-I2:
Int2:							I2-I3:			
Int3:							I3-Fin:			
Fin:	DNF									
Total:									DNF	
31	HILZINGER Jessica Atomic	GER	Run 1:	Int1:	12.86	(31)	I1-I2:	15.72	(30)	0.60
				Int2:	28.58	(30)	I2-I3:	14.63	(35)	1.43
				Int3:	43.21	(31)	I3-Fin:			2.51
				Fin:	DNF					
			Total:						DNF	
32	FILSER Andrea Voelkl	GER	Run 1:	Int1:	13.10	(44)	I1-I2:	15.50	(18)	0.84
				Int2:	28.60	(32)	I2-I3:	14.57	(33)	1.45
				Int3:	43.17	(29)	I3-Fin:	12.72	(32)	2.47
				Fin:	55.89	(30)				3.14
			Run 2:	Int1:	12.99	(12)	I1-I2:	16.18	(6)	0.32
				Int2:	29.17	(8)	I2-I3:	13.36	(5)	0.35
				Int3:	42.53	(6)	I3-Fin:	13.02	(17)	0.36
				Fin:	55.55	(6)				0.61
			Total:	Int1:	1:08.88	(30)				3.18
				Int2:	1:25.06	(26)				3.01
				Int3:	1:38.42	(20)				3.14
				Fin:	1:51.44	(21)				3.51
			33	SPORER Marie-Therese Atomic	AUT	Run 1:	Int1:	12.91	(35)	I1-I2:
Int2:	28.62	(33)					I2-I3:	14.19	(11)	1.47
Int3:	42.81	(23)					I3-Fin:	12.67	(30)	2.11
Fin:	55.48	(25)								2.73
Run 2:	Int1:	13.11				(18)	I1-I2:	16.00	(1)	0.44
	Int2:	29.11				(6)	I2-I3:	13.32	(3)	0.29
	Int3:	42.43				(4)	I3-Fin:	13.49	(28)	0.26
	Fin:	55.92				(12)				0.98
Total:	Int1:	1:08.59				(24)				2.89
	Int2:	1:24.59				(17)				2.54
	Int3:	1:37.91				(11)				2.63
	Fin:	1:51.40				(20)				3.47

Number of Competitors: 30, Number of NSAs: 15

Bib	Name Ski	NSA Code	Positions			Partials		Difference Time		
			Pos	Time	Rank	Pos	Time		Rank	
34	<b>GUEST Charlie</b> Fischer	GBR	Run 1:	Int1:	12.49	(7)	I1-I2:	15.74	(31)	0.23
				Int2:	28.23	(20)	I2-I3:	14.86	(42)	1.08
				Int3:	43.09	(28)	I3-Fin:	12.69	(31)	2.39
				Fin:	55.78	(29)				3.03
			Run 2:	Int1:	12.93	(9)	I1-I2:	16.02	(2)	0.26
				Int2:	28.95	(3)	I2-I3:	13.56	(6)	0.13
				Int3:	42.51	(5)	I3-Fin:	12.97	(15)	0.34
				Fin:	55.48	(5)				0.54
			Total:	Int1:	1:08.71	(27)				3.01
				Int2:	1:24.73	(21)				2.68
Int3:	1:38.29	(17)					3.01			
Fin:	1:51.26	(16)					3.33			
35	<b>REMME Roni</b> Head	CAN	Run 1:	Int1:	13.01	(40)	I1-I2:	15.95	(41)	0.75
				Int2:	28.96	(41)	I2-I3:	14.38	(21)	1.81
				Int3:	43.34	(32)	I3-Fin:	12.78	(36)	2.64
				Fin:	56.12	(33)				3.37
			Total:		DNQ					
36	<b>HROVAT Meta</b> Salomon	SLO	Run 1:	Int1:	12.92	(36)	I1-I2:	15.98	(43)	0.66
				Int2:	28.90	(38)	I2-I3:	14.76	(39)	1.75
				Int3:	43.66	(40)	I3-Fin:	12.64	(28)	2.96
				Fin:	56.30	(37)				3.55
			Total:		DNQ					
37	<b>LAPANJA Lila</b> Stoeckli	USA	Run 1:	Int1:	12.89	(33)	I1-I2:	15.62	(25)	0.63
				Int2:	28.51	(27)	I2-I3:			1.36
				Int3:			I3-Fin:			
				Fin:	DNF					
			Total:		DNF					
38	<b>CAPOVA Gabriela</b>	CZE	Run 1:	Int1:	12.96	(37)	I1-I2:	15.74	(31)	0.70
				Int2:	28.70	(34)	I2-I3:	14.82	(41)	1.55
				Int3:	43.52	(37)	I3-Fin:	13.00	(43)	2.82
				Fin:	56.52	(41)				3.77
			Total:		DNQ					
39	<b>RASK Sara</b> Rossignol	SWE	Run 1:	Int1:	12.68	(20)	I1-I2:	16.22	(47)	0.42
				Int2:	28.90	(38)	I2-I3:	14.64	(36)	1.75
				Int3:	43.54	(38)	I3-Fin:	12.46	(18)	2.84
				Fin:	56.00	(31)				3.25
			Total:		DNQ					
40	<b>KOMSIC Andrea</b> Atomic	CRO	Run 1:	Int1:	13.13	(46)	I1-I2:	15.93	(38)	0.87
				Int2:	29.06	(43)	I2-I3:	14.66	(37)	1.91
				Int3:	43.72	(42)	I3-Fin:	12.80	(38)	3.02
				Fin:	56.52	(41)				3.77
			Total:		DNQ					

Number of Competitors: 30, Number of NSAs: 15

Bib	Name Ski	NSA Code	Positions				Partials		Difference Time					
			Pos	Time	Rank	Pos	Time	Rank						
41	SAEFVENBERG Charlotta Rossignol	SWE	Run 1:	Int1:	12.74	(26)	I1-I2:	15.76	(34)	0.48				
				Int2:	28.50	(26)					I2-I3:	14.55	(29)	1.35
				Int3:	43.05	(27)					I3-Fin:	12.72	(32)	2.35
				Fin:	55.77	(28)								3.02
			Run 2:	Int1:	12.89	(7)	I1-I2:	16.13	(4)	0.22				
				Int2:	29.02	(4)					I2-I3:	13.59	(7)	0.20
				Int3:	42.61	(8)					I3-Fin:	12.83	(5)	0.44
				Fin:	55.44	(4)								0.50
			Total:	Int1:	1:08.66	(26)				2.96				
				Int2:	1:24.79	(23)					2.74			
				Int3:	1:38.38	(19)					3.10			
				Fin:	1:51.21	(14)					3.28			
			42	HENSIEN Katie Rossignol	USA	Run 1:	Int1:	13.11	(45)	I1-I2:	15.75	(33)	0.85	
Int2:	28.86	(37)					I2-I3:	14.55	(29)					1.71
Int3:	43.41	(34)					I3-Fin:	12.61	(24)					2.71
Fin:	56.02	(32)												3.27
Total:		DNQ												
43	ESCANÉ Doriane Rossignol	FRA	Run 1:	Int1:	12.84	(29)	I1-I2:	15.94	(39)	0.58				
				Int2:	28.78	(35)					I2-I3:	14.39	(22)	1.63
				Int3:	43.17	(29)					I3-Fin:	12.98	(42)	2.47
				Fin:	56.15	(35)								3.40
			Total:		DNQ									
44	STIEGLER Resi Rossignol	USA	Run 1:	Int1:	12.75	(27)	I1-I2:	15.84	(36)	0.49				
				Int2:	28.59	(31)					I2-I3:	14.75	(38)	1.44
				Int3:	43.34	(32)					I3-Fin:	12.90	(40)	2.64
				Fin:	56.24	(36)								3.49
			Total:		DNQ									
45	BOSTROEM MUSSENER Moa Rossignol	SWE	Run 1:	Int1:	12.85	(30)	I1-I2:	15.94	(39)	0.59				
				Int2:	28.79	(36)					I2-I3:	14.93	(44)	1.64
				Int3:	43.72	(42)					I3-Fin:	12.78	(36)	3.02
				Fin:	56.50	(40)								3.75
			Total:		DNQ									
46	CEDER Liv Rossignol	SWE	Run 1:	Int1:			I1-I2:							
				Int2:							I2-I3:			
				Int3:							I3-Fin:			
				Fin:	DNF									
			Total:		DNF									
47	NORBYE Kaja Fischer	NOR	Run 1:	Int1:	13.04	(42)	I1-I2:	16.21	(46)	0.78				
				Int2:	29.25	(46)					I2-I3:	14.96	(45)	2.10
				Int3:	44.21	(45)					I3-Fin:	12.97	(41)	3.51
				Fin:	57.18	(44)								4.43
			Total:		DNQ									
48	HURT A J Head	USA	Run 1:	Int1:	12.60	(16)	I1-I2:			0.34				
				Int2:							I2-I3:			
				Int3:							I3-Fin:			
				Fin:	DNF									
			Total:		DNF									

**Åre (SWE)**
**PERFORMANCE ANALYSIS BY BIB**

Number of Competitors: 30, Number of NSAs: 15

Bib	Name Ski	NSA Code	Run 1:	Pos	Positions			Partials		Difference Time
					Time	Rank	Pos	Time	Rank	
49	<b>LORENZ Bernadette</b> Fischer	AUT	Run 1:	Int1:	12.89	(33)	I1-I2:	16.08	(45)	0.63
				Int2:	28.97	(42)	I2-I3:	14.60	(34)	1.82
				Int3:	43.57	(39)	I3-Fin:	12.84	(39)	2.87
				Fin:	56.41	(38)				3.66
				Total:	DNQ					
50	<b>VANREUSEL Kim</b> Salomon	BEL	Run 1:	Int1:	13.19	(47)	I1-I2:	15.88	(37)	0.93
				Int2:	29.07	(44)	I2-I3:	14.92	(43)	1.92
				Int3:	43.99	(44)	I3-Fin:	12.76	(35)	3.29
				Fin:	56.75	(43)				4.00
				Total:	DNQ					
51	<b>VORRE Clara-Marie Holmer</b>	DEN	Run 1:	Int1:	13.89	(48)	I1-I2:	16.61	(48)	1.63
				Int2:	30.50	(48)	I2-I3:			3.35
				Int3:			I3-Fin:			
				Fin:	DNF					
				Total:	DNF					

Intermediate Time Positions : Int. 1 = Inter1 Int. 2 = Inter2 Int. 3 = Inter3

Legend:	
<b>DNF</b>	Did Not Finish
<b>DNQ</b>	Did not qualify
<b>Int</b>	Intermediate
<b>Pos.</b>	Intermediate or speed position
<b>Fin</b>	Finish
<b>In</b>	Intermediate n

**Åre (SWE)**

8th Women's Slalom

**FIS WORLD CUP STANDINGS**

21 NOV 2020 Levi (FIN)

22 NOV 2020 Levi (FIN)

29 DEC 2020 Semmering (AUT)

3 JAN 2021 Zagreb (CRO)

12 JAN 2021 Flachau (AUT)

6 MAR 2021 Jasna (SVK)

12 MAR 2021 Åre (SWE)

13 MAR 2021 Åre (SWE)

Number of Competitors: 56, Number of NSAs: 16

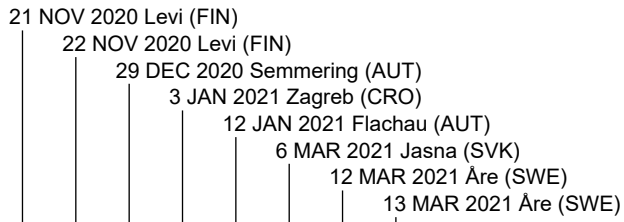
Rank	FIS Code	Name	NSA Code	1	2	3	4	5	6	7	8	WC Points	Diff.
1	705423	VLHOVA Petra	SVK	100	100	50	100	50	80	100	32	612	
2	56388	LIENSBERGER Katharina	AUT	60	60	80	80	80	50	80	100	590	22
3	6535237	SHIFFRIN Mikaela	USA	80	45	60	50	100	100	60	80	575	37
4	516284	GISIN Michelle	SUI	45	80	100	60	45	45	36	20	431	181
5	516280	HOLDENER Wendy	SUI	50	50	45	40	60	60	50	60	415	197
6	206355	DUERR Lena	GER	14	10	20	32	24	22	45	50	217	395
7	107427	ST-GERMAIN Laurence	CAN	40	32	10	12	32	26	24	24	200	412
8	426187	LYSDAHL Kristin	NOR	10	14	36	36	15	-	26	40	177	435
9	56333	MAIR Chiara	AUT	32	24	22	29	36	12	13	5	173	439
10	155728	DUBOVSKA Martina	CZE	22	26	9	14	14	32	20	22	159	453
11	539909	MOLTZAN Paula	USA	-	8	-	18	29	20	29	45	149	463
12	56315	TRUPPE Katharina	AUT	36	36	40	-	26	-	-	-	138	474
13	565401	BUCIK Ana	SLO	15	15	-	-	13	40	36	6	125	487
14	56392	GRITSCH Franziska	AUT	-	40	-	-	-	10	40	26	116	496
15	106961	MIELZYNSKI Erin	CAN	16	20	13	45	-	7	-	7	108	504
16	425879	RIIS-JOHANNESS.	NOR	9	13	14	20	-	-	15	36	107	505
17	296509	CURTONI Irene	ITA	24	32	7	15	-	15	-	-	93	519
18	56253	HUBER Katharina	AUT	26	18	26	-	22	-	-	-	92	520
19	56367	GALLHUBER Katharina	AUT	-	9	5	24	-	5	14	29	86	526
20	506399	HECTOR Sara	SWE	-	-	20	-	18	24	-	18	80	532
21	516562	RAST Camille	SUI	-	-	-	-	40	14	10	13	77	535
22	426100	HOLTMANN Mina Fuerst	NOR	18	22	-	26	7	-	-	-	73	539
23	565463	SLOKAR Andreja	SLO	-	-	-	-	8	29	16	12	65	547
24	196806	NOENS Nastasia	FRA	5	-	-	22	6	11	11	8	63	549
25	516528	MEILLARD Melanie	SUI	29	-	11	-	20	-	-	-	60	552
26	426193	STJERNESUND Th.	NOR	20	16	12	-	4	6	-	-	58	554
27	506341	WIKSTROEM Emelie	SWE	-	-	8	16	12	16	-	4	56	556
28	299699	PETERLINI Martina	ITA	11	-	-	7	-	36	-	-	54	558
29	107798	NULLMEYER Ali	CAN	-	3	-	-	-	9	22	15	49	563
30	426043	TVIBERG Maria Therese	NOR	-	-	32	-	16	-	-	-	48	564
31	6535773	O BRIEN Nina	USA	-	-	29	-	-	-	9	9	47	565
32	297601	BRIGNONE Federica	ITA	-	7	15	-	-	18	-	-	40	572
33	225518	GUEST Charlie	GBR	-	5	-	-	-	8	8	15	36	576
34	6295165	ROSSETTI Marta	ITA	2	-	24	9	-	-	-	-	35	577
34	307493	ANDO Asa	JPN	-	-	16	11	5	-	-	3	35	577
36	385096	POPOVIC Leona	CRO	4	13	-	-	10	-	7	-	34	578
37	506867	FERMBAECK Elsa	SWE	-	-	-	-	10	-	18	-	28	584
38	206497	FILSER Andrea	GER	8	-	-	-	-	-	6	10	24	588
39	355061	HILZINGER Jessica	GER	-	-	-	10	-	13	-	-	23	589
39	56344	SPORER Marie-Therese	AUT	-	-	-	-	-	-	12	11	23	589
41	506583	SAEFVENBERG Charlotta	SWE	-	-	-	-	-	-	-	18	18	594
42	6536171	HENSIEN Katie	USA	-	-	-	13	-	-	-	-	13	599
42	299276	BASSINO Marta	ITA	13	-	-	-	-	-	-	-	13	599
44	56551	EGGER Magdalena	AUT	12	-	-	-	-	-	-	-	12	600
44	107747	SMART Amelia	CAN	6	-	6	-	-	-	-	-	12	600
46	426303	NORBYE Kaja	NOR	-	-	-	-	11	-	-	-	11	601
46	56032	SCHILD Bernadette	AUT	-	11	-	-	-	-	-	-	11	601
48	565471	HROVAT Meta	SLO	-	-	-	8	-	-	-	-	8	604
49	197540	FORNI Josephine	FRA	-	-	-	7	-	-	-	-	7	605
49	206536	WALLNER Marina	GER	7	-	-	-	-	-	-	-	7	605
51	539927	LAPANJA Lila	USA	-	6	-	-	-	-	-	-	6	606
52	185493	POHJOLAINEN Rosa	FIN	-	4	-	-	-	-	-	-	4	608



Åre (SWE)

8th Women's Slalom

FIS WORLD CUP STANDINGS



Number of Competitors: 56, Number of NSAs: 16

Rank	FIS Code	Name	NSA Code	1	2	3	4	5	6	7	8	WC Points	Diff.
53	565491	DVORNIK Neja	SLO	3	-	-	-	-	-	-	-	3	609
53	299983	GULLI Anita	ITA	-	-	-	-	3	-	-	-	3	609
55	6536392	HURT A J	USA	-	-	-	-	2	-	-	-	2	610
56	507018	RASK Sara	SWE	-	-	-	-	1	-	-	-	1	611

<b>Legend:</b>	-	No points	Diff.	Difference	WC	World Cup
----------------	---	-----------	-------	------------	----	-----------

**Åre (SWE)**

8th Women's Slalom

**OVERALL FIS WORLD CUP STANDINGS**

Number of Competitors: 126, Number of NSAs: 20

Rank	FIS Code	Name	NSA Code	WC Points	Diff.	DH 7 races	SL 8 races	GS 7 races	SG 6 races	AC 0 race	PAR 1 race
1	705423	VLHOVA Petra	SVK	1352		164 (12)	612 (1)	318 (6)	158 (8)	-	100 (1)
2	516138	GUT-BEHRAMI Lara	SUI	1256	96	383 (3)	-	288 (7)	525 (1)	-	60 (3)
3	516284	GISIN Michelle	SUI	1025	327	143 (15)	431 (4)	344 (3)	107 (13)	-	-
4	6535237	SHIFFRIN Mikaela	USA	915	437	-	575 (3)	340 (4)	-	-	-
5	299276	BASSINO Marta	ITA	840	512	44 (29)	13 (42)	510 (1)	228 (6)	-	45 (5)
6	297601	BRIGNONE Federica	ITA	817	535	96 (19)	40 (32)	322 (5)	323 (2)	-	36 (7)
7	56388	LIENSBERGER Katharina	AUT	763	589	-	590 (2)	158 (12)	-	-	15 (16)
8	298323	GOGGIA Sofia	ITA	740	612	480 (1)	-	170 (10)	86 (18)	-	4 (27)
9	516319	SUTER Corinne	SUI	735	617	410 (2)	-	15 (44)	310 (3)	-	-
10	516280	HOLDENER Wendy	SUI	535	817	-	415 (5)	62 (22)	47 (27)	-	11 (20)
11	56088	TIPPLER Tamara	AUT	483	869	211 (7)	-	-	272 (4)	-	-
12	155763	LEDECKA Ester	CZE	453	899	206 (8)	-	11 (47)	236 (5)	-	-
13	196928	WORLEY Tessa	FRA	450	902	-	-	362 (2)	88 (17)	-	-
14	297910	CURTONI Elena	ITA	412	940	206 (8)	-	70 (21)	136 (10)	-	-
15	6535455	JOHNSON Breezy	USA	367	985	330 (4)	-	-	37 (30)	-	-
16	56087	SIEBENHOFER Ramona	AUT	362	990	194 (10)	-	157 (13)	8 (47)	-	3 (28)
17	426257	LIE Kajsa Vickhoff	NOR	361	991	179 (11)	-	-	182 (7)	-	-
18	206668	WEIDLE Kira	GER	316	1036	265 (5)	-	-	51 (23)	-	-
19	506399	HECTOR Sara	SWE	294	1058	-	80 (20)	164 (11)	-	-	50 (4)
20	299624	PIROVANO Laura	ITA	273	1079	220 (6)	-	5 (56)	48 (26)	-	-
21	539909	MOLTZAN Paula	USA	267	1085	-	149 (11)	38 (27)	-	-	80 (2)
22	105269	GAGNON Marie-Michele	CAN	253	1099	128 (16)	-	-	125 (11)	-	-
23	516219	NUFER Priska	SUI	248	1104	125 (17)	-	21 (37)	102 (14)	-	-
24	56315	TRUPPE Katharina	AUT	236	1116	-	138 (12)	78 (18)	-	-	20 (13)
25	425929	MOWINCKEL Ragnhild	NOR	230	1122	58 (24)	-	80 (17)	92 (16)	-	-
26	415232	ROBINSON Alice	NZL	226	1126	-	-	178 (8)	36 (31)	-	12 (19)
26	206355	DUERR Lena	GER	226	1126	-	217 (6)	-	-	-	9 (22)
28	426187	LYSDAHL Kristin	NOR	213	1139	-	177 (8)	20 (38)	-	-	16 (15)
29	56174	HAASER Ricarda	AUT	207	1145	51 (28)	-	58 (23)	97 (15)	-	1 (30)
30	297702	MARSAGLIA Francesca	ITA	203	1149	57 (25)	-	-	146 (9)	-	-
31	565401	BUCIK Ana	SLO	202	1150	-	125 (13)	77 (19)	-	-	-
32	107427	ST-GERMAIN Laurence	CAN	200	1152	-	200 (7)	-	-	-	-
33	565471	HROVAT Meta	SLO	192	1160	-	8 (48)	174 (9)	-	-	10 (21)
34	516248	FLURY Jasmine	SUI	189	1163	154 (13)	-	-	35 (32)	-	-
35	56392	GRITSCH Franziska	AUT	179	1173	-	116 (14)	45 (26)	-	-	18 (14)
36	426100	HOLTMANN Mina Fuerst	NOR	173	1179	-	73 (22)	100 (16)	-	-	-
36	56333	MAIR Chiara	AUT	173	1179	-	173 (9)	-	-	-	-
38	56198	SCHEYER Christine	AUT	164	1188	52 (27)	-	-	112 (12)	-	-
39	56125	PUCHNER Mirjam	AUT	162	1190	113 (18)	-	-	49 (25)	-	-
40	565360	STUHEC Ilka	SLO	161	1191	145 (14)	-	-	16 (40)	-	-
41	155728	DUBOVSKA Martina	CZE	159	1193	-	159 (10)	-	-	-	-
42	435334	GASIENICA-DANI.	POL	141	1211	-	-	108 (15)	4 (51)	-	29 (9)
43	56177	VENIER Stephanie	AUT	133	1219	80 (21)	-	-	53 (22)	-	-
44	516394	SUTER Jasmina	SUI	129	1223	71 (22)	-	-	51 (23)	-	7 (24)
45	6535773	O BRIEN Nina	USA	121	1231	-	47 (31)	74 (20)	-	-	-
46	56217	BRUNNER Stephanie	AUT	119	1233	-	-	119 (14)	-	-	-
47	516185	HAEHLEN Joana	SUI	116	1236	56 (26)	-	-	60 (21)	-	-
48	106961	MIELZYNSKI Erin	CAN	108	1244	-	108 (15)	-	-	-	-
49	425879	RIIS-JOHANNESS.	NOR	107	1245	-	107 (16)	-	-	-	-
50	197383	GAUTHIER Tiffany	FRA	101	1251	23 (34)	-	-	78 (19)	-	-
51	426193	STJERNESUND Th.	NOR	98	1254	-	58 (26)	-	-	-	40 (6)
52	56256	RAEDLER Ariane	AUT	95	1257	33 (31)	-	-	62 (20)	-	-
52	299630	DELAGO Nadia	ITA	95	1257	95 (20)	-	-	-	-	-
54	296509	CURTONI Irene	ITA	93	1259	-	93 (17)	-	-	-	-
54	565463	SLOKAR Andreja	SLO	93	1259	-	65 (23)	28 (30)	-	-	-
56	56253	HUBER Katharina	AUT	92	1260	-	92 (18)	-	-	-	-
57	516562	RAST Camille	SUI	87	1265	-	77 (21)	10 (49)	-	-	-
58	56367	GALLHUBER Katharina	AUT	86	1266	-	86 (19)	-	-	-	-
59	516528	MEILLARD Melanie	SUI	83	1269	-	60 (25)	23 (34)	-	-	-
60	56328	ORTLIEB Nina	AUT	74	1278	63 (23)	-	-	11 (45)	-	-
61	405138	JELINKOVA Adriana	NED	72	1280	-	-	46 (25)	-	-	26 (10)
62	426043	TVIBERG Maria Therese	NOR	64	1288	-	48 (30)	16 (42)	-	-	-
63	196806	NOENS Nastasia	FRA	63	1289	-	63 (24)	-	-	-	-
64	197641	GAUCHE Laura	FRA	61	1291	17 (37)	-	-	44 (28)	-	-

**Åre (SWE)**

8th Women's Slalom

**OVERALL FIS WORLD CUP STANDINGS**

Number of Competitors: 126, Number of NSAs: 20

Rank	FIS Code	Name	NSA Code	WC Points	Diff.	DH 7 races	SL 8 races	GS 7 races	SG 6 races	AC 0 race	PAR 1 race
65	565373	ROBNIK Tina	SLO	59	1293	-	-	35 (28)	-	-	24 (11)
66	197124	FRASSE SOMBET Coralie	FRA	57	1295	-	-	35 (28)	-	-	22 (12)
66	107613	GRENIER Valerie	CAN	57	1295	-	-	57 (24)	-	-	-
68	56373	MOERZINGER Elisa	AUT	56	1296	-	-	24 (32)	-	-	32 (8)
68	506341	WIKSTROEM Emelie	SWE	56	1296	-	56 (27)	-	-	-	-
70	6536213	CASHMAN Keely	USA	55	1297	29 (32)	-	-	26 (35)	-	-
70	6535791	WRIGHT Isabella	USA	55	1297	39 (30)	-	-	16 (40)	-	-
72	299699	PETERLINI Martina	ITA	54	1298	-	54 (28)	-	-	-	-
73	107798	NULLMEYER Ali	CAN	49	1303	-	49 (29)	-	-	-	-
73	307493	ANDO Asa	JPN	49	1303	-	35 (34)	9 (51)	-	-	5 (26)
75	299383	MELESI Roberta	ITA	48	1304	8 (42)	-	6 (55)	34 (33)	-	-
76	56268	HEIDER Michaela	AUT	44	1308	11 (41)	-	-	33 (34)	-	-
76	206497	FILSER Andrea	GER	44	1308	-	24 (38)	18 (40)	-	-	2 (29)
78	56241	SCHNEEBERGER Rosina	AUT	43	1309	13 (38)	-	4 (57)	26 (35)	-	-
78	565320	FERK Marusa	SLO	43	1309	3 (44)	-	-	40 (29)	-	-
80	516283	ELLENBERGER Andrea	SUI	37	1315	-	-	24 (32)	-	-	13 (18)
80	485941	PLESHKOVA Julia	RUS	37	1315	18 (36)	-	-	19 (39)	-	-
82	225518	GUEST Charlie	GBR	36	1316	-	36 (33)	-	-	-	-
82	6536392	HURT A J	USA	36	1316	-	2 (55)	22 (35)	6 (49)	-	6 (25)
84	6295165	ROSSETTI Marta	ITA	35	1317	-	35 (34)	-	-	-	-
84	516521	KOLLY Noemie	SUI	35	1317	13 (38)	-	-	22 (37)	-	-
84	56417	FEST Nadine	AUT	35	1317	13 (38)	-	-	22 (37)	-	-
87	385096	POPOVIC Leona	CRO	34	1318	-	34 (36)	-	-	-	-
88	506867	FERMBAECK Elsa	SWE	28	1324	-	28 (37)	-	-	-	-
89	426303	NORBYE Kaja	NOR	27	1325	-	11 (46)	16 (42)	-	-	-
90	516268	WILD Simone	SUI	26	1326	-	-	26 (31)	-	-	-
90	56224	MAIER Sabrina	AUT	26	1326	26 (33)	-	-	-	-	-
92	56416	SCHIEB Julia	AUT	25	1327	-	-	22 (35)	3 (52)	-	-
93	355061	HILZINGER Jessica	GER	23	1329	-	23 (39)	-	-	-	-
93	56344	SPORER Marie-Therese	AUT	23	1329	-	23 (39)	-	-	-	-
95	225525	TILLEY Alex	GBR	21	1331	-	-	7 (54)	-	-	14 (17)
95	539536	WILES Jacqueline	USA	21	1331	21 (35)	-	-	-	-	-
95	565491	DVORNIK Neja	SLO	21	1331	-	3 (53)	18 (40)	-	-	-
98	197497	MIRADOLI Romane	FRA	20	1332	-	-	20 (38)	-	-	-
99	506583	SAEFVENBERG Charlotta	SWE	18	1334	-	18 (41)	-	-	-	-
100	516344	KOPP Rahel	SUI	16	1336	2 (46)	-	-	14 (43)	-	-
100	197616	ALPHAND Estelle	SWE	16	1336	-	-	8 (53)	8 (47)	-	-
102	197860	ROUX Tiffany	FRA	15	1337	-	-	-	15 (42)	-	-
102	197540	FORNI Josephine	FRA	15	1337	-	7 (49)	-	-	-	8 (23)
104	6536171	HENSIEN Katie	USA	13	1339	-	13 (42)	-	-	-	-
104	485802	TKACHENKO Ekaterina	RUS	13	1339	-	-	13 (45)	-	-	-
104	56509	GRILL Lisa	AUT	13	1339	-	-	-	13 (44)	-	-
104	298723	MIDALI Roberta	ITA	13	1339	-	-	13 (45)	-	-	-
108	56551	EGGER Magdalena	AUT	12	1340	-	12 (44)	-	-	-	-
108	107747	SMART Amelia	CAN	12	1340	-	12 (44)	-	-	-	-
110	198016	ESCANE Doriane	FRA	11	1341	-	-	11 (47)	-	-	-
110	56032	SCHILD Bernadette	AUT	11	1341	-	11 (46)	-	-	-	-
112	56128	HUETTER Cornelia	AUT	10	1342	-	-	-	10 (46)	-	-
112	516407	KASPER Vanessa	SUI	10	1342	-	-	10 (49)	-	-	-
114	108077	GRAY Cassidy	CAN	9	1343	-	-	9 (51)	-	-	-
115	538573	ROSS Laurence	USA	8	1344	8 (42)	-	-	-	-	-
116	206536	WALLNER Marina	GER	7	1345	-	7 (49)	-	-	-	-
117	56258	AGER Christina	AUT	6	1346	-	-	-	6 (49)	-	-
117	539927	LAPANJA Lila	USA	6	1346	-	6 (51)	-	-	-	-
119	185493	POHJOLAINEN Rosa	FIN	4	1348	-	4 (52)	-	-	-	-
120	506718	IVARSSON Lin	SWE	3	1349	3 (44)	-	-	-	-	-
120	299402	GASSLITZER Verena	ITA	3	1349	-	-	-	3 (52)	-	-
120	55898	BREM Eva-Maria	AUT	3	1349	-	-	3 (58)	-	-	-
120	299983	GULLI Anita	ITA	3	1349	-	3 (53)	-	-	-	-
124	197295	PIOT Jennifer	FRA	2	1350	-	-	-	2 (54)	-	-
124	516519	SUTER Juliana	SUI	2	1350	2 (46)	-	-	-	-	-
126	507018	RASK Sara	SWE	1	1351	-	1 (56)	-	-	-	-

Åre (SWE)



8th Women's Slalom

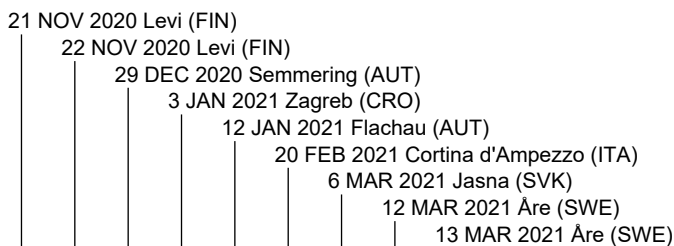
OVERALL FIS WORLD CUP STANDINGS

Number of Competitors: 126, Number of NSAs: 20

Rank	FIS Code	Name	NSA Code	WC Points	Diff.	DH 7 races	SL 8 races	GS 7 races	SG 6 races	AC 0 race	PAR 1 race
------	----------	------	----------	-----------	-------	---------------	---------------	---------------	---------------	--------------	---------------

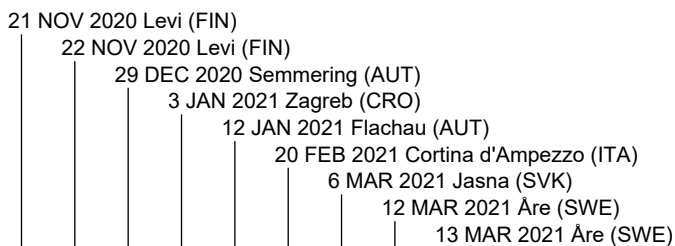
<b>Legend:</b>											
-	No points	<b>AC</b>	Alpine Combined	<b>DH</b>	Downhill	<b>Diff.</b>	Difference				
<b>GS</b>	Giant Slalom	<b>PAR</b>	Parallel	<b>SG</b>	Super-G	<b>SL</b>	Slalom				
<b>WC</b>	World Cup										

**Åre (SWE)**

**8th Women's Slalom  
FIS WCSL LIST**

**Number of Competitors: 71, Number of NSAs: 16**

Rank	FIS Code	Name	NSA Code	1	2	3	4	5	6	7	8	9	Base	- X	+ Y =	WCSL-SL
1	705423	VLHOVA Petra	SVK	100	100	50	100	50	80	80	100	32	460	414	692	738
2	56388	LIENSBERGER Katharina	AUT	60	60	80	80	80	100	50	80	100	276	248	690	718
3	6535237	SHIFFRIN Mikaela	USA	80	45	60	50	100	60	100	60	80	440	396	635	679
4	516280	HOLDENER Wendy	SUI	50	50	45	40	60	50	60	50	60	260	234	465	491
5	516284	GISIN Michelle	SUI	45	80	100	60	45	-	45	36	20	209	188	431	452
6	206355	DUERR Lena	GER	14	10	20	32	24	18	22	45	50	84	76	235	243
7	56333	MAIR Chiara	AUT	32	24	22	29	36	40	12	13	5	125	113	213	225
8	426187	LYSDAHL Kristin	NOR	10	14	36	36	15	36	-	26	40	106	95	213	224
9	107427	ST-GERMAIN Laurence	CAN	40	32	10	12	32	-	26	24	24	79	71	200	208
10	155728	DUBOVSKA Martina	CZE	22	26	9	14	14	-	32	20	22	29	26	159	162
11	56315	TRUPPE Katharina	AUT	36	36	40	-	26	-	-	-	-	209	188	138	159
12	565401	BUCIK Ana	SLO	15	15	-	-	13	29	40	36	6	35	32	154	157
13	539909	MOLTZAN Paula	USA	-	8	-	18	29	-	20	29	45	19	17	149	151
14	56392	GRITZSCH Franziska	AUT	-	40	-	-	-	24	10	40	26	54	49	140	145
15	106961	MIELZYNSKI Erin	CAN	16	20	13	45	-	-	7	-	7	62	56	108	114
16	565463	SLOKAR Andreja	SLO	-	-	-	-	8	45	29	16	12	-	-	110	110
17	516562	RAST Camille	SUI	-	-	-	-	40	32	14	10	13	-	-	109	109
18	425879	RIIS-JOHANNESS.	NOR	9	13	14	20	-	-	-	15	36	-	-	107	107
19	506399	HECTOR Sara	SWE	-	-	20	-	18	20	24	-	18	39	35	100	104
20	296509	CURTONI Irene	ITA	24	32	7	15	-	-	15	-	-	104	94	93	103
21	56253	HUBER Katharina	AUT	26	18	26	-	22	-	-	-	-	71	64	92	99
22	56367	GALLHUBER Katharina	AUT	-	9	5	24	-	-	5	14	29	72	65	86	93
23	196806	NOENS Nastasia	FRA	5	-	-	22	6	24	11	11	8	50	45	87	92
24	506341	WIKSTROEM Emelie	SWE	-	-	8	16	12	16	16	-	4	116	104	72	84
25	426100	HOLTMANN Mina Fuerst	NOR	18	22	-	26	7	-	-	-	-	84	76	73	81
26	307493	ANDO Asa	JPN	-	-	16	11	5	26	-	-	3	22	20	61	63
26	426193	STJERNESUND Th.	NOR	20	16	12	-	4	-	6	-	-	49	44	58	63
28	516528	MEILLARD Melanie	SUI	29	-	11	-	20	-	-	-	-	3	3	60	60
29	299699	PETERLINI Martina	ITA	11	-	-	7	-	-	36	-	-	36	32	54	58
30	107798	NULLMEYER Ali	CAN	-	3	-	-	-	-	9	22	15	27	24	49	52
31	426043	TVIBERG Maria Therese	NOR	-	-	32	-	16	-	-	-	-	-	-	48	48
32	6535773	O BRIEN Nina	USA	-	-	29	-	-	-	-	9	9	2	2	47	47
33	297601	BRIGNONE Federica	ITA	-	7	15	-	-	-	18	-	-	20	18	40	42
34	6295165	ROSSETTI Marta	ITA	2	-	24	9	-	-	-	-	-	31	28	35	38
35	225518	GUEST Charlie	GBR	-	5	-	-	-	-	8	8	15	-	-	36	36
36	385096	POPOVIC Leona	CRO	4	13	-	-	10	-	-	7	-	5	5	34	34
37	506867	FERMBAECK Elsa	SWE	-	-	-	-	10	-	-	18	-	-	-	28	28
38	355061	HILZINGER Jessica	GER	-	-	-	10	-	-	13	-	-	19	17	23	25
39	206497	FILSER Andrea	GER	8	-	-	-	-	-	-	6	10	-	-	24	24
40	56344	SPORER Marie-Therese	AUT	-	-	-	-	-	-	-	12	11	-	-	23	23
40	425771	HAVER-LOESETH Nina	NOR	-	-	-	-	-	-	-	-	-	228	205	-	23
40	506146	SWENN LARSSON Anna	SWE	-	-	-	-	-	-	-	-	-	235	212	-	23
43	56032	SCHILD Bernadette	AUT	-	11	-	-	-	-	-	-	-	104	94	11	21
44	506583	SAEFVENBERG Charlotta	SWE	-	-	-	-	-	-	-	-	18	21	19	18	20
45	6536171	HENSIEN Katie	USA	-	-	-	13	-	-	-	-	-	-	-	13	13
45	299276	BASSINO Marta	ITA	13	-	-	-	-	-	-	-	-	-	-	13	13
45	565471	HROVAT Meta	SLO	-	-	-	8	-	-	-	-	-	53	48	8	13
45	107747	SMART Amelia	CAN	6	-	6	-	-	-	-	-	-	14	13	12	13
45	206279	ACKERMANN Christina	GER	-	-	-	-	-	-	-	-	-	129	116	-	13
50	56551	EGGER Magdalena	AUT	12	-	-	-	-	-	-	-	-	-	-	12	12
50	426303	NORBYE Kaja	NOR	-	-	-	-	11	-	-	-	-	11	10	11	12

**Åre (SWE)**

**8th Women's Slalom  
FIS WCSL LIST**

**Number of Competitors: 71, Number of NSAs: 16**

Rank	FIS Code	Name	NSA Code	1	2	3	4	5	6	7	8	9	Base	- X	+ Y =	WCSL-SL
52	516504	DANIOTH Aline	SUI	-	-	-	-	-	-	-	-	-	114	103	-	11
53	206536	WALLNER Marina	GER	7	-	-	-	-	-	-	-	-	19	17	7	9
54	506664	FJAELLSTROEM Magdalena	SWE	-	-	-	-	-	-	-	-	-	81	73	-	8
55	197540	FORNI Josephine	FRA	-	-	-	7	-	-	-	-	-	-	-	7	7
56	539927	LAPANJA Lila	USA	-	6	-	-	-	-	-	-	-	-	-	6	6
57	206532	SCHMOTZ Marlene	GER	-	-	-	-	-	-	-	-	-	51	46	-	5
57	107583	REMME Roni	CAN	-	-	-	-	-	-	-	-	-	50	45	-	5
57	516426	STOFFEL Elena	SUI	-	-	-	-	-	-	-	-	-	50	45	-	5
60	185493	POHJOLAINEN Rosa	FIN	-	4	-	-	-	-	-	-	-	-	-	4	4
61	299983	GULLI Anita	ITA	-	-	-	-	3	-	-	-	-	-	-	3	3
61	565491	DVORNIK Neja	SLO	3	-	-	-	-	-	-	-	-	-	-	3	3
63	6536392	HURT A J	USA	-	-	-	-	2	-	-	-	-	-	-	2	2
63	155727	CAPOVA Gabriela	CZE	-	-	-	-	-	-	-	-	-	21	19	-	2
65	507018	RASK Sara	SWE	-	-	-	-	1	-	-	-	-	-	-	1	1
65	197616	ALPHAND Estelle	SWE	-	-	-	-	-	-	-	-	-	12	11	-	1
65	225525	TILLEY Alex	GBR	-	-	-	-	-	-	-	-	-	7	6	-	1
65	6295075	DELLA MEA Lara	ITA	-	-	-	-	-	-	-	-	-	14	13	-	1
65	56277	DYGRUBER Michaela	AUT	-	-	-	-	-	-	-	-	-	10	9	-	1
65	425981	SKJOELD Maren	NOR	-	-	-	-	-	-	-	-	-	14	13	-	1
65	506348	STAALNACKE Ylva	SWE	-	-	-	-	-	-	-	-	-	12	11	-	1

**Number of competitors per NSA in the top 60**

AUT:	9	CAN:	5	CRO:	1	CZE:	1	FIN:	1	FRA:	2
GBR:	1	GER:	6	ITA:	5	JPN:	1	NOR:	7	SLO:	3
SUI:	6	SVK:	1	SWE:	6	USA:	5				

**Legend:**

-	No points	Base	Last season FIS World Cup Start List points
WCSL-SL	FIS World Cup Start List points for Slalom		
X	(Base/number of planned races in the current season) *(number of completed races in the current season)		
Y	FIS World Cup points won in the current season		



**Åre (SWE)**

8th Women's Slalom

**OVERALL FIS WCSL LIST**

Number of Competitors: 160, Number of NSAs: 22

Rank	FIS Code	Name	NSA Code	WCSL	Diff.	DH 8 races	SL 9 races	GS 8 races	SG 7 races	AC 1 race	PAR 2 races
1	705423	VLHOVA Petra	SVK	1709		182 (13)	738 (1)	407 (5)	202 (8)	80 (2)	100 (4)
2	516138	GUT-BEHRAMI Lara	SUI	1594	115	475 (3)	-	408 (4)	651 (1)	-	60 (8)
3	6535237	SHIFFRIN Mikaela	USA	1373	336	28 (33)	679 (3)	483 (2)	83 (20)	100 (1)	-
4	516284	GISIN Michelle	SUI	1257	452	199 (11)	452 (5)	396 (7)	150 (12)	60 (3)	-
5	299276	BASSINO Marta	ITA	1129	580	67 (27)	13 (45)	592 (1)	272 (6)	40 (6)	145 (1)
6	56388	LIENSBERGER Katharina	AUT	1073	636	-	718 (2)	240 (9)	-	-	115 (3)
7	297601	BRIGNONE Federica	ITA	1045	664	132 (18)	42 (33)	403 (6)	392 (3)	-	76 (5)
8	516319	SUTER Corinne	SUI	1013	696	563 (1)	-	15 (47)	435 (2)	-	-
9	298323	GOGGIA Sofia	ITA	796	913	498 (2)	-	186 (13)	108 (17)	-	4 (33)
10	516280	HOLDENER Wendy	SUI	743	966	3 (55)	491 (4)	141 (16)	61 (24)	-	47 (12)
11	155763	LEDECKA Ester	CZE	631	1078	292 (6)	-	11 (52)	296 (5)	32 (8)	-
12	196928	WORLEY Tessa	FRA	609	1100	-	-	436 (3)	113 (15)	-	60 (8)
13	56088	TIPPLER Tamara	AUT	580	1129	261 (8)	-	-	319 (4)	-	-
14	297910	CURTONI Elena	ITA	539	1170	265 (7)	-	70 (24)	154 (11)	50 (4)	-
15	56087	SIEBENHOFER Ramona	AUT	520	1189	252 (9)	-	207 (11)	13 (50)	45 (5)	3 (34)
16	6535455	JOHNSON Breezy	USA	429	1280	374 (4)	-	-	55 (26)	-	-
17	206668	WEIDLE Kira	GER	421	1288	366 (5)	-	-	55 (26)	-	-
17	426257	LIE Kajsa Vickhoff	NOR	421	1288	184 (12)	-	-	237 (7)	-	-
19	425929	MOWINCKEL Ragnhild	NOR	393	1316	91 (22)	-	137 (18)	136 (13)	29 (9)	-
20	506399	HECTOR Sara	SWE	346	1363	-	104 (19)	192 (12)	-	-	50 (11)
21	415232	ROBINSON Alice	NZL	336	1373	-	-	288 (8)	36 (34)	-	12 (26)
22	105269	GAGNON Marie-Michele	CAN	322	1387	153 (16)	-	1 (71)	168 (9)	-	-
23	539909	MOLTZAN Paula	USA	319	1390	-	151 (13)	38 (29)	-	-	130 (2)
24	299624	PIROVANO Laura	ITA	309	1400	250 (10)	-	7 (60)	52 (28)	-	-
25	516219	NUFER Priska	SUI	280	1429	131 (19)	-	21 (40)	128 (14)	-	-
26	56315	TRUPPE Katharina	AUT	269	1440	-	159 (11)	90 (20)	-	-	20 (20)
27	426187	LYSDAHL Kristin	NOR	263	1446	-	224 (8)	23 (38)	-	-	16 (24)
28	206355	DUERR Lena	GER	256	1453	-	243 (6)	4 (67)	-	-	9 (28)
29	56392	GRITSCH Franziska	AUT	244	1465	-	145 (14)	57 (27)	-	24 (11)	18 (22)
30	565401	BUCIK Ana	SLO	243	1466	-	157 (12)	86 (21)	-	-	-
31	297702	MARSAGLIA Francesca	ITA	236	1473	79 (24)	-	2 (70)	155 (10)	-	-
32	435334	GASIENICA-DANI.	POL	235	1474	-	-	148 (14)	4 (61)	22 (12)	61 (7)
33	565471	HROVAT Meta	SLO	231	1478	-	13 (45)	208 (10)	-	-	10 (27)
34	56174	HAASER Ricarda	AUT	227	1482	55 (28)	-	71 (22)	100 (18)	-	1 (35)
35	56333	MAIR Chiara	AUT	225	1484	-	225 (7)	-	-	-	-
36	426100	HOLTMANN Mina Fuerst	NOR	223	1486	-	81 (25)	142 (15)	-	-	-
37	107427	ST-GERMAIN Laurence	CAN	208	1501	-	208 (9)	-	-	-	-
38	565360	STUHEC Ilka	SLO	204	1505	182 (13)	-	-	22 (41)	-	-
39	516248	FLURY Jasmine	SUI	199	1510	158 (15)	-	-	41 (31)	-	-
40	56125	PUCHNER Mirjam	AUT	198	1511	141 (17)	-	-	57 (25)	-	-
41	56177	VENIER Stephanie	AUT	185	1524	106 (21)	-	-	79 (21)	-	-
42	6535773	O BRIEN Nina	USA	177	1532	-	47 (32)	104 (19)	-	-	26 (16)
43	56198	SCHEYER Christine	AUT	168	1541	55 (28)	-	-	113 (15)	-	-
44	155728	DUBOVSKA Martina	CZE	162	1547	-	162 (10)	-	-	-	-
45	56217	BRUNNER Stephanie	AUT	157	1552	-	-	139 (17)	-	-	18 (22)
46	516185	HAEHLEN Joana	SUI	151	1558	75 (25)	-	-	76 (22)	-	-
47	565373	ROBNIK Tina	SLO	140	1569	-	-	71 (22)	-	-	69 (6)
48	565463	SLOKAR Andreja	SLO	138	1571	-	110 (16)	28 (33)	-	-	-
49	516394	SUTER Jasmina	SUI	130	1579	71 (26)	-	-	52 (28)	-	7 (30)
50	56328	ORTLIEB Nina	AUT	124	1585	89 (23)	-	-	35 (35)	-	-
51	56253	HUBER Katharina	AUT	123	1586	-	99 (21)	4 (67)	-	20 (13)	-
52	197124	FRASSE SOMBET Coralie	FRA	121	1588	-	-	70 (24)	-	-	51 (10)
53	516562	RAST Camille	SUI	119	1590	-	109 (17)	10 (54)	-	-	-
54	197383	GAUTHIER Tiffany	FRA	115	1594	28 (33)	-	-	87 (19)	-	-
55	106961	MIELZYNSKI Erin	CAN	114	1595	-	114 (15)	-	-	-	-
55	425879	RIIS-JOHANNESS.	NOR	114	1595	-	107 (18)	7 (60)	-	-	-
57	426193	STJERNESUND Th.	NOR	113	1596	-	63 (26)	10 (54)	-	-	40 (13)
57	299630	DELAGO Nadia	ITA	113	1596	113 (20)	-	-	-	-	-
59	296509	CURTONI Irene	ITA	108	1601	-	103 (20)	5 (63)	-	-	-
60	197641	GAUCHE Laura	FRA	98	1611	17 (41)	-	-	45 (30)	36 (7)	-
61	56256	RAEDLER Ariane	AUT	96	1613	33 (31)	-	-	63 (23)	-	-
62	56367	GALLHUBER Katharina	AUT	93	1616	-	93 (22)	-	-	-	-
63	196806	NOENS Nastasia	FRA	92	1617	-	92 (23)	-	-	-	-
64	516528	MEILLARD Melanie	SUI	87	1622	-	60 (28)	27 (34)	-	-	-

**Åre (SWE)**

8th Women's Slalom

**OVERALL FIS WCSL LIST**

Number of Competitors: 160, Number of NSAs: 22

Rank	FIS Code	Name	NSA Code	WCSL	Diff.	DH 8 races	SL 9 races	GS 8 races	SG 7 races	AC 1 race	PAR 2 races
65	506341	WIKSTROEM Emelie	SWE	84	1625	-	84 (24)	-	-	-	-
66	426043	TVIBERG Maria Therese	NOR	83	1626	-	48 (31)	35 (30)	-	-	-
67	307493	ANDO Asa	JPN	77	1632	-	63 (26)	9 (58)	-	-	5 (32)
67	205218	REBENSBURG Viktoria	GER	77	1632	23 (37)	-	32 (32)	22 (41)	-	-
69	6535791	WRIGHT Isabella	USA	73	1636	39 (30)	-	-	16 (46)	18 (14)	-
70	405138	JELINKOVA Adriana	NED	72	1637	-	-	46 (28)	-	-	26 (16)
71	565320	FERK Marusa	SLO	70	1639	3 (55)	-	-	41 (31)	26 (10)	-
72	206497	FILSER Andrea	GER	68	1641	-	24 (39)	18 (44)	-	-	26 (16)
73	107613	GRENIER Valerie	CAN	62	1647	-	-	58 (26)	4 (61)	-	-
74	299699	PETERLINI Martina	ITA	58	1651	-	58 (29)	-	-	-	-
75	56373	MOERZINGER Elisa	AUT	56	1653	-	-	24 (37)	-	-	32 (14)
76	6536213	CASHMAN Keely	USA	55	1654	29 (32)	-	-	26 (39)	-	-
76	197497	MIRADOLI Romane	FRA	55	1654	17 (41)	-	21 (40)	17 (45)	-	-
78	107798	NULLMEYER Ali	CAN	52	1657	-	52 (30)	-	-	-	-
78	55970	SCHMIDHOFFER Nicole	AUT	52	1657	25 (36)	-	-	27 (37)	-	-
80	197616	ALPHAND Estelle	SWE	50	1659	-	1 (65)	21 (40)	8 (54)	-	20 (20)
80	56268	HEIDER Michaela	AUT	50	1659	13 (45)	-	-	37 (33)	-	-
82	299383	MELESI Roberta	ITA	49	1660	8 (51)	-	7 (60)	34 (36)	-	-
83	516283	ELLENBERGER Andrea	SUI	48	1661	-	-	35 (30)	-	-	13 (25)
84	56241	SCHNEEBERGER Rosina	AUT	44	1665	13 (45)	-	4 (67)	27 (37)	-	-
84	225525	TILLEY Alex	GBR	44	1665	-	1 (65)	13 (48)	-	-	30 (15)
86	6295165	ROSSETTI Marta	ITA	38	1671	-	38 (34)	-	-	-	-
86	485941	PLESHKOVA Julia	RUS	38	1671	19 (39)	-	-	19 (44)	-	-
88	225518	GUEST Charlie	GBR	36	1673	-	36 (35)	-	-	-	-
88	6536392	HURT A J	USA	36	1673	-	2 (63)	22 (39)	6 (59)	-	6 (31)
88	56417	FEST Nadine	AUT	36	1673	13 (45)	-	-	23 (40)	-	-
91	516521	KOLLY Noemie	SUI	35	1674	13 (45)	-	-	22 (41)	-	-
92	385096	POPOVIC Leona	CRO	34	1675	-	34 (36)	-	-	-	-
93	426303	NORBYE Kaja	NOR	32	1677	-	12 (50)	20 (43)	-	-	-
94	56416	SCHEIB Julia	AUT	29	1680	-	-	26 (35)	3 (65)	-	-
94	56128	HUETTER Cornelia	AUT	29	1680	15 (44)	-	-	14 (49)	-	-
96	506867	FERMBAECK Elsa	SWE	28	1681	-	28 (37)	-	-	-	-
96	299466	DELAGO Nicol	ITA	28	1681	17 (41)	-	-	11 (53)	-	-
96	425771	HAVER-LOESETH Nina	NOR	28	1681	-	23 (40)	5 (63)	-	-	-
99	296729	FANCHINI Nadia	ITA	27	1682	19 (39)	-	-	8 (54)	-	-
100	516268	WILD Simone	SUI	26	1683	-	-	26 (35)	-	-	-
100	56032	SCHILD Bernadette	AUT	26	1683	-	21 (43)	5 (63)	-	-	-
100	56224	MAIER Sabrina	AUT	26	1683	26 (35)	-	-	-	-	-
103	355061	HILZINGER Jessica	GER	25	1684	-	25 (38)	-	-	-	-
104	355050	WEIRATHER Tina	LIE	24	1685	12 (49)	-	-	12 (52)	-	-
105	56344	SPORER Marie-Therese	AUT	23	1686	-	23 (40)	-	-	-	-
105	506146	SWENN LARSSON Anna	SWE	23	1686	-	23 (40)	-	-	-	-
107	415205	HUDSON Piera	NZL	22	1687	-	-	-	-	-	22 (19)
107	539536	WILES Jacqueline	USA	22	1687	22 (38)	-	-	-	-	-
109	565491	DVORNIK Neja	SLO	21	1688	-	3 (61)	18 (44)	-	-	-
110	506583	SAEFVENBERG Charlotta	SWE	20	1689	-	20 (44)	-	-	-	-
111	516344	KOPP Rahel	SUI	17	1692	2 (61)	-	-	15 (47)	-	-
111	197651	DIREZ Clara	FRA	17	1692	-	-	17 (46)	-	-	-
113	45331	SMALL Greta	AUS	16	1693	-	-	-	-	16 (15)	-
114	197860	ROUX Tiffany	FRA	15	1694	-	-	-	15 (47)	-	-
114	197540	FORNI Josephine	FRA	15	1694	-	7 (55)	-	-	-	8 (29)
114	6535600	MERRYWEATHER Alice	USA	15	1694	7 (53)	-	-	8 (54)	-	-
114	56311	REISINGER Elisabeth	AUT	15	1694	11 (50)	-	-	4 (61)	-	-
114	206532	SCHMOTZ Marlene	GER	15	1694	-	5 (57)	10 (54)	-	-	-
119	485802	TKACHENKO Ekaterina	RUS	13	1696	-	-	13 (48)	-	-	-
119	6536171	HENSIEN Katie	USA	13	1696	-	13 (45)	-	-	-	-
119	56509	GRILL Lisa	AUT	13	1696	-	-	-	13 (50)	-	-
119	298723	MIDALI Roberta	ITA	13	1696	-	-	13 (48)	-	-	-
119	107747	SMART Amelia	CAN	13	1696	-	13 (45)	-	-	-	-
119	206279	ACKERMANN Christina	GER	13	1696	-	13 (45)	-	-	-	-
119	506664	FJAELLSTROEM Magdalena	SWE	13	1696	-	8 (54)	5 (63)	-	-	-
126	56551	EGGER Magdalena	AUT	12	1697	-	12 (50)	-	-	-	-
126	55898	BREM Eva-Maria	AUT	12	1697	-	-	12 (51)	-	-	-
126	516504	DANIOTH Aline	SUI	12	1697	-	11 (52)	1 (71)	-	-	-

**Åre (SWE)**

8th Women's Slalom

**OVERALL FIS WCSL LIST**

Number of Competitors: 160, Number of NSAs: 22

Rank	FIS Code	Name	NSA Code	WCSL	Diff.	DH 8 races	SL 9 races	GS 8 races	SG 7 races	AC 1 race	PAR 2 races
126	55947	VEITH Anna	AUT	12	1697	3 (55)	-	1 (71)	8 (54)	-	-
130	198016	ESCANÉ Doriane	FRA	11	1698	-	-	11 (52)	-	-	-
131	516407	KASPER Vanessa	SUI	10	1699	-	-	10 (54)	-	-	-
131	538685	McKENNIS Alice	USA	10	1699	6 (54)	-	-	4 (61)	-	-
133	108077	GRAY Cassidy	CAN	9	1700	-	-	9 (58)	-	-	-
133	206536	WALLNER Marina	GER	9	1700	-	9 (53)	-	-	-	-
135	538573	ROSS Laurene	USA	8	1701	8 (51)	-	-	-	-	-
135	197295	PIOT Jennifer	FRA	8	1701	3 (55)	-	-	5 (60)	-	-
137	56258	AGER Christina	AUT	7	1702	-	-	-	7 (58)	-	-
138	539927	LAPANJA Lila	USA	6	1703	-	6 (56)	-	-	-	-
138	107583	REMME Roni	CAN	6	1703	1 (63)	5 (57)	-	-	-	-
140	516426	STOFFEL Elena	SUI	5	1704	-	5 (57)	-	-	-	-
141	185493	POHJOLAINEN Rosa	FIN	4	1705	-	4 (60)	-	-	-	-
141	506718	IVARSSON Lin	SWE	4	1705	3 (55)	-	-	1 (69)	-	-
141	206460	WENIG Michaela	GER	4	1705	3 (55)	-	-	1 (69)	-	-
144	299983	GULLI Anita	ITA	3	1706	-	3 (61)	-	-	-	-
144	299402	GASSLITTER Verena	ITA	3	1706	-	-	-	3 (65)	-	-
144	506701	HOERNBLAD Lisa	SWE	3	1706	-	-	-	3 (65)	-	-
144	206367	HRONEK Veronique	GER	3	1706	-	-	-	3 (65)	-	-
148	516519	SUTER Juliana	SUI	2	1707	2 (61)	-	-	-	-	-
148	155727	CAPOVA Gabriela	CZE	2	1707	-	2 (63)	-	-	-	-
148	516429	GROEBLI Nathalie	SUI	2	1707	1 (63)	-	-	1 (69)	-	-
151	507018	RASK Sara	SWE	1	1708	-	1 (65)	-	-	-	-
151	6295075	DELLA MEA Lara	ITA	1	1708	-	1 (65)	-	-	-	-
151	299388	BERTANI Luisa M	ITA	1	1708	-	-	1 (71)	-	-	-
151	506933	DANNEWITZ Ida	SWE	1	1708	-	-	-	1 (69)	-	-
151	206520	DORSCH Patrizia	GER	1	1708	1 (63)	-	-	-	-	-
151	56277	DYGRUBER Michaela	AUT	1	1708	-	1 (65)	-	-	-	-
151	426324	MONSEN Marte	NOR	1	1708	-	-	1 (71)	-	-	-
151	485749	PROKOPYEVA Aleksandra	RUS	1	1708	1 (63)	-	-	-	-	-
151	425981	SKJOELD Maren	NOR	1	1708	-	1 (65)	-	-	-	-
151	506348	STAALNACKE Ylva	SWE	1	1708	-	1 (65)	-	-	-	-

<b>Legend:</b>							
-	No points	<b>AC</b>	Alpine Combined	<b>DH</b>	Downhill	<b>Diff.</b>	Difference
<b>GS</b>	Giant Slalom	<b>PAR</b>	Parallel	<b>SG</b>	Super-G	<b>SL</b>	Slalom
<b>WCSL</b>	Overall points						

Åre (SWE)



8th Women's Slalom

FIS NATION CUP

Number of Nations: 20

Rank	NSA	Name	Points	Diff.	DH	SL	GS	SG	AC	PAR	TE
1	SUI	Switzerland	4529		1359	983	823	1273	-	91	-
2	AUT	Austria	3635	894	860	1241	668	777	-	89	-
3	ITA	Italy	3629	900	1206	238	1096	1004	-	85	-
4	USA	United States of America	1864	2665	427	792	474	85	-	86	-
5	SVK	Slovakia	1352	3177	164	612	318	158	-	100	-
6	NOR	Norway	1273	3256	237	474	232	274	-	56	-
7	FRA	France	795	3734	40	70	428	227	-	30	-
8	SLO	Slovenia	771	3758	148	201	332	56	-	34	-
9	CAN	Canada	688	3841	128	369	66	125	-	-	-
10	GER	Germany	616	3913	265	271	18	51	-	11	-
11	CZE	Czech Republic	612	3917	206	159	11	236	-	-	-
12	SWE	Sweden	416	4113	3	183	172	8	-	50	-
13	NZL	New Zealand	226	4303	-	-	178	36	-	12	-
14	POL	Poland	141	4388	-	-	108	4	-	29	-
15	NED	Netherlands	72	4457	-	-	46	-	-	26	-
16	GBR	Great Britain	57	4472	-	36	7	-	-	14	-
17	RUS	Russian Federation	50	4479	18	-	13	19	-	-	-
18	JPN	Japan	49	4480	-	35	9	-	-	5	-
19	CRO	Croatia	34	4495	-	34	-	-	-	-	-
20	FIN	Finland	4	4525	-	4	-	-	-	-	-

Åre (SWE)

8th Women's Slalom

OVERALL FIS NATION CUP



Number of Nations: 23

Rk	NSA	Overall			DH Points			SL Points			GS Points			SG Points			AC Points			PAR Points			TE Points
		M+W	M	W	M+W	M	W	M+W	M	W	M+W	M	W	M+W	M	W	M+W	M	W	M+W	M	W	M+W
1	SUI	9467	4938	4529	2461	1102	1359	2240	1257	983	2341	1518	823	2244	971	1273	-	-	-	181	90	91	-
2	AUT	8420	4785	3635	2092	1232	860	2865	1624	1241	1320	652	668	1919	1142	777	-	-	-	224	135	89	-
3	ITA	5340	1711	3629	1767	561	1206	683	445	238	1502	406	1096	1303	299	1004	-	-	-	85	-	85	-
4	FRA	4364	3569	795	724	684	40	1071	1001	70	1616	1188	428	777	550	227	-	-	-	176	146	30	-
5	NOR	3976	2703	1273	578	341	237	1292	818	474	1148	916	232	746	472	274	-	-	-	212	156	56	-
6	USA	2943	1079	1864	888	461	427	819	27	792	787	313	474	363	278	85	-	-	-	86	-	86	-
7	GER	2222	1606	616	738	473	265	622	351	271	300	282	18	444	393	51	-	-	-	118	107	11	-
8	SVK	1469	117	1352	164	-	164	612	-	612	435	117	318	158	-	158	-	-	-	100	-	100	-
9	SLO	1374	603	771	276	128	148	316	115	201	616	284	332	112	56	56	-	-	-	54	20	34	-
10	CAN	1065	377	688	154	26	128	408	39	369	237	171	66	241	116	125	-	-	-	25	25	-	-
11	CRO	731	697	34	-	-	-	179	145	34	526	526	-	-	-	-	-	-	-	26	26	-	-
12	SWE	666	250	416	41	38	3	312	129	183	190	18	172	58	50	8	-	-	-	65	15	50	-
13	CZE	612	-	612	206	-	206	159	-	159	11	-	11	236	-	236	-	-	-	-	-	-	-
14	GBR	255	198	57	-	-	-	234	198	36	7	-	7	-	-	-	-	-	-	14	-	14	-
15	RUS	236	186	50	18	-	18	136	136	-	63	50	13	19	-	19	-	-	-	-	-	-	-
16	NZL	226	-	226	-	-	-	-	-	-	178	-	178	36	-	36	-	-	-	12	-	12	-
17	POL	141	-	141	-	-	-	-	-	-	108	-	108	4	-	4	-	-	-	29	-	29	-
18	BUL	83	83	-	-	-	-	83	83	-	-	-	-	-	-	-	-	-	-	-	-	-	-
19	NED	77	5	72	-	-	-	-	-	-	51	5	46	-	-	-	-	-	-	26	-	26	-
20	JPN	49	-	49	-	-	-	35	-	35	9	-	9	-	-	-	-	-	-	5	-	5	-
21	BEL	32	32	-	-	-	-	19	19	-	13	13	-	-	-	-	-	-	-	-	-	-	-
22	GRE	24	24	-	-	-	-	24	24	-	-	-	-	-	-	-	-	-	-	-	-	-	-
23	FIN	11	7	4	-	-	-	4	-	4	7	7	-	-	-	-	-	-	-	-	-	-	-

Åre (SWE)



8th Women's Slalom

BRANDS STANDINGS

Number of Brands: 8

Rank	Name	Points	Diff.	DH	SL	GS	SG	AC	PAR
1	Rossignol	3735		250	1670	1210	385	-	220
2	Head	3070	665	1020	630	210	1100	-	110
3	Atomic	2290	1445	980	620	420	270	-	-
4	Salomon	1275	2460	80	40	655	455	-	45
5	Fischer	255	3480	170	40	45	-	-	-
6	Stoeckli	175	3560	175	-	-	-	-	-
7	Voelkl	125	3610	-	-	125	-	-	-
8	Dynastar	40	3695	-	-	-	40	-	-



Åre (SWE)



8th Women's Slalom

OVERALL BRANDS STANDINGS

Number of Brands: 9

Rank	Brand	Overall			DH Points			SL Points			GS Points			SG Points			AC Points			PAR Points		
		M+W	M	W	M+W	M	W	M+W	M	W	M+W	M	W	M+W	M	W	M+W	M	W	M+W	M	W
1	Head	6710	3640	3070	2285	1265	1020	830	200	630	1385	1175	210	1940	840	1100	-	-	-	270	160	110
2	Rossignol	5985	2250	3735	505	255	250	2900	1230	1670	1700	490	1210	580	195	385	-	-	-	300	80	220
3	Atomic	4960	2670	2290	1300	320	980	1580	960	620	1155	735	420	880	610	270	-	-	-	45	45	-
4	Salomon	1890	615	1275	205	125	80	175	135	40	735	80	655	730	275	455	-	-	-	45	-	45
5	Stoeckli	1185	1010	175	320	145	175	-	-	-	625	625	-	240	240	-	-	-	-	-	-	-
6	Fischer	965	710	255	435	265	170	230	190	40	210	165	45	90	90	-	-	-	-	-	-	-
7	Voelkl	505	380	125	-	-	-	330	330	-	125	-	125	-	-	-	-	-	-	50	50	-
8	Dynastar	495	455	40	-	-	-	305	305	-	110	110	-	40	-	40	-	-	-	40	40	-
9	Nordica	370	370	-	260	260	-	110	110	-	-	-	-	-	-	-	-	-	-	-	-	-