




VAL GARDENA-GRÖDEN



AUDI FIS SKI WORLD CUP 2022/23



Val Gardena (ITA)

3rd Men's Downhill

ENTRY LIST BY NSA 1ST TRAINING

Number of Competitors: 77, Number of NSAs: 16

| NSA | FIS Code | Name | Date of Birth | FIS Points (1st of December 2022 - List 11) | | | | | | |
|-------------|--------------------|----------------------|---------------|---|--------------|--------------|-------------|--------------|--|--|
| | | | | DH | SL | GS | SG | AC | | |
| AUT (11) | 54371 | BABINSKY Stefan | 2 APR 1996 | 21.31 (73) | 443.61(4557) | 62.60(1119) | 14.43 (20) | 60.02 (76) | | |
| | 54528 | HACKER Felix | 28 AUG 1999 | 32.67 (118) | 45.45 (562) | 42.57 (488) | 27.14 (88) | 85.04 (201) | | |
| | 53975 | HEMETSBERGER Daniel | 23 MAY 1991 | 7.63 (16) | - | 168.21(3576) | 22.05 (62) | 181.79 (777) | | |
| | 54209 | KRENN Christoph | 7 JUL 1994 | 18.49 (53) | 432.56(4547) | 52.73 (783) | 19.12 (47) | 145.89 (548) | | |
| | 53980 | KRIECHMAYR Vincent | 1 OCT 1991 | 0.00 (1) | 807.06(4755) | 40.44 (430) | 1.87 (5) | 37.38 (21) | | |
| | 53902 | MAYER Matthias | 9 JUN 1990 | 0.72 (6) | 999.99(4779) | 27.36 (143) | 0.83 (4) | 16.91 (10) | | |
| | 54080 | NEUMAYER Christopher | 29 APR 1992 | 19.25 (63) | 999.99(4779) | 67.38(1296) | 21.40 (61) | 41.04 (24) | | |
| | 54538 | RIESER Stefan | 6 JAN 1999 | 28.06 (104) | 200.46(3817) | 47.03 (610) | 26.28 (83) | 155.61 (626) | | |
| | 54480 | SCHUETTER Julian | 14 MAR 1998 | 24.82 (89) | 710.27(4727) | 31.02 (219) | 18.23 (42) | 85.28 (203) | | |
| | 54005 | STRIEDINGER Otmar | 14 APR 1991 | 7.86 (17) | - | 541.89(4657) | 21.34 (60) | 261.72(1109) | | |
| 54481 | TRANINGER Manuel | 29 SEP 1998 | 26.22 (96) | 94.50(2069) | 35.64 (315) | 30.76 (108) | 63.57 (90) | | | |
| CAN (6) | 104537 | ALEXANDER Cameron | 31 MAY 1997 | 7.50 (15) | 123.74(2784) | 62.93(1136) | 28.43 (94) | 107.94 (320) | | |
| | 104708 | ALEXANDER Kyle | 17 MAR 1999 | 25.61 (92) | 46.22 (580) | 28.88 (177) | 16.22 (27) | 54.38 (62) | | |
| | 104531 | CRAWFORD James | 3 MAY 1997 | 3.52 (11) | 82.67(1723) | 40.04 (425) | 5.64 (7) | 7.33 (4) | | |
| | 104468 | READ Jeffrey | 1 OCT 1997 | 15.00 (41) | 26.99 (154) | 25.79 (124) | 20.43 (56) | 45.15 (30) | | |
| | 104272 | SEGER Brodie | 28 DEC 1995 | 12.09 (29) | 73.47(1410) | 28.01 (155) | 17.19 (32) | 38.80 (23) | | |
| 104096 | THOMPSON Broderick | 19 APR 1994 | 18.70 (57) | 70.19(1288) | 79.01(1708) | 15.79 (25) | 29.86 (16) | | | |
| CHI (1) | 110324 | von APPEN Henrik | 15 DEC 1994 | 19.66 (66) | 183.59(3647) | 88.98(2020) | 18.07 (40) | 95.65 (252) | | |
| ESP (1) | 492063 | ETXEZARRETA Adur | 27 JAN 1996 | 17.35 (50) | 742.58(4743) | 103.37(2424) | 28.79 (96) | 230.34 (988) | | |
| FIN (1) | 180877 | LEHTO Elian | 2 JUN 2000 | 33.77 (124) | 46.15 (576) | 26.54 (133) | 46.68 (213) | 86.41 (209) | | |
| FRA (9) | 194858 | ALLEGRE Nils | 2 JAN 1994 | 20.37 (70) | 270.12(4221) | 93.06(2162) | 17.32 (34) | 36.33 (19) | | |
| | 6190179 | ALPHAND Nils | 16 JUN 1996 | 24.27 (85) | 450.48(4566) | 196.29(3871) | 38.42 (152) | 130.23 (449) | | |
| | 6190459 | ALPHAND Sam | 29 SEP 1997 | 18.84 (58) | 115.52(2602) | 219.15(4050) | 34.57 (121) | 105.57 (305) | | |
| | 6190176 | BAILET Matthieu | 23 APR 1996 | 10.81 (25) | 368.24(4448) | 115.77(2710) | 16.99 (31) | 145.53 (545) | | |
| | 191740 | CLAREY Johan | 8 JAN 1981 | 2.88 (10) | - | 153.90(3402) | 17.86 (38) | 999.99(1493) | | |
| | 194298 | GIEZENDANNER Blaise | 29 NOV 1991 | 11.42 (27) | 999.99(4779) | 323.90(4418) | 19.52 (53) | 99.18 (268) | | |
| | 194873 | SARRAZIN Cyprien | 13 OCT 1994 | 30.98 (113) | 64.76(1126) | 16.64 (39) | 16.32 (28) | 53.52 (58) | | |
| | 6190006 | SCHULLER Victor | 11 JAN 1995 | 20.06 (68) | 574.47(4668) | 68.94(1344) | 37.68 (146) | 129.11 (441) | | |
| 192746 | THEAUX Adrien | 18 SEP 1984 | 9.78 (18) | 211.40(3916) | 999.99(4766) | 8.20 (12) | 54.18 (61) | | | |
| GER (8) | 51215 | BAUMANN Romed | 14 JAN 1986 | 10.39 (21) | 999.99(4779) | 96.02(2232) | 10.52 (14) | 76.61 (160) | | |
| | 202922 | BRENCE Christoph | 10 MAY 1999 | 35.55 (132) | 380.66(4470) | 112.15(2640) | 36.42 (136) | 194.36 (832) | | |
| | 202535 | DRESSEN Thomas | 22 NOV 1993 | 0.00 (1) | 100.31(2223) | 79.86(1739) | 5.43 (6) | 21.18 (14) | | |
| | 202059 | FERSTL Josef | 29 DEC 1988 | 11.25 (26) | 999.99(4779) | 89.09(2023) | 12.96 (17) | 200.88 (873) | | |
| | 200379 | SANDER Andreas | 13 JUN 1989 | 12.84 (33) | 999.99(4779) | 999.99(4766) | 15.91 (26) | 151.28 (591) | | |
| | 202926 | SCHRAMM Jacob | 8 JAN 1999 | 27.48 (100) | 206.51(3875) | 69.66(1362) | 35.05 (126) | 90.09 (232) | | |
| | 202345 | SCHWAIGER Dominik | 1 MAY 1991 | 14.41 (39) | 302.00(4321) | 78.32(1678) | 41.58 (170) | 133.65 (469) | | |
| | 203096 | VOGT Luis | 21 FEB 2002 | 24.45 (87) | 108.48(2412) | 56.66 (896) | 34.88 (123) | 133.97 (471) | | |
| ISR (1) | 240148 | SZOLLOS Barnabas | 13 DEC 1998 | 39.14 (140) | 28.65 (177) | 36.54 (338) | 44.29 (193) | 18.86 (11) | | |

Page 1/2

Data Processing by LONGINES

www.fis-ski.com

LONGINES Timing

Generation date : MON 12 DEC 2022

Time : 20:23

Document: C32E 1.0



Val Gardena (ITA)

3rd Men's Downhill

ENTRY LIST BY NSA 1ST TRAINING

Number of Competitors: 77, Number of NSAs: 16


| NSA | FIS Code | Name | Date of Birth | FIS Points (1st of December 2022 - List 11) | | | | | | |
|--------------------|---------------------|----------------------------------|---------------|---|--------------|--------------|--------------|--------------|--|--|
| | | | | DH | SL | GS | SG | AC | | |
| ITA (11) | 6290845 | BOSCA Guglielmo | 5 JUN 1993 | 12.82 (32) | 236.24(4065) | 83.21(1861) | 19.04 (46) | 98.87 (264) | | |
| | 990081 | CASSE Mattia | 19 FEB 1990 | 12.15 (30) | 999.99(4779) | 122.94(2853) | 19.37 (49) | 81.30 (184) | | |
| | 6293831 | FRANZONI Giovanni | 30 MAR 2001 | 25.86 (94) | 32.24 (245) | 18.59 (56) | 15.00 (22) | 57.60 (69) | | |
| | 6293164 | FRANZOSO Matteo | 16 SEP 1999 | 31.61 (116) | 41.45 (463) | 39.73 (415) | 19.00 (45) | 71.09 (125) | | |
| | 293006 | INNERHOFER Christof | 17 DEC 1984 | 13.84 (35) | 136.83(3027) | 64.89(1197) | 16.60 (29) | 47.10 (33) | | |
| | 293550 | MARSAGLIA Matteo | 5 OCT 1985 | 14.78 (40) | 999.99(4779) | 119.16(2782) | 23.07 (65) | 284.97(1158) | | |
| | 6292783 | MOLTENI Nicolo | 27 JUL 1998 | 13.91 (37) | 400.04(4500) | 157.44(3446) | 24.00 (68) | 91.23 (239) | | |
| | 291459 | PARIS Dominik | 14 APR 1989 | 0.00 (1) | - | 159.11(3474) | 7.00 (11) | 60.18 (79) | | |
| | 6291625 | SCHIEDER Florian | 26 DEC 1995 | 22.22 (76) | 309.86(4339) | 71.53(1444) | 26.72 (85) | 65.78 (102) | | |
| | 6292503 | SIMONI Federico | 24 JAN 1997 | 20.72 (72) | 311.40(4345) | 194.04(3855) | 27.98 (91) | 220.52 (942) | | |
| 6291053 | ZAZZI Pietro | 22 JUL 1994 | 24.75 (88) | 712.20(4729) | 120.23(2802) | 36.01 (134) | 118.55 (376) | | | |
| LIE (2) | 350097 | GAUER Nico | 9 APR 1996 | 21.50 (74) | 131.00(2930) | 181.07(3720) | 35.83 (133) | 94.89 (249) | | |
| | 350095 | PIFFNER Marco | 25 MAR 1994 | 18.51 (54) | 65.51(1149) | 140.99(3186) | 30.13 (102) | 53.57 (59) | | |
| MON (1) | 370031 | ALESSANDRIA Arnaud | 15 JUL 1993 | 34.97 (129) | 999.99(4779) | 167.24(3567) | 53.61 (272) | 137.63 (495) | | |
| NOR (4) | 422676 | FOSSLAND Markus Nordgaard | 5 JAN 1999 | 22.99 (80) | 197.46(3794) | 55.95 (875) | 18.39 (43) | 105.78 (308) | | |
| | 422139 | KILDE Aleksander Aamodt | 21 SEP 1992 | 0.00 (1) | 517.28(4633) | 14.59 (29) | 0.00 (1) | 6.36 (3) | | |
| | 422403 | ROEA Henrik | 5 AUG 1995 | 19.60 (65) | 123.51(2779) | 30.05 (200) | 38.30 (149) | 82.36 (188) | | |
| | 422310 | SEJERSTED Adrian Smiseth | 16 JUL 1994 | 16.16 (45) | 461.87(4585) | 163.89(3524) | 10.71 (15) | 68.88 (115) | | |
| SLO (2) | 561255 | CATER Martin | 20 DEC 1992 | 9.85 (19) | 250.64(4147) | 45.88 (576) | 17.99 (39) | 53.77 (60) | | |
| | 561310 | HROBAT Miha | 3 FEB 1995 | 19.88 (67) | 125.91(2839) | 61.82(1091) | 26.22 (82) | 73.87 (143) | | |
| SUI (10) | 512352 | CHABLOZ Yannick | 17 MAR 1999 | 12.15 (30) | 70.86(1316) | 37.75 (360) | 28.17 (92) | 41.49 (25) | | |
| | 511383 | FEUZ Beat | 11 FEB 1987 | 0.00 (1) | 999.99(4779) | 395.54(4536) | 6.10 (9) | 286.95(1167) | | |
| | 512124 | HINTERMANN Niels | 5 MAY 1995 | 1.64 (8) | 423.57(4531) | 351.54(4472) | 13.58 (19) | 51.09 (45) | | |
| | 512042 | KRYENBUEHL Urs | 28 JAN 1994 | 18.94 (60) | 603.54(4687) | 246.60(4184) | 26.62 (84) | 77.64 (165) | | |
| | 512408 | MONNEY Alexis | 8 JAN 2000 | 18.12 (52) | 186.50(3684) | 39.29 (403) | 25.07 (72) | 62.46 (85) | | |
| | 511896 | MURISIER Justin | 8 JAN 1992 | 19.05 (62) | 58.95 (928) | 6.73 (17) | 14.92 (21) | 9.26 (5) | | |
| | 512269 | ODERMATT Marco | 8 OCT 1997 | 2.29 (9) | 201.90(3830) | 0.00 (1) | 0.00 (1) | 86.37 (208) | | |
| | 512281 | ROESTI Lars | 19 JAN 1998 | 15.66 (43) | 243.27(4107) | 115.70(2708) | 26.76 (86) | 87.84 (216) | | |
| | 512038 | ROGENTIN Stefan | 16 MAY 1994 | 11.93 (28) | 177.51(3595) | 70.04(1380) | 12.41 (16) | 51.51 (47) | | |
| | 512039 | ROULIN Gilles | 14 MAY 1994 | 17.06 (48) | 62.06(1035) | 27.90 (154) | 20.57 (57) | 60.17 (78) | | |
| SVK (1) | 700878 | BENDIK Martin | 27 APR 1993 | 34.76 (128) | 999.99(4779) | 241.97(4167) | 52.90 (263) | 106.06 (310) | | |
| USA (8) | 6531444 | ARVIDSSON Erik | 3 SEP 1996 | 28.68 (106) | 34.14 (284) | 36.45 (334) | 30.28 (104) | 88.34 (220) | | |
| | 6530104 | BENNETT Bryce | 14 JUL 1992 | 5.80 (12) | 201.90(3830) | 554.72(4663) | 24.65 (71) | 55.38 (65) | | |
| | 6530319 | COCHRAN-SIEGLE Ryan | 27 MAR 1992 | 10.59 (23) | 176.48(3581) | 17.80 (50) | 6.39 (10) | 37.94 (22) | | |
| | 530874 | GANONG Travis | 14 JUL 1988 | 10.38 (20) | 999.99(4779) | 868.14(4753) | 10.06 (13) | 389.57(1354) | | |
| | 934643 | GOLDBERG Jared | 17 JUN 1991 | 13.53 (34) | 417.56(4519) | 185.52(3771) | 24.45 (70) | 74.04 (144) | | |
| | 6531520 | MORSE Sam | 27 MAY 1996 | 18.58 (56) | 108.98(2422) | 80.69(1772) | 34.35 (118) | 143.19 (531) | | |
| | 6532123 | NEGOMIR Kyle | 3 OCT 1998 | 32.99 (122) | 25.32 (128) | 26.25 (130) | 24.11 (69) | 80.40 (181) | | |
| | 533866 | NYMAN Steven | 12 FEB 1982 | 14.08 (38) | 999.99(4779) | 280.92(4316) | 26.09 (80) | 197.33 (848) | | |

Legend:

- No points



VAL GARDENA-GRÖDEN



AUDI FIS SKI WORLD CUP 2022/23



Val Gardena (ITA)

3rd Men's Downhill

TUE 13 DEC 2022

Start Time 11:45

DRAW LIST 1ST TRAINING

Number of Competitors: 77, Number of NSAs: 16

Rank 80 in the FIS List: FOSSLAND Markus Nordgaard 22.99 FIS Points

| No. | FIS Code | Name | NSA Code | WCSL-DH | WCSL-O | FIS DH |
|-----|----------|--------------------------|----------|----------|----------|------------|
| 1 | 422139 | KILDE Aleksander Aamodt | NOR | 776 (1) | 1513 (2) | 0.00 (1) |
| 2 | 511383 | FEUZ Beat | SUI | 687 (2) | 859 (6) | 0.00 (1) |
| 3 | 512269 | ODERMATT Marco | SUI | 619 (3) | 1983 (1) | 2.29 (9) |
| 4 | 53902 | MAYER Matthias | AUT | 592 (4) | 1045 (4) | 0.72 (6) |
| 5 | 53980 | KRIECHMAYR Vincent | AUT | 500 (5) | 910 (5) | 0.00 (1) |
| 6 | 291459 | PARIS Dominik | ITA | 498 (6) | 634 (11) | 0.00 (1) |
| 7 | 512124 | HINTERMANN Niels | SUI | 439 (7) | 495 (14) | 1.64 (8) |
| 8 | 53975 | HEMETSBERGER Daniel | AUT | 404 (8) | 442 (16) | 7.63 (16) |
| 9 | 191740 | CLAREY Johan | FRA | 383 (9) | 430 (18) | 2.88 (10) |
| 10 | 6530319 | COCHRAN-SIEGLE Ryan | USA | 280 (10) | 463 (15) | 10.59 (23) |
| 11 | 104531 | CRAWFORD James | CAN | 251 (11) | 568 (13) | 3.52 (11) |
| 12 | 202535 | DRESSEN Thomas | GER | 230 (12) | 297 (30) | 0.00 (1) |
| 13 | 54005 | STRIEDINGER Otmar | AUT | 207 (13) | 219 (45) | 7.86 (17) |
| 14 | 530874 | GANONG Travis | USA | 207 (13) | 325 (26) | 10.38 (20) |
| 15 | 51215 | BAUMANN Romed | GER | 202 (15) | 348 (24) | 10.39 (21) |
| 16 | 6530104 | BENNETT Bryce | USA | 184 (17) | 189 (54) | 5.80 (12) |
| 17 | 202345 | SCHWAIGER Dominik | GER | 170 (18) | 170 (59) | 14.41 (39) |
| 18 | 293550 | MARSAGLIA Matteo | ITA | 160 (19) | 179 (57) | 14.78 (40) |
| 19 | 293006 | INNERHOFER Christof | ITA | 127 (21) | 220 (44) | 13.84 (35) |
| 20 | 202059 | FERSTL Josef | GER | 119 (22) | 190 (53) | 11.25 (26) |
| 21 | 512038 | ROGENTIN Stefan | SUI | 116 (23) | 310 (29) | 11.93 (28) |
| 22 | 6190176 | BAILET Matthieu | FRA | 114 (24) | 264 (36) | 10.81 (25) |
| 23 | 561255 | CATER Martin | SLO | 110 (25) | 155 (62) | 9.85 (19) |
| 24 | 104537 | ALEXANDER Cameron | CAN | 100 (28) | 100 (82) | 7.50 (15) |
| 25 | 990081 | CASSE Mattia | ITA | 82 (29) | 158 (61) | 12.15 (30) |
| 26 | 422310 | SEJERSTED Adrian Smiseth | NOR | 68 (31) | 177 (58) | 16.16 (45) |
| 27 | 194298 | GIEZENDANNER Blaise | FRA | 64 (32) | 140 (66) | 11.42 (27) |
| 28 | 200379 | SANDER Andreas | GER | 64 (32) | 262 (37) | 12.84 (33) |
| 29 | 934643 | GOLDBERG Jared | USA | 56 (34) | 57 (96) | 13.53 (34) |
| 30 | 533866 | NYMAN Steven | USA | 55 (35) | 57 (96) | 14.08 (38) |
| 31 | 192746 | THEAUX Adrien | FRA | 19 (46) | 19 (132) | 9.78 (18) |
| 32 | 104272 | SEGER Brodie | CAN | 22 (43) | 101 (81) | 12.09 (29) |
| 33 | 512352 | CHABLOZ Yannick | SUI | 17 (47) | 17 (137) | 12.15 (30) |
| 34 | 6290845 | BOSCA Guglielmo | ITA | 43 (38) | 84 (86) | 12.82 (32) |
| 35 | 6292783 | MOLTENI Nicolo | ITA | 28 (42) | 28 (122) | 13.91 (37) |
| 36 | 104468 | READ Jeffrey | CAN | 41 (41) | 64 (92) | 15.00 (41) |
| 37 | 512281 | ROESTI Lars | SUI | 6 (54) | 6 (158) | 15.66 (43) |
| 38 | 512039 | ROULIN Gilles | SUI | 51 (36) | 51 (102) | 17.06 (48) |



Val Gardena (ITA)


3rd Men's Downhill

TUE 13 DEC 2022

DRAW LIST 1ST TRAINING

Start Time 11:45

Number of Competitors: 77, Number of NSAs: 16

Rank 80 in the FIS List: FOSSLAND Markus Nordgaard 22.99 FIS Points

| No. | FIS Code | Name | NSA Code | WCSL-DH | WCSL-O | FIS DH |
|-----|----------|---------------------------|----------|---------|----------|--------------|
| 39 | 492063 | ETXEZARRETA Adur | ESP | - | - | 17.35 (50) |
| 40 | 512408 | MONNEY Alexis | SUI | 4 (56) | 4 (165) | 18.12 (52) |
| 41 | 54209 | KRENN Christoph | AUT | - | - | 18.49 (53) |
| 42 | 350095 | PIFFNER Marco | LIE | - | 24 (128) | 18.51 (54) |
| 43 | 6531520 | MORSE Sam | USA | - | - | 18.58 (56) |
| 44 | 104096 | THOMPSON Broderick | CAN | 3 (58) | 106 (78) | 18.70 (57) |
| 45 | 6190459 | ALPHAND Sam | FRA | 7 (52) | 7 (151) | 18.84 (58) |
| 46 | 512042 | KRYENBUEHL Urs | SUI | 42 (39) | 59 (95) | 18.94 (60) |
| 47 | 511896 | MURISIER Justin | SUI | 5 (55) | 354 (22) | 19.05 (62) |
| 48 | 54080 | NEUMAYER Christopher | AUT | - | - | 19.25 (63) |
| 49 | 422403 | ROEA Henrik | NOR | - | - | 19.60 (65) |
| 50 | 110324 | von APPEN Henrik | CHI | - | 31 (117) | 19.66 (66) |
| 51 | 561310 | HROBAT Miha | SLO | 51 (36) | 51 (102) | 19.88 (67) |
| 52 | 6190006 | SCHULLER Victor | FRA | - | - | 20.06 (68) |
| 53 | 194858 | ALLEGRE Nils | FRA | 20 (45) | 113 (75) | 20.37 (70) |
| 54 | 6292503 | SIMONI Federico | ITA | - | - | 20.72 (72) |
| 55 | 54371 | BABINSKY Stefan | AUT | 4 (56) | 64 (92) | 21.31 (73) |
| 56 | 350097 | GAUER Nico | LIE | - | - | 21.50 (74) |
| 57 | 6291625 | SCHIEDER Florian | ITA | 3 (58) | 3 (168) | 22.22 (76) |
| 58 | 422676 | FOSSLAND Markus Nordgaard | NOR | - | - | 22.99 (80) |
| 59 | 6190179 | ALPHAND Nils | FRA | - | - | >24.27 (85) |
| 60 | 203096 | VOGT Luis | GER | - | - | >24.45 (87) |
| 61 | 6291053 | ZAZZI Pietro | ITA | 7 (52) | 7 (151) | >24.75 (88) |
| 62 | 54480 | SCHUETTER Julian | AUT | - | 13 (142) | >24.82 (89) |
| 63 | 104708 | ALEXANDER Kyle | CAN | - | - | >25.61 (92) |
| 64 | 6293831 | FRANZONI Giovanni | ITA | - | 7 (151) | >25.86 (94) |
| 65 | 54481 | TRANINGER Manuel | AUT | - | - | >26.22 (96) |
| 66 | 202926 | SCHRAMM Jacob | GER | - | - | >27.48 (100) |
| 67 | 54538 | RIESER Stefan | AUT | - | - | >28.06 (104) |
| 68 | 6531444 | ARVIDSSON Erik | USA | - | - | >28.68 (106) |
| 69 | 194873 | SARRAZIN Cyprien | FRA | - | 71 (88) | >30.98 (113) |
| 70 | 6293164 | FRANZOSO Matteo | ITA | - | - | >31.61 (116) |
| 71 | 54528 | HACKER Felix | AUT | - | - | >32.67 (118) |
| 72 | 6532123 | NEGOMIR Kyle | USA | - | 8 (150) | >32.99 (122) |
| 73 | 180877 | LEHTO Elian | FIN | - | - | >33.77 (124) |
| 74 | 700878 | BENDIK Martin | SVK | - | - | >34.76 (128) |
| 75 | 370031 | ALESSANDRIA Arnaud | MON | - | - | >34.97 (129) |
| 76 | 202922 | BRENCE Christoph | GER | - | - | >35.55 (132) |
| 77 | 240148 | SZOLLOS Barnabas | ISR | - | 40 (109) | >39.14 (140) |

| | | | | | | |
|----------------|---|--|---|---|---------------|---|
| Legend: | - | No points | > | Greater than 80th rank in the FIS points list | | |
| FIS DH | | FIS points for Downhill (11th FIS points list 2022/2023) | | | No. | Control Number |
| WCSL-DH | | FIS World Cup Start List points for Downhill | | | WCSL-O | Overall FIS World Cup Start List points |



VAL GARDENA-GRÖDEN

Audi
FIS Ski World Cup

AUDI FIS SKI WORLD CUP 2022/23

Val Gardena (ITA)



3rd Men's Downhill

TUE 13 DEC 2022

Start Time 11:45

START LIST 1ST TRAINING

Number of Competitors: 77, Number of NSAs: 16

| Bib | FIS Code | Name | Year of Birth | NSA Code | Time | Ski |
|-----|----------|--------------------------|---------------|----------|------|-----------|
| 1 | 202345 | SCHWAIGER Dominik | 1991 | GER | | Head |
| 2 | 293550 | MARSAGLIA Matteo | 1985 | ITA | | Fischer |
| 3 | 202535 | DRESSEN Thomas | 1993 | GER | | Rossignol |
| 4 | 54005 | STRIEDINGER Otmar | 1991 | AUT | | Salomon |
| 5 | 51215 | BAUMANN Romed | 1986 | GER | | Salomon |
| 6 | 191740 | CLAREY Johan | 1981 | FRA | | Head |
| 7 | 53980 | KRIECHMAYR Vincent | 1991 | AUT | | Head |
| 8 | 422139 | KILDE Aleksander Aamodt | 1992 | NOR | | Atomic |
| 9 | 6530319 | COCHRAN-SIEGLE Ryan | 1992 | USA | | Head |
| 10 | 291459 | PARIS Dominik | 1989 | ITA | | Nordica |
| 11 | 512269 | ODERMATT Marco | 1997 | SUI | | Stoekli |
| 12 | 53975 | HEMETSBERGER Daniel | 1991 | AUT | | Fischer |
| 13 | 53902 | MAYER Matthias | 1990 | AUT | | Head |
| 14 | 512124 | HINTERMANN Niels | 1995 | SUI | | Atomic |
| 15 | 511383 | FEUZ Beat | 1987 | SUI | | Head |
| 16 | 104531 | CRAWFORD James | 1997 | CAN | | Head |
| 17 | 293006 | INNERHOFER Christof | 1984 | ITA | | Rossignol |
| 18 | 6530104 | BENNETT Bryce | 1992 | USA | | Fischer |
| 19 | 530874 | GANONG Travis | 1988 | USA | | Atomic |
| 20 | 202059 | FERSTL Josef | 1988 | GER | | Head |
| 21 | 104537 | ALEXANDER Cameron | 1997 | CAN | | Rossignol |
| 22 | 561255 | CATER Martin | 1992 | SLO | | Salomon |
| 23 | 194298 | GIEZENDANNER Blaise | 1991 | FRA | | Atomic |
| 24 | 6190176 | BAILET Matthieu | 1996 | FRA | | Head |
| 25 | 533866 | NYMAN Steven | 1982 | USA | | Fischer |
| 26 | 512038 | ROGENTIN Stefan | 1994 | SUI | | Fischer |
| 27 | 934643 | GOLDBERG Jared | 1991 | USA | | Rossignol |
| 28 | 200379 | SENDER Andreas | 1989 | GER | | Atomic |
| 29 | 422310 | SEJERSTED Adrian Smiseth | 1994 | NOR | | Atomic |
| 30 | 990081 | CASSE Mattia | 1990 | ITA | | Rossignol |
| 31 | 192746 | THEAUX Adrien | 1984 | FRA | | Head |
| 32 | 104272 | SEGER Brodie | 1995 | CAN | | Atomic |
| 33 | 512352 | CHABLOZ Yannick | 1999 | SUI | | Nordica |
| 34 | 6290845 | BOSCA Guglielmo | 1993 | ITA | | Head |
| 35 | 6292783 | MOLTENI Nicolo | 1998 | ITA | | Head |
| 36 | 104468 | READ Jeffrey | 1997 | CAN | | Atomic |
| 37 | 512281 | ROESTI Lars | 1998 | SUI | | Rossignol |
| 38 | 512039 | ROULIN Gilles | 1994 | SUI | | Head |
| 39 | 492063 | ETXEZARRETA Adur | 1996 | ESP | | Head |
| 40 | 512408 | MONNEY Alexis | 2000 | SUI | | Stoekli |
| 41 | 54209 | KRENN Christoph | 1994 | AUT | | Augment |
| 42 | 350095 | PIFFNER Marco | 1994 | LIE | | |
| 43 | 6531520 | MORSE Sam | 1996 | USA | | Fischer |
| 44 | 104096 | THOMPSON Broderick | 1994 | CAN | | Head |



Number of Competitors: 77, Number of NSAs: 16

| Bib | FIS Code | Name | Year of Birth | NSA Code | Time | Ski |
|-----|----------|---------------------------|---------------|----------|------|-----------|
| 45 | 6190459 | ALPHAND Sam | 1997 | FRA | | Rossignol |
| 46 | 512042 | KRYENBUEHL Urs | 1994 | SUI | | Fischer |
| 47 | 511896 | MURISIER Justin | 1992 | SUI | | Head |
| 48 | 54080 | NEUMAYER Christopher | 1992 | AUT | | Salomon |
| 49 | 422403 | ROEA Henrik | 1995 | NOR | | Nordica |
| 50 | 110324 | von APPEN Henrik | 1994 | CHI | | Head |
| 51 | 561310 | HROBAT Miha | 1995 | SLO | | Atomic |
| 52 | 6190006 | SCHULLER Victor | 1995 | FRA | | Atomic |
| 53 | 194858 | ALLEGRE Nils | 1994 | FRA | | Salomon |
| 54 | 6292503 | SIMONI Federico | 1997 | ITA | | Rossignol |
| 55 | 54371 | BABINSKY Stefan | 1996 | AUT | | Head |
| 56 | 350097 | GAUER Nico | 1996 | LIE | | Salomon |
| 57 | 6291625 | SCHIEDER Florian | 1995 | ITA | | Atomic |
| 58 | 422676 | FOSSLAND Markus Nordgaard | 1999 | NOR | | Atomic |
| 59 | 6190179 | ALPHAND Nils | 1996 | FRA | | Head |
| 60 | 203096 | VOGT Luis | 2002 | GER | | Rossignol |
| 61 | 6291053 | ZAZZI Pietro | 1994 | ITA | | Salomon |
| 62 | 54480 | SCHUETTER Julian | 1998 | AUT | | Atomic |
| 63 | 104708 | ALEXANDER Kyle | 1999 | CAN | | Rossignol |
| 64 | 6293831 | FRANZONI Giovanni | 2001 | ITA | | Rossignol |
| 65 | 54481 | TRANINGER Manuel | 1998 | AUT | | Atomic |
| 66 | 202926 | SCHRAMM Jacob | 1999 | GER | | Head |
| 67 | 54538 | RIESER Stefan | 1999 | AUT | | Atomic |
| 68 | 6531444 | ARVIDSSON Erik | 1996 | USA | | Head |
| 69 | 194873 | SARRAZIN Cyprien | 1994 | FRA | | Rossignol |
| 70 | 6293164 | FRANZOSO Matteo | 1999 | ITA | | Atomic |
| 71 | 54528 | HACKER Felix | 1999 | AUT | | Atomic |
| 72 | 6532123 | NEGOMIR Kyle | 1998 | USA | | Atomic |
| 73 | 180877 | LEHTO Elian | 2000 | FIN | | Augment |
| 74 | 700878 | BENDIK Martin | 1993 | SVK | | Atomic |
| 75 | 370031 | ALESSANDRIA Arnaud | 1993 | MON | | Salomon |
| 76 | 202922 | BRENCE Christoph | 1999 | GER | | Atomic |
| 77 | 240148 | SZOLLOS Barnabas | 1998 | ISR | | Kaestle |

Jury

| | | |
|------------------------|----------------|-----|
| FIS Technical Delegate | GICHEV Viktor | BUL |
| Referee | WALDNER Markus | FIS |
| Assistant Referee | TRINKL Hannes | FIS |
| Chief of Race | SENONER Rainer | ITA |

Technical Data

| | |
|---------------------|-------------|
| Course Name | Saslong |
| Start Altitude | 2249m |
| Finish Altitude | 1410m |
| Vertical Drop | 839m |
| Course Length | 3446m |
| Homologation Number | 14179/11/21 |

Race Information

| | | |
|---------------|---------------|-----|
| Course Setter | TRINKL Hannes | FIS |
| Gates | 37 | |
| Start Time | 11:45 | |

Forerunners:

| | | | | | |
|------------------------|-----|-----------------------|-----|-----------------------|-----|
| F1 - RANZI Maximilian | ITA | F2 - ALLIOD Benjamin | ITA | F3 - SCUSSEL Federico | ITA |
| F4 - BERNARDI Gregorio | ITA | F5 - ABBRUZZESE Marco | ITA | | |


Legend:

YB Year of Birth

Audi FIS Ski World Cup 15.-17.12.2022



VAL GARDENA-GRÖDEN



AUDI FIS SKI WORLD CUP 2022/23



Val Gardena (ITA)

3rd Men's Downhill

TUE 13 DEC 2022

Start Time 11:45

OFFICIAL RESULTS 1ST TRAINING

Number of Competitors: 77, Number of NSAs: 16

| Rank | Bib | FIS Code | Name | YB | NSA Code | Time | Difference | Distance (m) | Ski |
|------|-----|----------|---------------------------|------|----------|---------|------------|--------------|-----------|
| 1 | 53 | 194858 | ALLEGRE Nils | 1994 | FRA | 2:06.13 | | | Salomon |
| 2 | 30 | 990081 | CASSE Mattia | 1990 | ITA | 2:06.18 | 0.05 | 1.37 | Rossignol |
| 3 | 58 | 422676 | FOSSLAND Markus Nordgaard | 1999 | NOR | 2:06.54 | 0.41 | 11.17 | Atomic |
| 3 | 54 | 6292503 | SIMONI Federico | 1997 | ITA | 2:06.54 | 0.41 | 11.17 | Rossignol |
| 5 | 5 | 51215 | BAUMANN Romed | 1986 | GER | 2:06.56 | 0.43 | 11.71 | Salomon |
| 6 | 59 | 6190179 | ALPHAND Nils | 1996 | FRA | 2:06.62 | 0.49 | 13.34 | Head |
| 7 | 31 | 192746 | THEAUX Adrien | 1984 | FRA | 2:06.77 | 0.64 | 17.40 | Head |
| 8 | 27 | 934643 | GOLDBERG Jared | 1991 | USA | 2:06.87 | 0.74 | 20.10 | Rossignol |
| 9 | 45 | 6190459 | ALPHAND Sam | 1997 | FRA | 2:06.88 | 0.75 | 20.37 | Rossignol |
| 10 | 55 | 54371 | BABINSKY Stefan | 1996 | AUT | 2:06.91 | 0.78 | 21.18 | Head |
| 10 | 19 | 530874 | GANONG Travis | 1988 | USA | 2:06.91 | 0.78 | 21.18 | Atomic |
| 12 | 18 | 6530104 | BENNETT Bryce | 1992 | USA | 2:06.92 | 0.79 | 21.45 | Fischer |
| 13 | 6 | 191740 | CLAREY Johan | 1981 | FRA | 2:06.93 | 0.80 | 21.72 | Head |
| 14 | 8 | 422139 | KILDE Aleksander Aamodt | 1992 | NOR | 2:06.94 | 0.81 | 21.99 | Atomic |
| 15 | 69 | 194873 | SARRAZIN Cyprien | 1994 | FRA | 2:07.11 | 0.98 | 26.57 | Rossignol |
| 16 | 28 | 200379 | SANDER Andreas | 1989 | GER | 2:07.17 | 1.04 | 28.18 | Atomic |
| 17 | 60 | 203096 | VOGT Luis | 2002 | GER | 2:07.26 | 1.13 | 30.60 | Rossignol |
| 18 | 20 | 202059 | FERSTL Josef | 1988 | GER | 2:07.30 | 1.17 | 31.67 | Head |
| 19 | 46 | 512042 | KRYENBUEHL Urs | 1994 | SUI | 2:07.36 | 1.23 | 33.28 | Fischer |
| 20 | 37 | 512281 | ROESTI Lars | 1998 | SUI | 2:07.38 | 1.25 | 33.82 | Rossignol |
| 20 | 4 | 54005 | STRIEDINGER Otmar | 1991 | AUT | 2:07.38 | 1.25 | 33.82 | Salomon |
| 22 | 33 | 512352 | CHABLOZ Yannick | 1999 | SUI | 2:07.40 | 1.27 | 34.35 | Nordica |
| 23 | 26 | 512038 | ROGENTIN Stefan | 1994 | SUI | 2:07.48 | 1.35 | 36.49 | Fischer |
| 24 | 14 | 512124 | HINTERMANN Niels | 1995 | SUI | 2:07.49 | 1.36 | 36.76 | Atomic |
| 25 | 17 | 293006 | INNERHOFER Christof | 1984 | ITA | 2:07.53 | 1.40 | 37.83 | Rossignol |
| 26 | 67 | 54538 | RIESER Stefan | 1999 | AUT | 2:07.57 | 1.44 | 38.90 | Atomic |
| 27 | 51 | 561310 | HROBAT Miha | 1995 | SLO | 2:07.59 | 1.46 | 39.43 | Atomic |
| 27 | 34 | 6290845 | BOSCA Guglielmo | 1993 | ITA | 2:07.59 | 1.46 | 39.43 | Head |
| 29 | 23 | 194298 | GIEZENDANNER Blaise | 1991 | FRA | 2:07.62 | 1.49 | 40.23 | Atomic |
| 30 | 7 | 53980 | KRIECHMAYR Vincent | 1991 | AUT | 2:07.71 | 1.58 | 42.63 | Head |
| 31 | 13 | 53902 | MAYER Matthias | 1990 | AUT | 2:07.72 | 1.59 | 42.90 | Head |
| 32 | 44 | 104096 | THOMPSON Broderick | 1994 | CAN | 2:07.74 | 1.61 | 43.43 | Head |
| 33 | 24 | 6190176 | BAILET Matthieu | 1996 | FRA | 2:07.75 | 1.62 | 43.70 | Head |
| 34 | 70 | 6293164 | FRANZOSO Matteo | 1999 | ITA | 2:07.79 | 1.66 | 44.76 | Atomic |
| 35 | 57 | 6291625 | SCHIEDER Florian | 1995 | ITA | 2:07.86 | 1.73 | 46.63 | Atomic |
| 35 | 29 | 422310 | SEJERSTED Adrian Smiseth | 1994 | NOR | 2:07.86 | 1.73 | 46.63 | Atomic |
| 37 | 10 | 291459 | PARIS Dominik | 1989 | ITA | 2:07.87 | 1.74 | 46.89 | Nordica |
| 38 | 50 | 110324 | von APPEN Henrik | 1994 | CHI | 2:08.01 | 1.88 | 50.61 | Head |
| 38 | 35 | 6292783 | MOLTENI Nicolò | 1998 | ITA | 2:08.01 | 1.88 | 50.61 | Head |
| 40* | 3 | 202535 | DRESSEN Thomas | 1993 | GER | 2:08.13 | 2.00 | 53.79 | Rossignol |
| 41 | 12 | 53975 | HEMETSBERGER Daniel | 1991 | AUT | 2:08.24 | 2.11 | 56.70 | Fischer |
| 42 | 41 | 54209 | KRENN Christoph | 1994 | AUT | 2:08.27 | 2.14 | 57.49 | Augment |
| 43 | 62 | 54480 | SCHUETTER Julian | 1998 | AUT | 2:08.29 | 2.16 | 58.02 | Atomic |
| 44 | 43 | 6531520 | MORSE Sam | 1996 | USA | 2:08.39 | 2.26 | 60.66 | Fischer |
| 45 | 39 | 492063 | ETXEZARRETA Adur | 1996 | ESP | 2:08.40 | 2.27 | 60.92 | Head |
| 46 | 2 | 293550 | MARSAGLIA Matteo | 1985 | ITA | 2:08.46 | 2.33 | 62.50 | Fischer |

TUE 13 DEC 2022 / Val Gardena (ITA) / 0022

Page 1/2

Data Processing by LONGINES

www.fis-ski.com

LONGINES Timing

Generation date : TUE 13 DEC 2022

Time : 13:41

Document: C73A 1.0



www.saslong.org

Number of Competitors: 77, Number of NSAs: 16

| Rank | Bib | FIS Code | Name | YB | NSA Code | Time | Difference | Distance (m) | Ski |
|------|-----|----------|----------------------|------|----------|---------|------------|--------------|-----------|
| 47 | 52 | 6190006 | SCHULLER Victor | 1995 | FRA | 2:08.51 | 2.38 | 63.82 | Atomic |
| 48 | 71 | 54528 | HACKER Felix | 1999 | AUT | 2:08.54 | 2.41 | 64.61 | Atomic |
| 49 | 40 | 512408 | MONNEY Alexis | 2000 | SUI | 2:08.67 | 2.54 | 68.03 | Stoekli |
| 50 | 48 | 54080 | NEUMAYER Christopher | 1992 | AUT | 2:08.68 | 2.55 | 68.29 | Salomon |
| 51 | 56 | 350097 | GAUER Nico | 1996 | LIE | 2:08.69 | 2.56 | 68.55 | Salomon |
| 52* | 16 | 104531 | CRAWFORD James | 1997 | CAN | 2:08.80 | 2.67 | 71.43 | Head |
| 53 | 73 | 180877 | LEHTO Elian | 2000 | FIN | 2:08.83 | 2.70 | 72.22 | Augment |
| 54 | 61 | 6291053 | ZAZZI Pietro | 1994 | ITA | 2:08.93 | 2.80 | 74.84 | Salomon |
| 55 | 36 | 104468 | READ Jeffrey | 1997 | CAN | 2:09.11 | 2.98 | 79.54 | Atomic |
| 56 | 11 | 512269 | ODERMATT Marco | 1997 | SUI | 2:09.17 | 3.04 | 81.10 | Stoekli |
| 57 | 21 | 104537 | ALEXANDER Cameron | 1997 | CAN | 2:09.29 | 3.16 | 84.22 | Rossignol |
| 58 | 38 | 512039 | ROULIN Gilles | 1994 | SUI | 2:09.38 | 3.25 | 86.56 | Head |
| 59 | 49 | 422403 | ROEA Henrik | 1995 | NOR | 2:09.45 | 3.32 | 88.38 | Nordica |
| 60 | 1 | 202345 | SCHWAIGER Dominik | 1991 | GER | 2:09.48 | 3.35 | 89.16 | Head |
| 61* | 15 | 511383 | FEUZ Beat | 1987 | SUI | 2:09.52 | 3.39 | 90.19 | Head |
| 62 | 74 | 700878 | BENDIK Martin | 1993 | SVK | 2:09.74 | 3.61 | 95.88 | Atomic |
| 63 | 76 | 202922 | BRENCE Christoph | 1999 | GER | 2:09.81 | 3.68 | 97.69 | Atomic |
| 64 | 75 | 370031 | ALESSANDRIA Arnaud | 1993 | MON | 2:09.97 | 3.84 | 101.81 | Salomon |
| 65 | 47 | 511896 | MURISIER Justin | 1992 | SUI | 2:09.98 | 3.85 | 102.07 | Head |
| 66 | 22 | 561255 | CATER Martin | 1992 | SLO | 2:10.05 | 3.92 | 103.87 | Salomon |
| 67 | 72 | 6532123 | NEGOMIR Kyle | 1998 | USA | 2:10.31 | 4.18 | 110.54 | Atomic |
| 68* | 9 | 6530319 | COCHRAN-SIEGLE Ryan | 1992 | USA | 2:10.33 | 4.20 | 111.05 | Head |
| 69* | 25 | 533866 | NYMAN Steven | 1982 | USA | 2:10.43 | 4.30 | 113.61 | Fischer |
| 70 | 77 | 240148 | SZOLLOS Barnabas | 1998 | ISR | 2:10.49 | 4.36 | 115.14 | Kaestle |
| 71 | 42 | 350095 | PIFFNER Marco | 1994 | LIE | 2:10.72 | 4.59 | 121.00 | |
| 72 | 66 | 202926 | SCHRAMM Jacob | 1999 | GER | 2:10.73 | 4.60 | 121.25 | Head |
| 72 | 32 | 104272 | SEGER Brodie | 1995 | CAN | 2:10.73 | 4.60 | 121.25 | Atomic |
| 74 | 64 | 6293831 | FRANZONI Giovanni | 2001 | ITA | 2:10.90 | 4.77 | 125.57 | Rossignol |
| 75 | 63 | 104708 | ALEXANDER Kyle | 1999 | CAN | 2:11.94 | 5.81 | 151.75 | Rossignol |
| 76 | 68 | 6531444 | ARVIDSSON Erik | 1996 | USA | 2:13.84 | 7.71 | 198.51 | Head |
| 77* | 65 | 54481 | TRANINGER Manuel | 1998 | AUT | 2:14.96 | 8.83 | 225.46 | Atomic |

Jury

| | | |
|------------------------|----------------|-----|
| FIS Technical Delegate | GICHEV Viktor | BUL |
| Referee | WALDNER Markus | FIS |
| Assistant Referee | TRINKL Hannes | FIS |
| Chief of Race | SENONER Rainer | ITA |

Technical Data

| | |
|---------------------|-------------|
| Course Name | Saslong |
| Start Altitude | 2249m |
| Finish Altitude | 1410m |
| Vertical Drop | 839m |
| Course Length | 3446m |
| Homologation Number | 14179/11/21 |

Race Information

| | | |
|---------------|---------------|-----|
| Course Setter | TRINKL Hannes | FIS |
| Gates | 37 | |
| Start Time | 11:45 | |

Forerunners:

| | | | | | |
|------------------------|-----|-----------------------|-----|-----------------------|-----|
| F1 - RANZI Maximilian | ITA | F2 - ALLIOD Benjamin | ITA | F3 - SCUSSEL Federico | ITA |
| F4 - BERNARDI Gregorio | ITA | F5 - ABBRUZZESE Marco | ITA | | |

Conditions on course:


SUNNY Snow: COMPACT Temperature - Start: -10°C Temperature - Finish: -8°C

Legend:

* Gate(s) missed YB Year of Birth



VAL GARDENA-GRÖDEN



AUDI FIS SKI WORLD CUP 2022/23



3rd Men's Downhill


TUE 13 DEC 2022

PERFORMANCE ANALYSIS BY RANK 1ST TRAINING

Start Time 11:45

Number of Competitors: 77 Number of NSAs: 16

| Rank | Bib | Name Ski | NSA Code | Positions | | | Partials | | Difference | | Speed | | | | |
|------|-----|-------------------------------------|-------------|-----------|---------|------|----------|-------|------------|------|----------|------|--------|------|--|
| | | | | Pos | Time | Rank | Pos | Time | Rank | Time | Dist.(m) | Pos. | (km/h) | Rank | |
| 1 | 53 | ALLEGRE Nils Salomon | FRA | Int1: | 27.04 | (15) | 11-12: | 20.75 | (15) | 0.45 | | Sp1 | 104.05 | (57) | |
| | | | | Int2: | 47.79 | (12) | 12-13: | 20.69 | (3) | 0.76 | | Sp2 | 118.33 | (13) | |
| | | | | Int3: | 1:08.48 | (6) | 13-14: | 15.28 | (4) | 0.85 | | Sp3 | 108.70 | (27) | |
| | | | | Int4: | 1:23.76 | (3) | 14-15: | 19.99 | (6) | 0.83 | | | | | |
| | | | | Int5: | 1:43.75 | (2) | 15-Fin: | 22.38 | (4) | 0.03 | | | | | |
| | | | | Fin: | 2:06.13 | (1) | | | | 0.00 | 0.00 | Avg: | 98.36 | | |
| | | | | | | | | | | | | | | | |
| 2 | 30 | CASSE Mattia Rossignol | ITA | Int1: | 26.76 | (2) | 11-12: | 20.29 | (1) | 0.17 | | Sp1 | 109.02 | (2) | |
| | | | | Int2: | 47.05 | (2) | 12-13: | 20.75 | (6) | 0.02 | | Sp2 | 118.39 | (11) | |
| | | | | Int3: | 1:07.80 | (2) | 13-14: | 15.22 | (2) | 0.17 | | Sp3 | 108.70 | (27) | |
| | | | | Int4: | 1:23.02 | (2) | 14-15: | 20.70 | (53) | 0.09 | | | | | |
| | | | | Int5: | 1:43.72 | (1) | 15-Fin: | 22.46 | (11) | 0.00 | | | | | |
| | | | | Fin: | 2:06.18 | (2) | | | | 0.05 | 1.37 | Avg: | 98.32 | | |
| | | | | | | | | | | | | | | | |
| 3 | 58 | FOSSLAND Markus Nordgaard Atomic | NOR | Int1: | 27.07 | (21) | 11-12: | 20.72 | (11) | 0.48 | | Sp1 | 106.08 | (12) | |
| | | | | Int2: | 47.79 | (12) | 12-13: | 20.89 | (21) | 0.76 | | Sp2 | 119.44 | (2) | |
| | | | | Int3: | 1:08.68 | (17) | 13-14: | 15.56 | (19) | 1.05 | | Sp3 | 109.10 | (21) | |
| | | | | Int4: | 1:24.24 | (14) | 14-15: | 19.70 | (1) | 1.31 | | | | | |
| | | | | Int5: | 1:43.94 | (3) | 15-Fin: | 22.60 | (26) | 0.22 | | | | | |
| | | | | Fin: | 2:06.54 | (3) | | | | 0.41 | 11.17 | Avg: | 98.04 | | |
| | | | | | | | | | | | | | | | |
| 3 | 54 | SIMONI Federico Rossignol | ITA | Int1: | 26.96 | (12) | 11-12: | 20.93 | (30) | 0.37 | | Sp1 | 105.39 | (26) | |
| | | | | Int2: | 47.89 | (24) | 12-13: | 20.82 | (13) | 0.86 | | Sp2 | 119.34 | (3) | |
| | | | | Int3: | 1:08.71 | (18) | 13-14: | 15.24 | (3) | 1.08 | | Sp3 | 109.80 | (8) | |
| | | | | Int4: | 1:23.95 | (5) | 14-15: | 20.36 | (31) | 1.02 | | | | | |
| | | | | Int5: | 1:44.31 | (7) | 15-Fin: | 22.23 | (1) | 0.59 | | | | | |
| | | | | Fin: | 2:06.54 | (3) | | | | 0.41 | 11.17 | Avg: | 98.04 | | |
| | | | | | | | | | | | | | | | |
| 5 | 5 | BAUMANN Romed Salomon | GER | Int1: | 27.17 | (36) | 11-12: | 20.63 | (7) | 0.58 | | Sp1 | 105.11 | (33) | |
| | | | | Int2: | 47.80 | (16) | 12-13: | 20.74 | (4) | 0.77 | | Sp2 | 117.88 | (20) | |
| | | | | Int3: | 1:08.54 | (8) | 13-14: | 15.38 | (7) | 0.91 | | Sp3 | 108.10 | (41) | |
| | | | | Int4: | 1:23.92 | (4) | 14-15: | 20.04 | (7) | 0.99 | | | | | |
| | | | | Int5: | 1:43.96 | (4) | 15-Fin: | 22.60 | (26) | 0.24 | | | | | |
| | | | | Fin: | 2:06.56 | (5) | | | | 0.43 | 11.71 | Avg: | 98.02 | | |
| | | | | | | | | | | | | | | | |
| 6 | 59 | ALPHAND Nils Head | FRA | Int1: | 26.59 | (1) | 11-12: | 20.44 | (2) | 0.00 | | Sp1 | 109.74 | (1) | |
| | | | | Int2: | 47.03 | (1) | 12-13: | 20.60 | (1) | 0.00 | | Sp2 | 120.37 | (1) | |
| | | | | Int3: | 1:07.63 | (1) | 13-14: | 15.30 | (5) | 0.00 | | Sp3 | 108.60 | (31) | |
| | | | | Int4: | 1:22.93 | (1) | 14-15: | 21.09 | (67) | 0.00 | | | | | |
| | | | | Int5: | 1:44.02 | (5) | 15-Fin: | 22.60 | (26) | 0.30 | | | | | |
| | | | | Fin: | 2:06.62 | (6) | | | | 0.49 | 13.34 | Avg: | 97.98 | | |
| | | | | | | | | | | | | | | | |
| 7 | 31 | THEAUX Adrien Head | FRA | Int1: | 26.93 | (8) | 11-12: | 20.86 | (21) | 0.34 | | Sp1 | 104.23 | (51) | |
| | | | | Int2: | 47.79 | (12) | 12-13: | 20.88 | (20) | 0.76 | | Sp2 | 117.89 | (19) | |
| | | | | Int3: | 1:08.67 | (15) | 13-14: | 15.52 | (16) | 1.04 | | Sp3 | 110.00 | (5) | |
| | | | | Int4: | 1:24.19 | (13) | 14-15: | 20.30 | (26) | 1.26 | | | | | |
| | | | | Int5: | 1:44.49 | (13) | 15-Fin: | 22.28 | (2) | 0.77 | | | | | |
| | | | | Fin: | 2:06.77 | (7) | | | | 0.64 | 17.40 | Avg: | 97.86 | | |
| | | | | | | | | | | | | | | | |



Val Gardena (ITA)


3rd Men's Downhill

TUE 13 DEC 2022

PERFORMANCE ANALYSIS BY RANK 1ST TRAINING

Start Time 11:45

Number of Competitors: 77 Number of NSAs: 16

| Rank | Bib | Name Ski | NSA Code | Positions | | | Partials | | Difference | | Speed | | | |
|------|-----|--|-------------|-----------|---------|------|----------|-------|------------|------|----------|------|--------|------|
| | | | | Pos | Time | Rank | Pos | Time | Rank | Time | Dist.(m) | Pos. | (km/h) | Rank |
| 8 | 27 | GOLDBERG Jared Rossignol | USA | Int1: | 27.07 | (21) | 11-12: | 20.48 | (3) | 0.48 | | Sp1 | 105.72 | (19) |
| | | | | Int2: | 47.55 | (4) | 12-13: | 20.78 | (8) | 0.52 | | Sp2 | 116.39 | (38) |
| | | | | Int3: | 1:08.33 | (3) | 13-14: | 15.69 | (33) | 0.70 | | Sp3 | 108.90 | (25) |
| | | | | Int4: | 1:24.02 | (7) | 14-15: | 20.35 | (29) | 1.09 | | | | |
| | | | | Int5: | 1:44.37 | (8) | 15-Fin: | 22.50 | (16) | 0.65 | | | | |
| | | | | Fin: | 2:06.87 | (8) | | | | 0.74 | 20.10 | Avg: | 97.78 | |
| | | | | | | | | | | | | | | |
| 9 | 45 | ALPHAND Sam Rossignol | FRA | Int1: | 26.80 | (3) | 11-12: | 20.66 | (8) | 0.21 | | Sp1 | 107.30 | (6) |
| | | | | Int2: | 47.46 | (3) | 12-13: | 20.91 | (24) | 0.43 | | Sp2 | 115.02 | (61) |
| | | | | Int3: | 1:08.37 | (4) | 13-14: | 15.75 | (45) | 0.74 | | Sp3 | 109.70 | (11) |
| | | | | Int4: | 1:24.12 | (11) | 14-15: | 20.16 | (16) | 1.19 | | | | |
| | | | | Int5: | 1:44.28 | (6) | 15-Fin: | 22.60 | (26) | 0.56 | | | | |
| | | | | Fin: | 2:06.88 | (9) | | | | 0.75 | 20.37 | Avg: | 97.77 | |
| | | | | | | | | | | | | | | |
| 10 | 55 | BABINSKY Stefan Head | AUT | Int1: | 26.95 | (10) | 11-12: | 20.93 | (30) | 0.36 | | Sp1 | 105.19 | (32) |
| | | | | Int2: | 47.88 | (23) | 12-13: | 21.01 | (37) | 0.85 | | Sp2 | 117.39 | (27) |
| | | | | Int3: | 1:08.89 | (25) | 13-14: | 15.72 | (39) | 1.26 | | Sp3 | 108.40 | (36) |
| | | | | Int4: | 1:24.61 | (30) | 14-15: | 19.90 | (4) | 1.68 | | | | |
| | | | | Int5: | 1:44.51 | (14) | 15-Fin: | 22.40 | (6) | 0.79 | | | | |
| | | | | Fin: | 2:06.91 | (10) | | | | 0.78 | 21.18 | Avg: | 97.75 | |
| | | | | | | | | | | | | | | |
| 10 | 19 | GANONG Travis Atomic | USA | Int1: | 27.07 | (21) | 11-12: | 20.67 | (9) | 0.48 | | Sp1 | 108.03 | (4) |
| | | | | Int2: | 47.74 | (7) | 12-13: | 20.83 | (15) | 0.71 | | Sp2 | 116.27 | (39) |
| | | | | Int3: | 1:08.57 | (10) | 13-14: | 15.69 | (33) | 0.94 | | Sp3 | 105.20 | (67) |
| | | | | Int4: | 1:24.26 | (15) | 14-15: | 20.11 | (12) | 1.33 | | | | |
| | | | | Int5: | 1:44.37 | (8) | 15-Fin: | 22.54 | (21) | 0.65 | | | | |
| | | | | Fin: | 2:06.91 | (10) | | | | 0.78 | 21.18 | Avg: | 97.75 | |
| | | | | | | | | | | | | | | |
| 12 | 18 | BENNETT Bryce Fischer | USA | Int1: | 27.06 | (19) | 11-12: | 20.72 | (11) | 0.47 | | Sp1 | 106.05 | (13) |
| | | | | Int2: | 47.78 | (10) | 12-13: | 20.81 | (12) | 0.75 | | Sp2 | 117.66 | (22) |
| | | | | Int3: | 1:08.59 | (12) | 13-14: | 15.81 | (48) | 0.96 | | Sp3 | 109.70 | (11) |
| | | | | Int4: | 1:24.40 | (19) | 14-15: | 20.06 | (9) | 1.47 | | | | |
| | | | | Int5: | 1:44.46 | (12) | 15-Fin: | 22.46 | (11) | 0.74 | | | | |
| | | | | Fin: | 2:06.92 | (12) | | | | 0.79 | 21.45 | Avg: | 97.74 | |
| | | | | | | | | | | | | | | |
| 13 | 6 | CLAREY Johan Head | FRA | Int1: | 27.07 | (21) | 11-12: | 20.80 | (16) | 0.48 | | Sp1 | 106.50 | (9) |
| | | | | Int2: | 47.87 | (22) | 12-13: | 20.92 | (27) | 0.84 | | Sp2 | 115.46 | (54) |
| | | | | Int3: | 1:08.79 | (22) | 13-14: | 15.61 | (24) | 1.16 | | Sp3 | 109.80 | (8) |
| | | | | Int4: | 1:24.40 | (19) | 14-15: | 20.18 | (17) | 1.47 | | | | |
| | | | | Int5: | 1:44.58 | (17) | 15-Fin: | 22.35 | (3) | 0.86 | | | | |
| | | | | Fin: | 2:06.93 | (13) | | | | 0.80 | 21.72 | Avg: | 97.74 | |
| | | | | | | | | | | | | | | |
| 14 | 8 | KILDE Aleksander Aamodt Atomic | NOR | Int1: | 26.88 | (5) | 11-12: | 21.09 | (45) | 0.29 | | Sp1 | 104.50 | (44) |
| | | | | Int2: | 47.97 | (25) | 12-13: | 20.82 | (13) | 0.94 | | Sp2 | 115.98 | (47) |
| | | | | Int3: | 1:08.79 | (22) | 13-14: | 15.81 | (48) | 1.16 | | Sp3 | 109.10 | (21) |
| | | | | Int4: | 1:24.60 | (29) | 14-15: | 19.85 | (2) | 1.67 | | | | |
| | | | | Int5: | 1:44.45 | (11) | 15-Fin: | 22.49 | (14) | 0.73 | | | | |
| | | | | Fin: | 2:06.94 | (14) | | | | 0.81 | 21.99 | Avg: | 97.73 | |
| | | | | | | | | | | | | | | |
| 15 | 69 | SARRAZIN Cyprien Rossignol | FRA | Int1: | 27.05 | (16) | 11-12: | 21.01 | (36) | 0.46 | | Sp1 | 105.98 | (16) |
| | | | | Int2: | 48.06 | (30) | 12-13: | 20.90 | (22) | 1.03 | | Sp2 | 119.04 | (4) |
| | | | | Int3: | 1:08.96 | (29) | 13-14: | 15.59 | (21) | 1.33 | | Sp3 | 109.40 | (18) |
| | | | | Int4: | 1:24.55 | (26) | 14-15: | 19.98 | (5) | 1.62 | | | | |
| | | | | Int5: | 1:44.53 | (15) | 15-Fin: | 22.58 | (24) | 0.81 | | | | |
| | | | | Fin: | 2:07.11 | (15) | | | | 0.98 | 26.57 | Avg: | 97.60 | |
| | | | | | | | | | | | | | | |

Val Gardena (ITA)

3rd Men's Downhill

TUE 13 DEC 2022


PERFORMANCE ANALYSIS BY RANK 1ST TRAINING

Start Time 11:45

Number of Competitors: 77 Number of NSAs: 16

| Rank | Bib | Name Ski | NSA Code | Positions | | | Partials | | Difference | | Speed | | | | |
|------|-----|-------------------------------------|-------------|-----------|---------|------|----------|-------|------------|------|----------|------|--------|------|--|
| | | | | Pos | Time | Rank | Pos | Time | Rank | Time | Dist.(m) | Pos. | (km/h) | Rank | |
| 16 | 28 | SANDER Andreas Atomic | GER | Int1: | 27.05 | (16) | 11-12: | 20.73 | (13) | 0.46 | | Sp1 | 107.15 | (8) | |
| | | | | Int2: | 47.78 | (10) | 12-13: | 20.78 | (8) | 0.75 | | Sp2 | 117.79 | (21) | |
| | | | | Int3: | 1:08.56 | (9) | 13-14: | 15.49 | (13) | 0.93 | | Sp3 | 109.40 | (18) | |
| | | | | Int4: | 1:24.05 | (8) | 14-15: | 20.34 | (28) | 1.12 | | | | | |
| | | | | Int5: | 1:44.39 | (10) | 15-Fin: | 22.78 | (48) | 0.67 | | | | | |
| | | | | Fin: | 2:07.17 | (16) | | | | 1.04 | 28.18 | Avg: | 97.55 | | |
| | | | | | | | | | | | | | | | |
| 17 | 60 | VOGT Luis Rossignol | GER | Int1: | 27.05 | (16) | 11-12: | 21.12 | (47) | 0.46 | | Sp1 | 103.16 | (68) | |
| | | | | Int2: | 48.17 | (34) | 12-13: | 20.93 | (28) | 1.14 | | Sp2 | 118.20 | (14) | |
| | | | | Int3: | 1:09.10 | (36) | 13-14: | 15.59 | (21) | 1.47 | | Sp3 | 111.20 | (1) | |
| | | | | Int4: | 1:24.69 | (32) | 14-15: | 20.12 | (14) | 1.76 | | | | | |
| | | | | Int5: | 1:44.81 | (21) | 15-Fin: | 22.45 | (9) | 1.09 | | | | | |
| | | | | Fin: | 2:07.26 | (17) | | | | 1.13 | 30.60 | Avg: | 97.48 | | |
| | | | | | | | | | | | | | | | |
| 18 | 20 | FERSTL Josef Head | GER | Int1: | 26.95 | (10) | 11-12: | 20.88 | (24) | 0.36 | | Sp1 | 106.17 | (11) | |
| | | | | Int2: | 47.83 | (18) | 12-13: | 20.74 | (4) | 0.80 | | Sp2 | 115.66 | (51) | |
| | | | | Int3: | 1:08.57 | (10) | 13-14: | 15.71 | (36) | 0.94 | | Sp3 | 108.40 | (36) | |
| | | | | Int4: | 1:24.28 | (16) | 14-15: | 20.26 | (21) | 1.35 | | | | | |
| | | | | Int5: | 1:44.54 | (16) | 15-Fin: | 22.76 | (45) | 0.82 | | | | | |
| | | | | Fin: | 2:07.30 | (18) | | | | 1.17 | 31.67 | Avg: | 97.45 | | |
| | | | | | | | | | | | | | | | |
| 19 | 46 | KRYENBUEHL Urs Fischer | SUI | Int1: | 26.85 | (4) | 11-12: | 20.98 | (34) | 0.26 | | Sp1 | 104.44 | (46) | |
| | | | | Int2: | 47.83 | (18) | 12-13: | 20.91 | (24) | 0.80 | | Sp2 | 116.20 | (42) | |
| | | | | Int3: | 1:08.74 | (20) | 13-14: | 15.66 | (30) | 1.11 | | Sp3 | 110.90 | (2) | |
| | | | | Int4: | 1:24.40 | (19) | 14-15: | 20.45 | (38) | 1.47 | | | | | |
| | | | | Int5: | 1:44.85 | (23) | 15-Fin: | 22.51 | (18) | 1.13 | | | | | |
| | | | | Fin: | 2:07.36 | (19) | | | | 1.23 | 33.28 | Avg: | 97.41 | | |
| | | | | | | | | | | | | | | | |
| 20 | 37 | ROESTI Lars Rossignol | SUI | Int1: | 27.19 | (39) | 11-12: | 20.80 | (16) | 0.60 | | Sp1 | 105.22 | (31) | |
| | | | | Int2: | 47.99 | (27) | 12-13: | 21.06 | (45) | 0.96 | | Sp2 | 113.07 | (71) | |
| | | | | Int3: | 1:09.05 | (33) | 13-14: | 15.72 | (39) | 1.42 | | Sp3 | 108.00 | (46) | |
| | | | | Int4: | 1:24.77 | (36) | 14-15: | 20.11 | (12) | 1.84 | | | | | |
| | | | | Int5: | 1:44.88 | (24) | 15-Fin: | 22.50 | (16) | 1.16 | | | | | |
| | | | | Fin: | 2:07.38 | (20) | | | | 1.25 | 33.82 | Avg: | 97.39 | | |
| | | | | | | | | | | | | | | | |
| 20 | 4 | STRIEDINGER Otmar Salomon | AUT | Int1: | 27.17 | (36) | 11-12: | 20.92 | (27) | 0.58 | | Sp1 | 105.23 | (30) | |
| | | | | Int2: | 48.09 | (32) | 12-13: | 20.85 | (17) | 1.06 | | Sp2 | 115.69 | (50) | |
| | | | | Int3: | 1:08.94 | (26) | 13-14: | 15.54 | (18) | 1.31 | | Sp3 | 108.00 | (46) | |
| | | | | Int4: | 1:24.48 | (23) | 14-15: | 20.18 | (17) | 1.55 | | | | | |
| | | | | Int5: | 1:44.66 | (18) | 15-Fin: | 22.72 | (39) | 0.94 | | | | | |
| | | | | Fin: | 2:07.38 | (20) | | | | 1.25 | 33.82 | Avg: | 97.39 | | |
| | | | | | | | | | | | | | | | |
| 22 | 33 | CHABLOZ Yannick Nordica | SUI | Int1: | 27.07 | (21) | 11-12: | 20.59 | (5) | 0.48 | | Sp1 | 107.29 | (7) | |
| | | | | Int2: | 47.66 | (5) | 12-13: | 21.01 | (37) | 0.63 | | Sp2 | 118.49 | (7) | |
| | | | | Int3: | 1:08.67 | (15) | 13-14: | 15.48 | (11) | 1.04 | | Sp3 | 110.40 | (3) | |
| | | | | Int4: | 1:24.15 | (12) | 14-15: | 20.53 | (46) | 1.22 | | | | | |
| | | | | Int5: | 1:44.68 | (19) | 15-Fin: | 22.72 | (39) | 0.96 | | | | | |
| | | | | Fin: | 2:07.40 | (22) | | | | 1.27 | 34.35 | Avg: | 97.38 | | |
| | | | | | | | | | | | | | | | |
| 23 | 26 | ROGENTIN Stefan Fischer | SUI | Int1: | 26.97 | (13) | 11-12: | 21.14 | (49) | 0.38 | | Sp1 | 105.49 | (24) | |
| | | | | Int2: | 48.11 | (33) | 12-13: | 20.95 | (30) | 1.08 | | Sp2 | 118.10 | (17) | |
| | | | | Int3: | 1:09.06 | (34) | 13-14: | 15.65 | (28) | 1.43 | | Sp3 | 107.70 | (52) | |
| | | | | Int4: | 1:24.71 | (33) | 14-15: | 20.04 | (7) | 1.78 | | | | | |
| | | | | Int5: | 1:44.75 | (20) | 15-Fin: | 22.73 | (42) | 1.03 | | | | | |
| | | | | Fin: | 2:07.48 | (23) | | | | 1.35 | 36.49 | Avg: | 97.31 | | |
| | | | | | | | | | | | | | | | |

Val Gardena (ITA)


3rd Men's Downhill

TUE 13 DEC 2022

PERFORMANCE ANALYSIS BY RANK 1ST TRAINING

Start Time 11:45

Number of Competitors: 77 Number of NSAs: 16

| Rank | Bib | Name Ski | NSA Code | Positions | | | Partials | | Difference | | Speed | | | | |
|------|-----|---|-------------|-----------|---------|------|----------|-------|------------|------|----------|------|--------|------|--|
| | | | | Pos | Time | Rank | Pos | Time | Rank | Time | Dist.(m) | Pos. | (km/h) | Rank | |
| 24 | 14 | HINTERMANN Niels Atomic | SUI | Int1: | 27.12 | (31) | 11-12: | 20.62 | (6) | 0.53 | | Sp1 | 103.50 | (66) | |
| | | | | Int2: | 47.74 | (7) | 12-13: | 20.90 | (22) | 0.71 | | Sp2 | 116.06 | (45) | |
| | | | | Int3: | 1:08.64 | (14) | 13-14: | 15.67 | (31) | 1.01 | | Sp3 | 109.80 | (8) | |
| | | | | Int4: | 1:24.31 | (17) | 14-15: | 20.73 | (54) | 1.38 | | | | | |
| | | | | Int5: | 1:45.04 | (30) | 15-Fin: | 22.45 | (9) | 1.32 | | | | | |
| | | | | Fin: | 2:07.49 | (24) | | | | 1.36 | 36.76 | Avg: | 97.31 | | |
| | | | | | | | | | | | | | | | |
| 25 | 17 | INNERHOFER Christof Rossignol | ITA | Int1: | 26.90 | (6) | 11-12: | 20.94 | (32) | 0.31 | | Sp1 | 105.64 | (21) | |
| | | | | Int2: | 47.84 | (20) | 12-13: | 20.79 | (11) | 0.81 | | Sp2 | 116.48 | (36) | |
| | | | | Int3: | 1:08.63 | (13) | 13-14: | 15.72 | (39) | 1.00 | | Sp3 | 108.50 | (34) | |
| | | | | Int4: | 1:24.35 | (18) | 14-15: | 20.63 | (51) | 1.42 | | | | | |
| | | | | Int5: | 1:44.98 | (27) | 15-Fin: | 22.55 | (22) | 1.26 | | | | | |
| | | | | Fin: | 2:07.53 | (25) | | | | 1.40 | 37.83 | Avg: | 97.28 | | |
| | | | | | | | | | | | | | | | |
| 26 | 67 | RIESER Stefan Atomic | AUT | Int1: | 27.10 | (28) | 11-12: | 21.25 | (60) | 0.51 | | Sp1 | 102.15 | (74) | |
| | | | | Int2: | 48.35 | (45) | 12-13: | 21.01 | (37) | 1.32 | | Sp2 | 117.92 | (18) | |
| | | | | Int3: | 1:09.36 | (41) | 13-14: | 15.45 | (10) | 1.73 | | Sp3 | 110.00 | (5) | |
| | | | | Int4: | 1:24.81 | (37) | 14-15: | 20.38 | (33) | 1.88 | | | | | |
| | | | | Int5: | 1:45.19 | (33) | 15-Fin: | 22.38 | (4) | 1.47 | | | | | |
| | | | | Fin: | 2:07.57 | (26) | | | | 1.44 | 38.90 | Avg: | 97.25 | | |
| | | | | | | | | | | | | | | | |
| 27 | 51 | HROBAT Miha Atomic | SLO | Int1: | 27.11 | (30) | 11-12: | 21.08 | (42) | 0.52 | | Sp1 | 105.25 | (28) | |
| | | | | Int2: | 48.19 | (36) | 12-13: | 20.76 | (7) | 1.16 | | Sp2 | 118.35 | (12) | |
| | | | | Int3: | 1:08.95 | (28) | 13-14: | 15.12 | (1) | 1.32 | | Sp3 | 109.50 | (14) | |
| | | | | Int4: | 1:24.07 | (9) | 14-15: | 20.93 | (62) | 1.14 | | | | | |
| | | | | Int5: | 1:45.00 | (28) | 15-Fin: | 22.59 | (25) | 1.28 | | | | | |
| | | | | Fin: | 2:07.59 | (27) | | | | 1.46 | 39.43 | Avg: | 97.23 | | |
| | | | | | | | | | | | | | | | |
| 27 | 34 | BOSCA Guglielmo Head | ITA | Int1: | 27.07 | (21) | 11-12: | 20.74 | (14) | 0.48 | | Sp1 | 106.02 | (14) | |
| | | | | Int2: | 47.81 | (17) | 12-13: | 20.65 | (2) | 0.78 | | Sp2 | 118.96 | (5) | |
| | | | | Int3: | 1:08.46 | (5) | 13-14: | 15.50 | (14) | 0.83 | | Sp3 | 108.10 | (41) | |
| | | | | Int4: | 1:23.96 | (6) | 14-15: | 20.87 | (60) | 1.03 | | | | | |
| | | | | Int5: | 1:44.83 | (22) | 15-Fin: | 22.76 | (45) | 1.11 | | | | | |
| | | | | Fin: | 2:07.59 | (27) | | | | 1.46 | 39.43 | Avg: | 97.23 | | |
| | | | | | | | | | | | | | | | |
| 29 | 23 | GIEZENDANNER Blaise Atomic | FRA | Int1: | 27.12 | (31) | 11-12: | 21.05 | (39) | 0.53 | | Sp1 | 104.54 | (43) | |
| | | | | Int2: | 48.17 | (34) | 12-13: | 20.85 | (17) | 1.14 | | Sp2 | 117.44 | (26) | |
| | | | | Int3: | 1:09.02 | (30) | 13-14: | 15.48 | (11) | 1.39 | | Sp3 | 108.60 | (31) | |
| | | | | Int4: | 1:24.50 | (24) | 14-15: | 20.44 | (37) | 1.57 | | | | | |
| | | | | Int5: | 1:44.94 | (25) | 15-Fin: | 22.68 | (36) | 1.22 | | | | | |
| | | | | Fin: | 2:07.62 | (29) | | | | 1.49 | 40.23 | Avg: | 97.21 | | |
| | | | | | | | | | | | | | | | |
| 30 | 7 | KRIECHMAYR Vincent Head | AUT | Int1: | 27.23 | (42) | 11-12: | 21.08 | (42) | 0.64 | | Sp1 | 103.07 | (71) | |
| | | | | Int2: | 48.31 | (41) | 12-13: | 20.84 | (16) | 1.28 | | Sp2 | 116.70 | (34) | |
| | | | | Int3: | 1:09.15 | (37) | 13-14: | 15.42 | (8) | 1.52 | | Sp3 | 108.30 | (39) | |
| | | | | Int4: | 1:24.57 | (28) | 14-15: | 20.53 | (46) | 1.64 | | | | | |
| | | | | Int5: | 1:45.10 | (32) | 15-Fin: | 22.61 | (30) | 1.38 | | | | | |
| | | | | Fin: | 2:07.71 | (30) | | | | 1.58 | 42.63 | Avg: | 97.14 | | |
| | | | | | | | | | | | | | | | |
| 31 | 13 | MAYER Matthias Head | AUT | Int1: | 27.12 | (31) | 11-12: | 20.86 | (21) | 0.53 | | Sp1 | 106.18 | (10) | |
| | | | | Int2: | 47.98 | (26) | 12-13: | 20.96 | (33) | 0.95 | | Sp2 | 116.04 | (46) | |
| | | | | Int3: | 1:08.94 | (26) | 13-14: | 15.62 | (25) | 1.31 | | Sp3 | 108.10 | (41) | |
| | | | | Int4: | 1:24.56 | (27) | 14-15: | 20.46 | (39) | 1.63 | | | | | |
| | | | | Int5: | 1:45.02 | (29) | 15-Fin: | 22.70 | (38) | 1.30 | | | | | |
| | | | | Fin: | 2:07.72 | (31) | | | | 1.59 | 42.90 | Avg: | 97.13 | | |
| | | | | | | | | | | | | | | | |

Val Gardena (ITA)


3rd Men's Downhill

TUE 13 DEC 2022

PERFORMANCE ANALYSIS BY RANK 1ST TRAINING

Start Time 11:45

Number of Competitors: 77 Number of NSAs: 16

| Rank | Bib | Name Ski | NSA Code | Positions | | | Partials | | Difference | | Speed | | | |
|------|-----|------------------------------------|-------------|-----------|---------|------|----------|-------|------------|------|----------|------|--------|------|
| | | | | Pos | Time | Rank | Pos | Time | Rank | Time | Dist.(m) | Pos. | (km/h) | Rank |
| 32 | 44 | THOMPSON Broderick Head | CAN | Int1: | 27.14 | (34) | 11-12: | | | 0.55 | | | | |
| | | | | Int2: | | | 12-13: | | | | | Sp2 | 114.89 | (62) |
| | | | | Int3: | 1:09.17 | (38) | 13-14: | 15.67 | (31) | 1.54 | | Sp3 | 109.50 | (14) |
| | | | | Int4: | 1:24.84 | (38) | 14-15: | 20.46 | (39) | 1.91 | | | | |
| | | | | Int5: | 1:45.30 | (37) | 15-Fin: | 22.44 | (8) | 1.58 | | | | |
| | | | | Fin: | 2:07.74 | (32) | | | | 1.61 | 43.43 | Avg: | 97.12 | |
| | | | | | | | | | | | | | | |
| 33 | 24 | BAILET Matthieu Head | FRA | Int1: | 26.94 | (9) | 11-12: | 20.80 | (16) | 0.35 | | | | |
| | | | | Int2: | 47.74 | (7) | 12-13: | 21.00 | (35) | 0.71 | | Sp1 | 104.60 | (42) |
| | | | | Int3: | 1:08.74 | (20) | 13-14: | 15.93 | (59) | 1.11 | | Sp2 | 116.13 | (43) |
| | | | | Int4: | 1:24.67 | (31) | 14-15: | 20.28 | (23) | 1.74 | | Sp3 | 104.00 | (73) |
| | | | | Int5: | 1:44.95 | (26) | 15-Fin: | 22.80 | (51) | 1.23 | | | | |
| | | | | Fin: | 2:07.75 | (33) | | | | 1.62 | 43.70 | Avg: | 97.11 | |
| | | | | | | | | | | | | | | |
| 34 | 70 | FRANZOSO Matteo Atomic | ITA | Int1: | 27.48 | (71) | 11-12: | 21.06 | (40) | 0.89 | | | | |
| | | | | Int2: | 48.54 | (57) | 12-13: | 21.02 | (40) | 1.51 | | Sp1 | 105.24 | (29) |
| | | | | Int3: | 1:09.56 | (51) | 13-14: | 15.53 | (17) | 1.93 | | Sp2 | 118.69 | (6) |
| | | | | Int4: | 1:25.09 | (43) | 14-15: | 20.18 | (17) | 2.16 | | Sp3 | 107.70 | (52) |
| | | | | Int5: | 1:45.27 | (35) | 15-Fin: | 22.52 | (19) | 1.55 | | | | |
| | | | | Fin: | 2:07.79 | (34) | | | | 1.66 | 44.76 | Avg: | 97.08 | |
| | | | | | | | | | | | | | | |
| 35 | 57 | SCHIEDER Florian Atomic | ITA | Int1: | 27.21 | (41) | 11-12: | 21.36 | (65) | 0.62 | | | | |
| | | | | Int2: | 48.57 | (59) | 12-13: | 20.94 | (29) | 1.54 | | Sp1 | 105.79 | (18) |
| | | | | Int3: | 1:09.51 | (46) | 13-14: | 15.42 | (8) | 1.88 | | Sp2 | 118.12 | (16) |
| | | | | Int4: | 1:24.93 | (40) | 14-15: | 20.46 | (39) | 2.00 | | Sp3 | 108.10 | (41) |
| | | | | Int5: | 1:45.39 | (42) | 15-Fin: | 22.47 | (13) | 1.67 | | | | |
| | | | | Fin: | 2:07.86 | (35) | | | | 1.73 | 46.63 | Avg: | 97.02 | |
| | | | | | | | | | | | | | | |
| 35 | 29 | SEJERSTED Adrian Smiseth Atomic | NOR | Int1: | 26.90 | (6) | 11-12: | 20.89 | (25) | 0.31 | | | | |
| | | | | Int2: | 47.79 | (12) | 12-13: | 21.02 | (40) | 0.76 | | Sp1 | 105.97 | (17) |
| | | | | Int3: | 1:08.81 | (24) | 13-14: | 15.94 | (62) | 1.18 | | Sp2 | 114.17 | (66) |
| | | | | Int4: | 1:24.75 | (35) | 14-15: | 20.62 | (50) | 1.82 | | Sp3 | 110.00 | (5) |
| | | | | Int5: | 1:45.37 | (40) | 15-Fin: | 22.49 | (14) | 1.65 | | | | |
| | | | | Fin: | 2:07.86 | (35) | | | | 1.73 | 46.63 | Avg: | 97.02 | |
| | | | | | | | | | | | | | | |
| 37 | 10 | PARIS Dominik Nordica | ITA | Int1: | 26.99 | (14) | 11-12: | 20.85 | (20) | 0.40 | | | | |
| | | | | Int2: | 47.84 | (20) | 12-13: | 20.87 | (19) | 0.81 | | Sp1 | 104.61 | (41) |
| | | | | Int3: | 1:08.71 | (18) | 13-14: | 15.71 | (36) | 1.08 | | Sp2 | 116.47 | (37) |
| | | | | Int4: | 1:24.42 | (22) | 14-15: | 20.79 | (59) | 1.49 | | Sp3 | 108.70 | (27) |
| | | | | Int5: | 1:45.21 | (34) | 15-Fin: | 22.66 | (34) | 1.49 | | | | |
| | | | | Fin: | 2:07.87 | (37) | | | | 1.74 | 46.89 | Avg: | 97.02 | |
| | | | | | | | | | | | | | | |
| 38 | 50 | von APPEN Henrik Head | CHI | Int1: | 27.47 | (69) | 11-12: | 21.13 | (48) | 0.88 | | | | |
| | | | | Int2: | 48.60 | (60) | 12-13: | 20.95 | (30) | 1.57 | | Sp1 | 104.13 | (55) |
| | | | | Int3: | 1:09.55 | (50) | 13-14: | 15.74 | (44) | 1.92 | | Sp2 | 118.40 | (10) |
| | | | | Int4: | 1:25.29 | (49) | 14-15: | 20.29 | (24) | 2.36 | | Sp3 | 109.50 | (14) |
| | | | | Int5: | 1:45.58 | (44) | 15-Fin: | 22.43 | (7) | 1.86 | | | | |
| | | | | Fin: | 2:08.01 | (38) | | | | 1.88 | 50.61 | Avg: | 96.91 | |
| | | | | | | | | | | | | | | |
| 38 | 35 | MOLTENI Nicolo Head | ITA | Int1: | 27.19 | (39) | 11-12: | 21.02 | (37) | 0.60 | | | | |
| | | | | Int2: | 48.21 | (37) | 12-13: | 21.14 | (50) | 1.18 | | Sp1 | 105.51 | (23) |
| | | | | Int3: | 1:09.35 | (40) | 13-14: | 15.84 | (53) | 1.72 | | Sp2 | 116.56 | (35) |
| | | | | Int4: | 1:25.19 | (45) | 14-15: | 20.13 | (15) | 2.26 | | Sp3 | 108.50 | (34) |
| | | | | Int5: | 1:45.32 | (39) | 15-Fin: | 22.69 | (37) | 1.60 | | | | |
| | | | | Fin: | 2:08.01 | (38) | | | | 1.88 | 50.61 | Avg: | 96.91 | |
| | | | | | | | | | | | | | | |

Val Gardena (ITA)


3rd Men's Downhill

TUE 13 DEC 2022

PERFORMANCE ANALYSIS BY RANK 1ST TRAINING

Start Time 11:45

Number of Competitors: 77 Number of NSAs: 16

| Rank | Bib | Name Ski | NSA Code | Positions | | | Partials | | Difference | | Speed | | | | |
|------|-----|---------------------------------------|-------------|-----------|---------|------|----------|-------|------------|------|----------|------|--------|------|--|
| | | | | Pos | Time | Rank | Pos | Time | Rank | Time | Dist.(m) | Pos. | (km/h) | Rank | |
| 40 * | 3 | DRESSEN Thomas Rossignol | GER | Int1: | 27.25 | (45) | 11-12: | 20.81 | (19) | 0.66 | | Sp1 | 105.39 | (26) | |
| | | | | Int2: | 48.06 | (30) | 12-13: | 20.96 | (33) | 1.03 | | Sp2 | 117.20 | (28) | |
| | | | | Int3: | 1:09.02 | (30) | 13-14: | 15.51 | (15) | 1.39 | | Sp3 | 108.00 | (46) | |
| | | | | Int4: | 1:24.53 | (25) | 14-15: | 20.53 | (46) | 1.60 | | | | | |
| | | | | Int5: | 1:45.06 | (31) | 15-Fin: | 23.07 | (61) | 1.34 | | | | | |
| | | | | Fin: | 2:08.13 | (40) | | | | 2.00 | 53.79 | Avg: | 96.82 | | |
| | | | | | | | | | | | | | | | |
| 41 | 12 | HEMETSBERGER Daniel Fischer | AUT | Int1: | 27.25 | (45) | 11-12: | 21.58 | (73) | 0.66 | | Sp1 | 104.69 | (40) | |
| | | | | Int2: | 48.83 | (68) | 12-13: | 21.00 | (35) | 1.80 | | Sp2 | 116.13 | (43) | |
| | | | | Int3: | 1:09.83 | (60) | 13-14: | 15.71 | (36) | 2.20 | | Sp3 | 108.00 | (46) | |
| | | | | Int4: | 1:25.54 | (55) | 14-15: | 19.88 | (3) | 2.61 | | | | | |
| | | | | Int5: | 1:45.42 | (43) | 15-Fin: | 22.82 | (52) | 1.70 | | | | | |
| | | | | Fin: | 2:08.24 | (41) | | | | 2.11 | 56.70 | Avg: | 96.74 | | |
| | | | | | | | | | | | | | | | |
| 42 | 41 | KRENN Christoph Augment | AUT | Int1: | 27.30 | (54) | 11-12: | 20.69 | (10) | 0.71 | | Sp1 | 108.78 | (3) | |
| | | | | Int2: | 47.99 | (27) | 12-13: | 21.03 | (43) | 0.96 | | Sp2 | 116.95 | (32) | |
| | | | | Int3: | 1:09.02 | (30) | 13-14: | 15.69 | (33) | 1.39 | | Sp3 | 108.60 | (31) | |
| | | | | Int4: | 1:24.71 | (33) | 14-15: | 20.99 | (64) | 1.78 | | | | | |
| | | | | Int5: | 1:45.70 | (46) | 15-Fin: | 22.57 | (23) | 1.98 | | | | | |
| | | | | Fin: | 2:08.27 | (42) | | | | 2.14 | 57.49 | Avg: | 96.71 | | |
| | | | | | | | | | | | | | | | |
| 43 | 62 | SCHUETTER Julian Atomic | AUT | Int1: | 27.08 | (27) | 11-12: | 20.92 | (27) | 0.49 | | Sp1 | 103.52 | (65) | |
| | | | | Int2: | 48.00 | (29) | 12-13: | 21.06 | (45) | 0.97 | | Sp2 | 116.24 | (40) | |
| | | | | Int3: | 1:09.06 | (34) | 13-14: | 15.93 | (59) | 1.43 | | Sp3 | 106.40 | (63) | |
| | | | | Int4: | 1:24.99 | (41) | 14-15: | 20.29 | (24) | 2.06 | | | | | |
| | | | | Int5: | 1:45.28 | (36) | 15-Fin: | 23.01 | (57) | 1.56 | | | | | |
| | | | | Fin: | 2:08.29 | (43) | | | | 2.16 | 58.02 | Avg: | 96.70 | | |
| | | | | | | | | | | | | | | | |
| 44 | 43 | MORSE Sam Fischer | USA | Int1: | 27.46 | (67) | 11-12: | 20.86 | (21) | 0.87 | | Sp1 | 102.72 | (73) | |
| | | | | Int2: | 48.32 | (43) | 12-13: | 21.07 | (47) | 1.29 | | Sp2 | 115.74 | (49) | |
| | | | | Int3: | 1:09.39 | (42) | 13-14: | 16.00 | (66) | 1.76 | | Sp3 | 109.70 | (11) | |
| | | | | Int4: | 1:25.39 | (51) | 14-15: | 20.36 | (31) | 2.46 | | | | | |
| | | | | Int5: | 1:45.75 | (49) | 15-Fin: | 22.64 | (32) | 2.03 | | | | | |
| | | | | Fin: | 2:08.39 | (44) | | | | 2.26 | 60.66 | Avg: | 96.62 | | |
| | | | | | | | | | | | | | | | |
| 45 | 39 | ETXEZARRETA Adur Head | ESP | Int1: | 27.32 | (56) | 11-12: | 20.92 | (27) | 0.73 | | Sp1 | 104.75 | (37) | |
| | | | | Int2: | 48.24 | (39) | 12-13: | 21.16 | (53) | 1.21 | | Sp2 | 115.25 | (58) | |
| | | | | Int3: | 1:09.40 | (43) | 13-14: | 15.83 | (51) | 1.77 | | Sp3 | 109.50 | (14) | |
| | | | | Int4: | 1:25.23 | (47) | 14-15: | 20.51 | (45) | 2.30 | | | | | |
| | | | | Int5: | 1:45.74 | (47) | 15-Fin: | 22.66 | (34) | 2.02 | | | | | |
| | | | | Fin: | 2:08.40 | (45) | | | | 2.27 | 60.92 | Avg: | 96.62 | | |
| | | | | | | | | | | | | | | | |
| 46 | 2 | MARSAGLIA Matteo Fischer | ITA | Int1: | 27.06 | (19) | 11-12: | 21.15 | (51) | 0.47 | | Sp1 | 103.94 | (59) | |
| | | | | Int2: | 48.21 | (37) | 12-13: | 21.13 | (49) | 1.18 | | Sp2 | 113.14 | (70) | |
| | | | | Int3: | 1:09.34 | (39) | 13-14: | 15.78 | (47) | 1.71 | | Sp3 | 107.60 | (54) | |
| | | | | Int4: | 1:25.12 | (44) | 14-15: | 20.25 | (20) | 2.19 | | | | | |
| | | | | Int5: | 1:45.37 | (40) | 15-Fin: | 23.09 | (63) | 1.65 | | | | | |
| | | | | Fin: | 2:08.46 | (46) | | | | 2.33 | 62.50 | Avg: | 96.57 | | |
| | | | | | | | | | | | | | | | |
| 47 | 52 | SCHULLER Victor Atomic | FRA | Int1: | 27.26 | (47) | 11-12: | 21.25 | (60) | 0.67 | | Sp1 | 103.66 | (61) | |
| | | | | Int2: | 48.51 | (54) | 12-13: | 21.28 | (62) | 1.48 | | Sp2 | 114.66 | (64) | |
| | | | | Int3: | 1:09.79 | (59) | 13-14: | 15.65 | (28) | 2.16 | | Sp3 | 108.70 | (27) | |
| | | | | Int4: | 1:25.44 | (52) | 14-15: | 20.46 | (39) | 2.51 | | | | | |
| | | | | Int5: | 1:45.90 | (51) | 15-Fin: | 22.61 | (30) | 2.18 | | | | | |
| | | | | Fin: | 2:08.51 | (47) | | | | 2.38 | 63.82 | Avg: | 96.53 | | |
| | | | | | | | | | | | | | | | |

Val Gardena (ITA)


3rd Men's Downhill

TUE 13 DEC 2022

PERFORMANCE ANALYSIS BY RANK 1ST TRAINING

Start Time 11:45

Number of Competitors: 77 Number of NSAs: 16

| Rank | Bib | Name Ski | NSA Code | Positions | | | Partials | | Difference | | Speed | | | | |
|------|-----|--|-------------|-----------|---------|------|----------|-------|------------|------|----------|------|--------|------|--|
| | | | | Pos | Time | Rank | Pos | Time | Rank | Time | Dist.(m) | Pos. | (km/h) | Rank | |
| 48 | 71 | HACKER Felix Atomic | AUT | Int1: | 27.41 | (62) | 11-12: | 21.10 | (46) | 0.82 | | Sp1 | 107.71 | (5) | |
| | | | | Int2: | 48.51 | (54) | 12-13: | 21.02 | (40) | 1.48 | | Sp2 | 118.18 | (15) | |
| | | | | Int3: | 1:09.53 | (49) | 13-14: | 15.73 | (42) | 1.90 | | Sp3 | 108.40 | (36) | |
| | | | | Int4: | 1:25.26 | (48) | 14-15: | 20.35 | (29) | 2.33 | | | | | |
| | | | | Int5: | 1:45.61 | (45) | 15-Fin: | 22.93 | (53) | 1.89 | | | | | |
| | | | | Fin: | 2:08.54 | (48) | | | | 2.41 | 64.61 | Avg: | 96.51 | | |
| | | | | | | | | | | | | | | | |
| 49 | 40 | MONNEY Alexis Stoekli | SUI | Int1: | 27.27 | (50) | 11-12: | 21.23 | (57) | 0.68 | | Sp1 | 105.66 | (20) | |
| | | | | Int2: | 48.50 | (51) | 12-13: | 21.22 | (55) | 1.47 | | Sp2 | 117.12 | (30) | |
| | | | | Int3: | 1:09.72 | (57) | 13-14: | 15.86 | (57) | 2.09 | | Sp3 | 105.10 | (69) | |
| | | | | Int4: | 1:25.58 | (56) | 14-15: | 20.32 | (27) | 2.65 | | | | | |
| | | | | Int5: | 1:45.90 | (51) | 15-Fin: | 22.77 | (47) | 2.18 | | | | | |
| | | | | Fin: | 2:08.67 | (49) | | | | 2.54 | 68.03 | Avg: | 96.41 | | |
| | | | | | | | | | | | | | | | |
| 50 | 48 | NEUMAYER Christopher Salomon | AUT | Int1: | 27.23 | (42) | 11-12: | 21.48 | (67) | 0.64 | | Sp1 | 103.24 | (67) | |
| | | | | Int2: | 48.71 | (65) | 12-13: | 21.27 | (60) | 1.68 | | Sp2 | 117.00 | (31) | |
| | | | | Int3: | 1:09.98 | (64) | 13-14: | 15.75 | (45) | 2.35 | | Sp3 | 109.40 | (18) | |
| | | | | Int4: | 1:25.73 | (61) | 14-15: | 20.42 | (35) | 2.80 | | | | | |
| | | | | Int5: | 1:46.15 | (56) | 15-Fin: | 22.53 | (20) | 2.43 | | | | | |
| | | | | Fin: | 2:08.68 | (50) | | | | 2.55 | 68.29 | Avg: | 96.41 | | |
| | | | | | | | | | | | | | | | |
| 51 | 56 | GAUER Nico Salomon | LIE | Int1: | 27.10 | (28) | 11-12: | 21.23 | (57) | 0.51 | | Sp1 | 104.19 | (53) | |
| | | | | Int2: | 48.33 | (44) | 12-13: | 21.24 | (57) | 1.30 | | Sp2 | 115.16 | (59) | |
| | | | | Int3: | 1:09.57 | (53) | 13-14: | 15.64 | (27) | 1.94 | | Sp3 | 110.10 | (4) | |
| | | | | Int4: | 1:25.21 | (46) | 14-15: | 20.75 | (58) | 2.28 | | | | | |
| | | | | Int5: | 1:45.96 | (53) | 15-Fin: | 22.73 | (42) | 2.24 | | | | | |
| | | | | Fin: | 2:08.69 | (51) | | | | 2.56 | 68.55 | Avg: | 96.40 | | |
| | | | | | | | | | | | | | | | |
| 52 * | 16 | CRAWFORD James Head | CAN | Int1: | 27.17 | (36) | 11-12: | 21.57 | (72) | 0.58 | | Sp1 | 103.15 | (69) | |
| | | | | Int2: | 48.74 | (66) | 12-13: | 20.91 | (24) | 1.71 | | Sp2 | 114.54 | (65) | |
| | | | | Int3: | 1:09.65 | (55) | 13-14: | 16.03 | (67) | 2.02 | | Sp3 | 107.20 | (58) | |
| | | | | Int4: | 1:25.68 | (57) | 14-15: | 20.06 | (9) | 2.75 | | | | | |
| | | | | Int5: | 1:45.74 | (47) | 15-Fin: | 23.06 | (60) | 2.02 | | | | | |
| | | | | Fin: | 2:08.80 | (52) | | | | 2.67 | 71.43 | Avg: | 96.32 | | |
| | | | | | | | | | | | | | | | |
| 53 | 73 | LEHTO Elian Augment | FIN | Int1: | 27.40 | (61) | 11-12: | 21.07 | (41) | 0.81 | | Sp1 | 104.05 | (57) | |
| | | | | Int2: | 48.47 | (49) | 12-13: | 21.05 | (44) | 1.44 | | Sp2 | 117.59 | (24) | |
| | | | | Int3: | 1:09.52 | (47) | 13-14: | 15.34 | (6) | 1.89 | | Sp3 | 109.00 | (24) | |
| | | | | Int4: | 1:24.86 | (39) | 14-15: | 21.33 | (73) | 1.93 | | | | | |
| | | | | Int5: | 1:46.19 | (58) | 15-Fin: | 22.64 | (32) | 2.47 | | | | | |
| | | | | Fin: | 2:08.83 | (53) | | | | 2.70 | 72.22 | Avg: | 96.29 | | |
| | | | | | | | | | | | | | | | |
| 54 | 61 | ZAZZI Pietro Salomon | ITA | Int1: | 27.42 | (63) | 11-12: | 21.62 | (74) | 0.83 | | Sp1 | 105.60 | (22) | |
| | | | | Int2: | 49.04 | (74) | 12-13: | 21.09 | (48) | 2.01 | | Sp2 | 115.44 | (55) | |
| | | | | Int3: | 1:10.13 | (70) | 13-14: | 15.58 | (20) | 2.50 | | Sp3 | 103.30 | (75) | |
| | | | | Int4: | 1:25.71 | (60) | 14-15: | 20.47 | (43) | 2.78 | | | | | |
| | | | | Int5: | 1:46.18 | (57) | 15-Fin: | 22.75 | (44) | 2.46 | | | | | |
| | | | | Fin: | 2:08.93 | (54) | | | | 2.80 | 74.84 | Avg: | 96.22 | | |
| | | | | | | | | | | | | | | | |
| 55 | 36 | READ Jeffrey Atomic | CAN | Int1: | 27.24 | (44) | 11-12: | 21.14 | (49) | 0.65 | | Sp1 | 103.56 | (63) | |
| | | | | Int2: | 48.38 | (47) | 12-13: | 21.14 | (50) | 1.35 | | Sp2 | 116.23 | (41) | |
| | | | | Int3: | 1:09.52 | (47) | 13-14: | 15.85 | (55) | 1.89 | | Sp3 | 108.10 | (41) | |
| | | | | Int4: | 1:25.37 | (50) | 14-15: | 20.73 | (54) | 2.44 | | | | | |
| | | | | Int5: | 1:46.10 | (54) | 15-Fin: | 23.01 | (57) | 2.38 | | | | | |
| | | | | Fin: | 2:09.11 | (55) | | | | 2.98 | 79.54 | Avg: | 96.09 | | |
| | | | | | | | | | | | | | | | |

Val Gardena (ITA)



3rd Men's Downhill

TUE 13 DEC 2022

PERFORMANCE ANALYSIS BY RANK 1ST TRAINING

Start Time 11:45

Number of Competitors: 77 Number of NSAs: 16

| Rank | Bib | Name Ski | NSA Code | Positions | | | Partials | | Difference | | Speed | | | |
|------|-----|--------------------------------|-------------|-----------|---------|------|----------|-------|------------|------|----------|------|--------|------|
| | | | | Pos | Time | Rank | Pos | Time | Rank | Time | Dist.(m) | Pos. | (km/h) | Rank |
| 56 | 11 | ODERMATT Marco Stoekli | SUI | Int1: | 27.26 | (47) | 11-12: | 21.04 | (38) | 0.67 | | Sp1 | 104.35 | (48) |
| | | | | Int2: | 48.30 | (40) | 12-13: | 21.26 | (58) | 1.27 | | Sp2 | 114.69 | (63) |
| | | | | Int3: | 1:09.56 | (51) | 13-14: | 16.19 | (73) | 1.93 | | Sp3 | 106.70 | (60) |
| | | | | Int4: | 1:25.75 | (62) | 14-15: | 20.09 | (11) | 2.82 | | | | |
| | | | | Int5: | 1:45.84 | (50) | 15-Fin: | 23.33 | (69) | 2.12 | | | | |
| | | | | Fin: | 2:09.17 | (56) | | | | 3.04 | 81.10 | Avg: | 96.04 | |
| | | | | | | | | | | | | | | |
| 57 | 21 | ALEXANDER Cameron Rossignol | CAN | Int1: | 27.47 | (69) | 11-12: | 20.89 | (25) | 0.88 | | Sp1 | 104.06 | (56) |
| | | | | Int2: | 48.36 | (46) | 12-13: | 21.23 | (56) | 1.33 | | Sp2 | 115.29 | (57) |
| | | | | Int3: | 1:09.59 | (54) | 13-14: | 16.11 | (70) | 1.96 | | Sp3 | 102.40 | (77) |
| | | | | Int4: | 1:25.70 | (58) | 14-15: | 20.42 | (35) | 2.77 | | | | |
| | | | | Int5: | 1:46.12 | (55) | 15-Fin: | 23.17 | (66) | 2.40 | | | | |
| | | | | Fin: | 2:09.29 | (57) | | | | 3.16 | 84.22 | Avg: | 95.95 | |
| | | | | | | | | | | | | | | |
| 58 | 38 | ROULIN Gilles Head | SUI | Int1: | 27.36 | (59) | 11-12: | 21.24 | (59) | 0.77 | | Sp1 | 104.72 | (38) |
| | | | | Int2: | 48.60 | (60) | 12-13: | 21.43 | (68) | 1.57 | | Sp2 | 111.67 | (75) |
| | | | | Int3: | 1:10.03 | (68) | 13-14: | 15.83 | (51) | 2.40 | | Sp3 | 109.10 | (21) |
| | | | | Int4: | 1:25.86 | (65) | 14-15: | 20.73 | (54) | 2.93 | | | | |
| | | | | Int5: | 1:46.59 | (61) | 15-Fin: | 22.79 | (49) | 2.87 | | | | |
| | | | | Fin: | 2:09.38 | (58) | | | | 3.25 | 86.56 | Avg: | 95.88 | |
| | | | | | | | | | | | | | | |
| 59 | 49 | ROEA Henrik Nordica | NOR | Int1: | 27.26 | (47) | 11-12: | 21.52 | (69) | 0.67 | | Sp1 | 105.46 | (25) |
| | | | | Int2: | 48.78 | (67) | 12-13: | 21.26 | (58) | 1.75 | | Sp2 | 117.16 | (29) |
| | | | | Int3: | 1:10.04 | (69) | 13-14: | 15.73 | (42) | 2.41 | | Sp3 | 108.00 | (46) |
| | | | | Int4: | 1:25.77 | (63) | 14-15: | 20.89 | (61) | 2.84 | | | | |
| | | | | Int5: | 1:46.66 | (62) | 15-Fin: | 22.79 | (49) | 2.94 | | | | |
| | | | | Fin: | 2:09.45 | (59) | | | | 3.32 | 88.38 | Avg: | 95.83 | |
| | | | | | | | | | | | | | | |
| 60 | 1 | SCHWAIGER Dominik Head | GER | Int1: | 27.33 | (58) | 11-12: | 21.08 | (42) | 0.74 | | Sp1 | 104.33 | (49) |
| | | | | Int2: | 48.41 | (48) | 12-13: | 21.43 | (68) | 1.38 | | Sp2 | 113.15 | (69) |
| | | | | Int3: | 1:09.84 | (61) | 13-14: | 16.10 | (69) | 2.21 | | Sp3 | 106.50 | (61) |
| | | | | Int4: | 1:25.94 | (68) | 14-15: | 20.47 | (43) | 3.01 | | | | |
| | | | | Int5: | 1:46.41 | (60) | 15-Fin: | 23.07 | (61) | 2.69 | | | | |
| | | | | Fin: | 2:09.48 | (60) | | | | 3.35 | 89.16 | Avg: | 95.81 | |
| | | | | | | | | | | | | | | |
| 61 * | 15 | FEUZ Beat Head | SUI | Int1: | 27.27 | (50) | 11-12: | 21.25 | (60) | 0.68 | | Sp1 | 105.04 | (34) |
| | | | | Int2: | 48.52 | (56) | 12-13: | 21.15 | (52) | 1.49 | | Sp2 | 111.28 | (77) |
| | | | | Int3: | 1:09.67 | (56) | 13-14: | 15.84 | (53) | 2.04 | | Sp3 | 106.90 | (59) |
| | | | | Int4: | 1:25.51 | (54) | 14-15: | 20.68 | (52) | 2.58 | | | | |
| | | | | Int5: | 1:46.19 | (58) | 15-Fin: | 23.33 | (69) | 2.47 | | | | |
| | | | | Fin: | 2:09.52 | (61) | | | | 3.39 | 90.19 | Avg: | 95.78 | |
| | | | | | | | | | | | | | | |
| 62 | 74 | BENDIK Martin Atomic | SVK | Int1: | 27.43 | (65) | 11-12: | 21.21 | (54) | 0.84 | | Sp1 | 104.29 | (50) |
| | | | | Int2: | 48.64 | (62) | 12-13: | 21.28 | (62) | 1.61 | | Sp2 | 116.79 | (33) |
| | | | | Int3: | 1:09.92 | (63) | 13-14: | 16.11 | (70) | 2.29 | | Sp3 | 108.80 | (26) |
| | | | | Int4: | 1:26.03 | (69) | 14-15: | 20.99 | (64) | 3.10 | | | | |
| | | | | Int5: | 1:47.02 | (69) | 15-Fin: | 22.72 | (39) | 3.30 | | | | |
| | | | | Fin: | 2:09.74 | (62) | | | | 3.61 | 95.88 | Avg: | 95.62 | |
| | | | | | | | | | | | | | | |
| 63 | 76 | BRENCCE Christoph Atomic | GER | Int1: | 27.51 | (74) | 11-12: | 20.98 | (34) | 0.92 | | Sp1 | 104.23 | (51) |
| | | | | Int2: | 48.49 | (50) | 12-13: | 21.39 | (67) | 1.46 | | Sp2 | 118.41 | (9) |
| | | | | Int3: | 1:09.88 | (62) | 13-14: | 15.96 | (65) | 2.25 | | Sp3 | 107.60 | (54) |
| | | | | Int4: | 1:25.84 | (64) | 14-15: | 21.04 | (66) | 2.91 | | | | |
| | | | | Int5: | 1:46.88 | (67) | 15-Fin: | 22.93 | (53) | 3.16 | | | | |
| | | | | Fin: | 2:09.81 | (63) | | | | 3.68 | 97.69 | Avg: | 95.57 | |
| | | | | | | | | | | | | | | |

Val Gardena (ITA)

3rd Men's Downhill

TUE 13 DEC 2022


PERFORMANCE ANALYSIS BY RANK 1ST TRAINING

Start Time 11:45

Number of Competitors: 77 Number of NSAs: 16

| Rank | Bib | Name Ski | NSA Code | Positions | | | Partials | | Difference | | Speed | | | | |
|------|-----|-------------------------------|-------------|-----------|---------|------|----------|-------|------------|------|----------|------|--------|------|--|
| | | | | Pos | Time | Rank | Pos | Time | Rank | Time | Dist.(m) | Pos. | (km/h) | Rank | |
| 64 | 75 | ALESSANDRIA Arnaud Salomon | MON | Int1: | 27.29 | (53) | 11-12: | 21.26 | (63) | 0.70 | | Sp1 | 102.76 | (72) | |
| | | | | Int2: | 48.55 | (58) | 12-13: | 21.46 | (73) | 1.52 | | Sp2 | 115.62 | (52) | |
| | | | | Int3: | 1:10.01 | (67) | 13-14: | 15.85 | (55) | 2.38 | | Sp3 | 106.50 | (61) | |
| | | | | Int4: | 1:25.86 | (65) | 14-15: | 20.98 | (63) | 2.93 | | | | | |
| | | | | Int5: | 1:46.84 | (65) | 15-Fin: | 23.13 | (65) | 3.12 | | | | | |
| | | | | Fin: | 2:09.97 | (64) | | | | 3.84 | 101.81 | Avg: | 95.45 | | |
| 65 | 47 | MURISIER Justin Head | SUI | Int1: | 27.30 | (54) | 11-12: | 21.67 | (75) | 0.71 | | Sp1 | 103.14 | (70) | |
| | | | | Int2: | 48.97 | (72) | 12-13: | 21.34 | (65) | 1.94 | | Sp2 | 115.09 | (60) | |
| | | | | Int3: | 1:10.31 | (72) | 13-14: | 16.09 | (68) | 2.68 | | Sp3 | 108.20 | (40) | |
| | | | | Int4: | 1:26.40 | (72) | 14-15: | 20.41 | (34) | 3.47 | | | | | |
| | | | | Int5: | 1:46.81 | (64) | 15-Fin: | 23.17 | (66) | 3.09 | | | | | |
| | | | | Fin: | 2:09.98 | (65) | | | | 3.85 | 102.07 | Avg: | 95.44 | | |
| 66 | 22 | CATER Martin Salomon | SLO | Int1: | 27.44 | (66) | 11-12: | 21.20 | (53) | 0.85 | | Sp1 | 103.83 | (60) | |
| | | | | Int2: | 48.64 | (62) | 12-13: | 21.36 | (66) | 1.61 | | Sp2 | 115.53 | (53) | |
| | | | | Int3: | 1:10.00 | (66) | 13-14: | 16.14 | (72) | 2.37 | | Sp3 | 105.40 | (66) | |
| | | | | Int4: | 1:26.14 | (70) | 14-15: | 20.59 | (49) | 3.21 | | | | | |
| | | | | Int5: | 1:46.73 | (63) | 15-Fin: | 23.32 | (68) | 3.01 | | | | | |
| | | | | Fin: | 2:10.05 | (66) | | | | 3.92 | 103.87 | Avg: | 95.39 | | |
| 67 | 72 | NEGOMIR Kyle Atomic | USA | Int1: | 27.54 | (75) | 11-12: | 21.86 | (76) | 0.95 | | Sp1 | 104.17 | (54) | |
| | | | | Int2: | 49.40 | (76) | 12-13: | 21.44 | (71) | 2.37 | | Sp2 | 112.61 | (72) | |
| | | | | Int3: | 1:10.84 | (77) | 13-14: | 16.21 | (74) | 3.21 | | Sp3 | 108.00 | (46) | |
| | | | | Int4: | 1:27.05 | (76) | 14-15: | 20.27 | (22) | 4.12 | | | | | |
| | | | | Int5: | 1:47.32 | (71) | 15-Fin: | 22.99 | (55) | 3.60 | | | | | |
| | | | | Fin: | 2:10.31 | (67) | | | | 4.18 | 110.54 | Avg: | 95.20 | | |
| 68 * | 9 | COCHRAN-SIEGLE Ryan Head | USA | Int1: | 27.14 | (34) | 11-12: | 20.56 | (4) | 0.55 | | Sp1 | 104.80 | (36) | |
| | | | | Int2: | 47.70 | (6) | 12-13: | 20.78 | (8) | 0.67 | | Sp2 | 117.46 | (25) | |
| | | | | Int3: | 1:08.48 | (6) | 13-14: | 15.60 | (23) | 0.85 | | Sp3 | 103.50 | (74) | |
| | | | | Int4: | 1:24.08 | (10) | 14-15: | 21.22 | (72) | 1.15 | | | | | |
| | | | | Int5: | 1:45.30 | (37) | 15-Fin: | 25.03 | (77) | 1.58 | | | | | |
| | | | | Fin: | 2:10.33 | (68) | | | | 4.20 | 111.05 | Avg: | 95.19 | | |
| 69 * | 25 | NYMAN Steven Fischer | USA | Int1: | 27.36 | (59) | 11-12: | 20.95 | (33) | 0.77 | | Sp1 | 104.44 | (46) | |
| | | | | Int2: | 48.31 | (41) | 12-13: | 21.19 | (54) | 1.28 | | Sp2 | 117.63 | (23) | |
| | | | | Int3: | 1:09.50 | (45) | 13-14: | 15.94 | (62) | 1.87 | | Sp3 | 105.90 | (65) | |
| | | | | Int4: | 1:25.44 | (52) | 14-15: | 21.48 | (74) | 2.51 | | | | | |
| | | | | Int5: | 1:46.92 | (68) | 15-Fin: | 23.51 | (73) | 3.20 | | | | | |
| | | | | Fin: | 2:10.43 | (69) | | | | 4.30 | 113.61 | Avg: | 95.11 | | |
| 70 | 77 | SZOLLOS Barnabas Kaestle | ISR | Int1: | 27.42 | (63) | 11-12: | 21.56 | (71) | 0.83 | | Sp1 | 103.54 | (64) | |
| | | | | Int2: | 48.98 | (73) | 12-13: | 21.46 | (73) | 1.95 | | Sp2 | 115.38 | (56) | |
| | | | | Int3: | 1:10.44 | (74) | 13-14: | 15.81 | (48) | 2.81 | | Sp3 | 107.30 | (56) | |
| | | | | Int4: | 1:26.25 | (71) | 14-15: | 21.14 | (69) | 3.32 | | | | | |
| | | | | Int5: | 1:47.39 | (72) | 15-Fin: | 23.10 | (64) | 3.67 | | | | | |
| | | | | Fin: | 2:10.49 | (70) | | | | 4.36 | 115.14 | Avg: | 95.07 | | |
| 71 | 42 | PIFFNER Marco | LIE | Int1: | 27.72 | (77) | 11-12: | 21.52 | (69) | 1.13 | | Sp1 | 104.45 | (45) | |
| | | | | Int2: | 49.24 | (75) | 12-13: | 21.43 | (68) | 2.21 | | Sp2 | 112.30 | (74) | |
| | | | | Int3: | 1:10.67 | (76) | 13-14: | 15.95 | (64) | 3.04 | | Sp3 | 102.90 | (76) | |
| | | | | Int4: | 1:26.62 | (73) | 14-15: | 21.11 | (68) | 3.69 | | | | | |
| | | | | Int5: | 1:47.73 | (74) | 15-Fin: | 22.99 | (55) | 4.01 | | | | | |
| | | | | Fin: | 2:10.72 | (71) | | | | 4.59 | 121.00 | Avg: | 94.90 | | |

Val Gardena (ITA)

3rd Men's Downhill

TUE 13 DEC 2022



PERFORMANCE ANALYSIS BY RANK 1ST TRAINING

Start Time 11:45

Number of Competitors: 77 Number of NSAs: 16

| Rank | Bib | Name Ski | NSA Code | Positions | | | Partials | | Difference | | Speed | | | | |
|------|-----|--------------------------------|-------------|-----------|---------|------|----------|-------|------------|------|----------|------|--------|------|--|
| | | | | Pos | Time | Rank | Pos | Time | Rank | Time | Dist.(m) | Pos. | (km/h) | Rank | |
| 72 | 66 | SCHRAMM Jacob Head | GER | Int1: | 27.49 | (73) | 11-12: | 21.21 | (54) | 0.90 | | Sp1 | 104.70 | (39) | |
| | | | | Int2: | 48.70 | (64) | 12-13: | 21.29 | (64) | 1.67 | | Sp2 | 114.14 | (67) | |
| | | | | Int3: | 1:09.99 | (65) | 13-14: | 15.87 | (58) | 2.36 | | Sp3 | 106.00 | (64) | |
| | | | | Int4: | 1:25.86 | (65) | 14-15: | 21.20 | (71) | 2.93 | | | | | |
| | | | | Int5: | 1:47.06 | (70) | 15-Fin: | 23.67 | (74) | 3.34 | | | | | |
| | | | | Fin: | 2:10.73 | (72) | | | | 4.60 | 121.25 | Avg: | 94.89 | | |
| | | | | | | | | | | | | | | | |
| 75 | 63 | ALEXANDER Kyle Rossignol | CAN | Int1: | 27.32 | (56) | 11-12: | 21.18 | (52) | 0.73 | | Sp1 | 103.61 | (62) | |
| | | | | Int2: | 48.50 | (51) | 12-13: | 21.27 | (60) | 1.47 | | Sp2 | 112.41 | (73) | |
| | | | | Int3: | 1:09.77 | (58) | 13-14: | 15.93 | (59) | 2.14 | | Sp3 | 105.10 | (69) | |
| | | | | Int4: | 1:25.70 | (58) | 14-15: | 21.16 | (70) | 2.77 | | | | | |
| | | | | Int5: | 1:46.86 | (66) | 15-Fin: | 23.87 | (75) | 3.14 | | | | | |
| | | | | Fin: | 2:10.73 | (72) | | | | 4.60 | 121.25 | Avg: | 94.89 | | |
| | | | | | | | | | | | | | | | |
| 74 | 64 | FRANZONI Giovanni Rossignol | ITA | Int1: | 27.46 | (67) | 11-12: | 21.50 | (68) | 0.87 | | Sp1 | 101.40 | (75) | |
| | | | | Int2: | 48.96 | (71) | 12-13: | 21.46 | (73) | 1.93 | | Sp2 | 113.81 | (68) | |
| | | | | Int3: | 1:10.42 | (73) | 13-14: | 16.26 | (75) | 2.79 | | Sp3 | 104.40 | (72) | |
| | | | | Int4: | 1:26.68 | (74) | 14-15: | 20.73 | (54) | 3.75 | | | | | |
| | | | | Int5: | 1:47.41 | (73) | 15-Fin: | 23.49 | (72) | 3.69 | | | | | |
| | | | | Fin: | 2:10.90 | (74) | | | | 4.77 | 125.57 | Avg: | 94.77 | | |
| | | | | | | | | | | | | | | | |
| 76 | 68 | ARVIDSSON Erik Head | USA | Int1: | 27.28 | (52) | 11-12: | 21.22 | (56) | 0.69 | | Sp1 | 104.93 | (35) | |
| | | | | Int2: | 48.50 | (51) | 12-13: | 20.95 | (30) | 1.47 | | Sp2 | 118.49 | (7) | |
| | | | | Int3: | 1:09.45 | (44) | 13-14: | 15.63 | (26) | 1.82 | | Sp3 | 107.30 | (56) | |
| | | | | Int4: | 1:25.08 | (42) | 14-15: | 25.71 | (77) | 2.15 | | | | | |
| | | | | Int5: | 1:50.79 | (76) | 15-Fin: | 23.05 | (59) | 7.07 | | | | | |
| | | | | Fin: | 2:13.84 | (76) | | | | 7.71 | 198.51 | Avg: | 92.69 | | |
| | | | | | | | | | | | | | | | |
| 77 * | 65 | TRANINGER Manuel Atomic | AUT | Int1: | 27.48 | (71) | 11-12: | 21.41 | (66) | 0.89 | | Sp1 | 100.84 | (76) | |
| | | | | Int2: | 48.89 | (70) | 12-13: | 21.74 | (76) | 1.86 | | Sp2 | 111.39 | (76) | |
| | | | | Int3: | 1:10.63 | (75) | 13-14: | 18.58 | (77) | 3.00 | | Sp3 | 105.20 | (67) | |
| | | | | Int4: | 1:29.21 | (77) | 14-15: | 21.84 | (76) | 6.28 | | | | | |
| | | | | Int5: | 1:51.05 | (77) | 15-Fin: | 23.91 | (76) | 7.33 | | | | | |
| | | | | Fin: | 2:14.96 | (77) | | | | 8.83 | 225.46 | Avg: | 91.92 | | |
| | | | | | | | | | | | | | | | |

Intermediate Time Positions : Int. 1 = Inter1 Int. 2 = Inter2 Int. 3 = Inter3


Int. 4 = Inter4 Int. 5 = Inter5

Speed Measurement Positions : Sp 1 = Speed 1 Sp 2 = Speed 2 Sp 3 = Speed 3

| Legend: | | | | | | | |
|---------|----------------|-----|----------------|----------|--------------------------------|-----|--------|
| * | Gate(s) missed | Avg | Average | Dist.(m) | Distance in metres | Fin | Finish |
| Int | Intermediate | ix | Intermediate x | Pos. | Intermediate or speed position | | |
| Sp | Speed trap | | | | | | |



VAL GARDENA-GRÖDEN



AUDI FIS SKI WORLD CUP 2022/23



3rd Men's Downhill

TUE 13 DEC 2022

PERFORMANCE ANALYSIS BY BIB 1ST TRAINING

Start Time 11:45

Number of Competitors: 77 Number of NSAs: 16

| Bib | Name Ski | NSA Code | Positions | | | Partials | | Difference | | Speed | | | | |
|-----|-------------------------------------|-------------|-----------|---------|------|----------|-------|------------|------|----------|------|--------|------|--|
| | | | Pos | Time | Rank | Pos | Time | Rank | Time | Dist.(m) | Pos. | (km/h) | Rank | |
| 1 | SCHWAIGER Dominik Head | GER | Int1: | 27.33 | (58) | 11-12: | 21.08 | (42) | 0.74 | | Sp1 | 104.33 | (49) | |
| | | | Int2: | 48.41 | (48) | 12-13: | 21.43 | (68) | 1.38 | | Sp2 | 113.15 | (69) | |
| | | | Int3: | 1:09.84 | (61) | 13-14: | 16.10 | (69) | 2.21 | | Sp3 | 106.50 | (61) | |
| | | | Int4: | 1:25.94 | (68) | 14-15: | 20.47 | (43) | 3.01 | | | | | |
| | | | Int5: | 1:46.41 | (60) | 15-Fin: | 23.07 | (61) | 2.69 | | | | | |
| | | | Fin: | 2:09.48 | (60) | | | | 3.35 | 89.16 | Avg: | 95.81 | | |
| | | | | | | | | | | | | | | |
| 2 | MARSAGLIA Matteo Fischer | ITA | Int1: | 27.06 | (19) | 11-12: | 21.15 | (51) | 0.47 | | Sp1 | 103.94 | (59) | |
| | | | Int2: | 48.21 | (37) | 12-13: | 21.13 | (49) | 1.18 | | Sp2 | 113.14 | (70) | |
| | | | Int3: | 1:09.34 | (39) | 13-14: | 15.78 | (47) | 1.71 | | Sp3 | 107.60 | (54) | |
| | | | Int4: | 1:25.12 | (44) | 14-15: | 20.25 | (20) | 2.19 | | | | | |
| | | | Int5: | 1:45.37 | (40) | 15-Fin: | 23.09 | (63) | 1.65 | | | | | |
| | | | Fin: | 2:08.46 | (46) | | | | 2.33 | 62.50 | Avg: | 96.57 | | |
| | | | | | | | | | | | | | | |
| * 3 | DRESSEN Thomas Rossignol | GER | Int1: | 27.25 | (45) | 11-12: | 20.81 | (19) | 0.66 | | Sp1 | 105.39 | (26) | |
| | | | Int2: | 48.06 | (30) | 12-13: | 20.96 | (33) | 1.03 | | Sp2 | 117.20 | (28) | |
| | | | Int3: | 1:09.02 | (30) | 13-14: | 15.51 | (15) | 1.39 | | Sp3 | 108.00 | (46) | |
| | | | Int4: | 1:24.53 | (25) | 14-15: | 20.53 | (46) | 1.60 | | | | | |
| | | | Int5: | 1:45.06 | (31) | 15-Fin: | 23.07 | (61) | 1.34 | | | | | |
| | | | Fin: | 2:08.13 | (40) | | | | 2.00 | 53.79 | Avg: | 96.82 | | |
| | | | | | | | | | | | | | | |
| 4 | STRIEDINGER Otmar Salomon | AUT | Int1: | 27.17 | (36) | 11-12: | 20.92 | (27) | 0.58 | | Sp1 | 105.23 | (30) | |
| | | | Int2: | 48.09 | (32) | 12-13: | 20.85 | (17) | 1.06 | | Sp2 | 115.69 | (50) | |
| | | | Int3: | 1:08.94 | (26) | 13-14: | 15.54 | (18) | 1.31 | | Sp3 | 108.00 | (46) | |
| | | | Int4: | 1:24.48 | (23) | 14-15: | 20.18 | (17) | 1.55 | | | | | |
| | | | Int5: | 1:44.66 | (18) | 15-Fin: | 22.72 | (39) | 0.94 | | | | | |
| | | | Fin: | 2:07.38 | (20) | | | | 1.25 | 33.82 | Avg: | 97.39 | | |
| | | | | | | | | | | | | | | |
| 5 | BAUMANN Romed Salomon | GER | Int1: | 27.17 | (36) | 11-12: | 20.63 | (7) | 0.58 | | Sp1 | 105.11 | (33) | |
| | | | Int2: | 47.80 | (16) | 12-13: | 20.74 | (4) | 0.77 | | Sp2 | 117.88 | (20) | |
| | | | Int3: | 1:08.54 | (8) | 13-14: | 15.38 | (7) | 0.91 | | Sp3 | 108.10 | (41) | |
| | | | Int4: | 1:23.92 | (4) | 14-15: | 20.04 | (7) | 0.99 | | | | | |
| | | | Int5: | 1:43.96 | (4) | 15-Fin: | 22.60 | (26) | 0.24 | | | | | |
| | | | Fin: | 2:06.56 | (5) | | | | 0.43 | 11.71 | Avg: | 98.02 | | |
| | | | | | | | | | | | | | | |
| 6 | CLAREY Johan Head | FRA | Int1: | 27.07 | (21) | 11-12: | 20.80 | (16) | 0.48 | | Sp1 | 106.50 | (9) | |
| | | | Int2: | 47.87 | (22) | 12-13: | 20.92 | (27) | 0.84 | | Sp2 | 115.46 | (54) | |
| | | | Int3: | 1:08.79 | (22) | 13-14: | 15.61 | (24) | 1.16 | | Sp3 | 109.80 | (8) | |
| | | | Int4: | 1:24.40 | (19) | 14-15: | 20.18 | (17) | 1.47 | | | | | |
| | | | Int5: | 1:44.58 | (17) | 15-Fin: | 22.35 | (3) | 0.86 | | | | | |
| | | | Fin: | 2:06.93 | (13) | | | | 0.80 | 21.72 | Avg: | 97.74 | | |
| | | | | | | | | | | | | | | |
| 7 | KRIECHMAYR Vincent Head | AUT | Int1: | 27.23 | (42) | 11-12: | 21.08 | (42) | 0.64 | | Sp1 | 103.07 | (71) | |
| | | | Int2: | 48.31 | (41) | 12-13: | 20.84 | (16) | 1.28 | | Sp2 | 116.70 | (34) | |
| | | | Int3: | 1:09.15 | (37) | 13-14: | 15.42 | (8) | 1.52 | | Sp3 | 108.30 | (39) | |
| | | | Int4: | 1:24.57 | (28) | 14-15: | 20.53 | (46) | 1.64 | | | | | |
| | | | Int5: | 1:45.10 | (32) | 15-Fin: | 22.61 | (30) | 1.38 | | | | | |
| | | | Fin: | 2:07.71 | (30) | | | | 1.58 | 42.63 | Avg: | 97.14 | | |
| | | | | | | | | | | | | | | |



Val Gardena (ITA)


3rd Men's Downhill

TUE 13 DEC 2022

PERFORMANCE ANALYSIS BY BIB 1ST TRAINING

Start Time 11:45

Number of Competitors: 77 Number of NSAs: 16

| Bib | Name Ski | NSA Code | Positions | | | Partials | | Difference | | Speed | | | | |
|-----|--|-------------|-----------|---------|------|----------|-------|------------|------|----------|------|--------|------|--|
| | | | Pos | Time | Rank | Pos | Time | Rank | Time | Dist.(m) | Pos. | (km/h) | Rank | |
| 8 | KILDE Aleksander Aamodt Atomic | NOR | Int1: | 26.88 | (5) | 11-12: | 21.09 | (45) | 0.29 | | Sp1 | 104.50 | (44) | |
| | | | Int2: | 47.97 | (25) | 12-13: | 20.82 | (13) | 0.94 | | Sp2 | 115.98 | (47) | |
| | | | Int3: | 1:08.79 | (22) | 13-14: | 15.81 | (48) | 1.16 | | Sp3 | 109.10 | (21) | |
| | | | Int4: | 1:24.60 | (29) | 14-15: | 19.85 | (2) | 1.67 | | | | | |
| | | | Int5: | 1:44.45 | (11) | 15-Fin: | 22.49 | (14) | 0.73 | | | | | |
| | | | Fin: | 2:06.94 | (14) | | | | 0.81 | 21.99 | Avg: | 97.73 | | |
| | | | | | | | | | | | | | | |
| * 9 | COCHRAN-SIEGLE Ryan Head | USA | Int1: | 27.14 | (34) | 11-12: | 20.56 | (4) | 0.55 | | Sp1 | 104.80 | (36) | |
| | | | Int2: | 47.70 | (6) | 12-13: | 20.78 | (8) | 0.67 | | Sp2 | 117.46 | (25) | |
| | | | Int3: | 1:08.48 | (6) | 13-14: | 15.60 | (23) | 0.85 | | Sp3 | 103.50 | (74) | |
| | | | Int4: | 1:24.08 | (10) | 14-15: | 21.22 | (72) | 1.15 | | | | | |
| | | | Int5: | 1:45.30 | (37) | 15-Fin: | 25.03 | (77) | 1.58 | | | | | |
| | | | Fin: | 2:10.33 | (68) | | | | 4.20 | 111.05 | Avg: | 95.19 | | |
| | | | | | | | | | | | | | | |
| 10 | PARIS Dominik Nordica | ITA | Int1: | 26.99 | (14) | 11-12: | 20.85 | (20) | 0.40 | | Sp1 | 104.61 | (41) | |
| | | | Int2: | 47.84 | (20) | 12-13: | 20.87 | (19) | 0.81 | | Sp2 | 116.47 | (37) | |
| | | | Int3: | 1:08.71 | (18) | 13-14: | 15.71 | (36) | 1.08 | | Sp3 | 108.70 | (27) | |
| | | | Int4: | 1:24.42 | (22) | 14-15: | 20.79 | (59) | 1.49 | | | | | |
| | | | Int5: | 1:45.21 | (34) | 15-Fin: | 22.66 | (34) | 1.49 | | | | | |
| | | | Fin: | 2:07.87 | (37) | | | | 1.74 | 46.89 | Avg: | 97.02 | | |
| | | | | | | | | | | | | | | |
| 11 | ODERMATT Marco Stoekli | SUI | Int1: | 27.26 | (47) | 11-12: | 21.04 | (38) | 0.67 | | Sp1 | 104.35 | (48) | |
| | | | Int2: | 48.30 | (40) | 12-13: | 21.26 | (58) | 1.27 | | Sp2 | 114.69 | (63) | |
| | | | Int3: | 1:09.56 | (51) | 13-14: | 16.19 | (73) | 1.93 | | Sp3 | 106.70 | (60) | |
| | | | Int4: | 1:25.75 | (62) | 14-15: | 20.09 | (11) | 2.82 | | | | | |
| | | | Int5: | 1:45.84 | (50) | 15-Fin: | 23.33 | (69) | 2.12 | | | | | |
| | | | Fin: | 2:09.17 | (56) | | | | 3.04 | 81.10 | Avg: | 96.04 | | |
| | | | | | | | | | | | | | | |
| 12 | HEMETSBERGER Daniel Fischer | AUT | Int1: | 27.25 | (45) | 11-12: | 21.58 | (73) | 0.66 | | Sp1 | 104.69 | (40) | |
| | | | Int2: | 48.83 | (68) | 12-13: | 21.00 | (35) | 1.80 | | Sp2 | 116.13 | (43) | |
| | | | Int3: | 1:09.83 | (60) | 13-14: | 15.71 | (36) | 2.20 | | Sp3 | 108.00 | (46) | |
| | | | Int4: | 1:25.54 | (55) | 14-15: | 19.88 | (3) | 2.61 | | | | | |
| | | | Int5: | 1:45.42 | (43) | 15-Fin: | 22.82 | (52) | 1.70 | | | | | |
| | | | Fin: | 2:08.24 | (41) | | | | 2.11 | 56.70 | Avg: | 96.74 | | |
| | | | | | | | | | | | | | | |
| 13 | MAYER Matthias Head | AUT | Int1: | 27.12 | (31) | 11-12: | 20.86 | (21) | 0.53 | | Sp1 | 106.18 | (10) | |
| | | | Int2: | 47.98 | (26) | 12-13: | 20.96 | (33) | 0.95 | | Sp2 | 116.04 | (46) | |
| | | | Int3: | 1:08.94 | (26) | 13-14: | 15.62 | (25) | 1.31 | | Sp3 | 108.10 | (41) | |
| | | | Int4: | 1:24.56 | (27) | 14-15: | 20.46 | (39) | 1.63 | | | | | |
| | | | Int5: | 1:45.02 | (29) | 15-Fin: | 22.70 | (38) | 1.30 | | | | | |
| | | | Fin: | 2:07.72 | (31) | | | | 1.59 | 42.90 | Avg: | 97.13 | | |
| | | | | | | | | | | | | | | |
| 14 | HINTERMANN Niels Atomic | SUI | Int1: | 27.12 | (31) | 11-12: | 20.62 | (6) | 0.53 | | Sp1 | 103.50 | (66) | |
| | | | Int2: | 47.74 | (7) | 12-13: | 20.90 | (22) | 0.71 | | Sp2 | 116.06 | (45) | |
| | | | Int3: | 1:08.64 | (14) | 13-14: | 15.67 | (31) | 1.01 | | Sp3 | 109.80 | (8) | |
| | | | Int4: | 1:24.31 | (17) | 14-15: | 20.73 | (54) | 1.38 | | | | | |
| | | | Int5: | 1:45.04 | (30) | 15-Fin: | 22.45 | (9) | 1.32 | | | | | |
| | | | Fin: | 2:07.49 | (24) | | | | 1.36 | 36.76 | Avg: | 97.31 | | |
| | | | | | | | | | | | | | | |
| *15 | FEUZ Beat Head | SUI | Int1: | 27.27 | (50) | 11-12: | 21.25 | (60) | 0.68 | | Sp1 | 105.04 | (34) | |
| | | | Int2: | 48.52 | (56) | 12-13: | 21.15 | (52) | 1.49 | | Sp2 | 111.28 | (77) | |
| | | | Int3: | 1:09.67 | (56) | 13-14: | 15.84 | (53) | 2.04 | | Sp3 | 106.90 | (59) | |
| | | | Int4: | 1:25.51 | (54) | 14-15: | 20.68 | (52) | 2.58 | | | | | |
| | | | Int5: | 1:46.19 | (58) | 15-Fin: | 23.33 | (69) | 2.47 | | | | | |
| | | | Fin: | 2:09.52 | (61) | | | | 3.39 | 90.19 | Avg: | 95.78 | | |
| | | | | | | | | | | | | | | |

Val Gardena (ITA)



3rd Men's Downhill

TUE 13 DEC 2022

PERFORMANCE ANALYSIS BY BIB 1ST TRAINING

Start Time 11:45

Number of Competitors: 77 Number of NSAs: 16

| Bib | Name Ski | NSA Code | Positions | | | Partials | | Difference | | Speed | | | | |
|-----|---|-------------|-----------|---------|------|----------|-------|------------|------|----------|--------|--------|-------|--|
| | | | Pos | Time | Rank | Pos | Time | Rank | Time | Dist.(m) | Pos. | (km/h) | Rank | |
| *16 | CRAWFORD James Head | CAN | Int1: | 27.17 | (36) | 11-12: | 21.57 | (72) | 0.58 | | Sp1 | 103.15 | (69) | |
| | | | Int2: | 48.74 | (66) | 12-13: | 20.91 | (24) | 1.71 | | Sp2 | 114.54 | (65) | |
| | | | Int3: | 1:09.65 | (55) | 13-14: | 16.03 | (67) | 2.02 | | Sp3 | 107.20 | (58) | |
| | | | Int4: | 1:25.68 | (57) | 14-15: | 20.06 | (9) | 2.75 | | | | | |
| | | | Int5: | 1:45.74 | (47) | 15-Fin: | 23.06 | (60) | 2.02 | | | | | |
| | | | Fin: | 2:08.80 | (52) | | | | | 2.67 | 71.43 | Avg: | 96.32 | |
| | | | | | | | | | | | | | | |
| 17 | INNERHOFER Christof Rossignol | ITA | Int1: | 26.90 | (6) | 11-12: | 20.94 | (32) | 0.31 | | Sp1 | 105.64 | (21) | |
| | | | Int2: | 47.84 | (20) | 12-13: | 20.79 | (11) | 0.81 | | Sp2 | 116.48 | (36) | |
| | | | Int3: | 1:08.63 | (13) | 13-14: | 15.72 | (39) | 1.00 | | Sp3 | 108.50 | (34) | |
| | | | Int4: | 1:24.35 | (18) | 14-15: | 20.63 | (51) | 1.42 | | | | | |
| | | | Int5: | 1:44.98 | (27) | 15-Fin: | 22.55 | (22) | 1.26 | | | | | |
| | | | Fin: | 2:07.53 | (25) | | | | | 1.40 | 37.83 | Avg: | 97.28 | |
| | | | | | | | | | | | | | | |
| 18 | BENNETT Bryce Fischer | USA | Int1: | 27.06 | (19) | 11-12: | 20.72 | (11) | 0.47 | | Sp1 | 106.05 | (13) | |
| | | | Int2: | 47.78 | (10) | 12-13: | 20.81 | (12) | 0.75 | | Sp2 | 117.66 | (22) | |
| | | | Int3: | 1:08.59 | (12) | 13-14: | 15.81 | (48) | 0.96 | | Sp3 | 109.70 | (11) | |
| | | | Int4: | 1:24.40 | (19) | 14-15: | 20.06 | (9) | 1.47 | | | | | |
| | | | Int5: | 1:44.46 | (12) | 15-Fin: | 22.46 | (11) | 0.74 | | | | | |
| | | | Fin: | 2:06.92 | (12) | | | | | 0.79 | 21.45 | Avg: | 97.74 | |
| | | | | | | | | | | | | | | |
| 19 | GANONG Travis Atomic | USA | Int1: | 27.07 | (21) | 11-12: | 20.67 | (9) | 0.48 | | Sp1 | 108.03 | (4) | |
| | | | Int2: | 47.74 | (7) | 12-13: | 20.83 | (15) | 0.71 | | Sp2 | 116.27 | (39) | |
| | | | Int3: | 1:08.57 | (10) | 13-14: | 15.69 | (33) | 0.94 | | Sp3 | 105.20 | (67) | |
| | | | Int4: | 1:24.26 | (15) | 14-15: | 20.11 | (12) | 1.33 | | | | | |
| | | | Int5: | 1:44.37 | (8) | 15-Fin: | 22.54 | (21) | 0.65 | | | | | |
| | | | Fin: | 2:06.91 | (10) | | | | | 0.78 | 21.18 | Avg: | 97.75 | |
| | | | | | | | | | | | | | | |
| 20 | FERSTL Josef Head | GER | Int1: | 26.95 | (10) | 11-12: | 20.88 | (24) | 0.36 | | Sp1 | 106.17 | (11) | |
| | | | Int2: | 47.83 | (18) | 12-13: | 20.74 | (4) | 0.80 | | Sp2 | 115.66 | (51) | |
| | | | Int3: | 1:08.57 | (10) | 13-14: | 15.71 | (36) | 0.94 | | Sp3 | 108.40 | (36) | |
| | | | Int4: | 1:24.28 | (16) | 14-15: | 20.26 | (21) | 1.35 | | | | | |
| | | | Int5: | 1:44.54 | (16) | 15-Fin: | 22.76 | (45) | 0.82 | | | | | |
| | | | Fin: | 2:07.30 | (18) | | | | | 1.17 | 31.67 | Avg: | 97.45 | |
| | | | | | | | | | | | | | | |
| 21 | ALEXANDER Cameron Rossignol | CAN | Int1: | 27.47 | (69) | 11-12: | 20.89 | (25) | 0.88 | | Sp1 | 104.06 | (56) | |
| | | | Int2: | 48.36 | (46) | 12-13: | 21.23 | (56) | 1.33 | | Sp2 | 115.29 | (57) | |
| | | | Int3: | 1:09.59 | (54) | 13-14: | 16.11 | (70) | 1.96 | | Sp3 | 102.40 | (77) | |
| | | | Int4: | 1:25.70 | (58) | 14-15: | 20.42 | (35) | 2.77 | | | | | |
| | | | Int5: | 1:46.12 | (55) | 15-Fin: | 23.17 | (66) | 2.40 | | | | | |
| | | | Fin: | 2:09.29 | (57) | | | | | 3.16 | 84.22 | Avg: | 95.95 | |
| | | | | | | | | | | | | | | |
| 22 | CATER Martin Salomon | SLO | Int1: | 27.44 | (66) | 11-12: | 21.20 | (53) | 0.85 | | Sp1 | 103.83 | (60) | |
| | | | Int2: | 48.64 | (62) | 12-13: | 21.36 | (66) | 1.61 | | Sp2 | 115.53 | (53) | |
| | | | Int3: | 1:10.00 | (66) | 13-14: | 16.14 | (72) | 2.37 | | Sp3 | 105.40 | (66) | |
| | | | Int4: | 1:26.14 | (70) | 14-15: | 20.59 | (49) | 3.21 | | | | | |
| | | | Int5: | 1:46.73 | (63) | 15-Fin: | 23.32 | (68) | 3.01 | | | | | |
| | | | Fin: | 2:10.05 | (66) | | | | | 3.92 | 103.87 | Avg: | 95.39 | |
| | | | | | | | | | | | | | | |
| 23 | GIEZENDANNER Blaise Atomic | FRA | Int1: | 27.12 | (31) | 11-12: | 21.05 | (39) | 0.53 | | Sp1 | 104.54 | (43) | |
| | | | Int2: | 48.17 | (34) | 12-13: | 20.85 | (17) | 1.14 | | Sp2 | 117.44 | (26) | |
| | | | Int3: | 1:09.02 | (30) | 13-14: | 15.48 | (11) | 1.39 | | Sp3 | 108.60 | (31) | |
| | | | Int4: | 1:24.50 | (24) | 14-15: | 20.44 | (37) | 1.57 | | | | | |
| | | | Int5: | 1:44.94 | (25) | 15-Fin: | 22.68 | (36) | 1.22 | | | | | |
| | | | Fin: | 2:07.62 | (29) | | | | | 1.49 | 40.23 | Avg: | 97.21 | |
| | | | | | | | | | | | | | | |

Val Gardena (ITA)


3rd Men's Downhill

TUE 13 DEC 2022

PERFORMANCE ANALYSIS BY BIB 1ST TRAINING

Start Time 11:45

Number of Competitors: 77 Number of NSAs: 16

| Bib | Name Ski | NSA Code | Positions | | | Partials | | Difference | | Speed | | | | |
|-----|---|-------------|-----------|---------|------|----------|-------|------------|------|----------|------|--------|------|--|
| | | | Pos | Time | Rank | Pos | Time | Rank | Time | Dist.(m) | Pos. | (km/h) | Rank | |
| 24 | BAILET Matthieu Head | FRA | Int1: | 26.94 | (9) | 11-12: | 20.80 | (16) | 0.35 | | Sp1 | 104.60 | (42) | |
| | | | Int2: | 47.74 | (7) | 12-13: | 21.00 | (35) | 0.71 | | Sp2 | 116.13 | (43) | |
| | | | Int3: | 1:08.74 | (20) | 13-14: | 15.93 | (59) | 1.11 | | Sp3 | 104.00 | (73) | |
| | | | Int4: | 1:24.67 | (31) | 14-15: | 20.28 | (23) | 1.74 | | | | | |
| | | | Int5: | 1:44.95 | (26) | 15-Fin: | 22.80 | (51) | 1.23 | | | | | |
| | | | Fin: | 2:07.75 | (33) | | | | 1.62 | 43.70 | Avg: | 97.11 | | |
| | | | | | | | | | | | | | | |
| *25 | NYMAN Steven Fischer | USA | Int1: | 27.36 | (59) | 11-12: | 20.95 | (33) | 0.77 | | Sp1 | 104.44 | (46) | |
| | | | Int2: | 48.31 | (41) | 12-13: | 21.19 | (54) | 1.28 | | Sp2 | 117.63 | (23) | |
| | | | Int3: | 1:09.50 | (45) | 13-14: | 15.94 | (62) | 1.87 | | Sp3 | 105.90 | (65) | |
| | | | Int4: | 1:25.44 | (52) | 14-15: | 21.48 | (74) | 2.51 | | | | | |
| | | | Int5: | 1:46.92 | (68) | 15-Fin: | 23.51 | (73) | 3.20 | | | | | |
| | | | Fin: | 2:10.43 | (69) | | | | 4.30 | 113.61 | Avg: | 95.11 | | |
| | | | | | | | | | | | | | | |
| 26 | ROGENTIN Stefan Fischer | SUI | Int1: | 26.97 | (13) | 11-12: | 21.14 | (49) | 0.38 | | Sp1 | 105.49 | (24) | |
| | | | Int2: | 48.11 | (33) | 12-13: | 20.95 | (30) | 1.08 | | Sp2 | 118.10 | (17) | |
| | | | Int3: | 1:09.06 | (34) | 13-14: | 15.65 | (28) | 1.43 | | Sp3 | 107.70 | (52) | |
| | | | Int4: | 1:24.71 | (33) | 14-15: | 20.04 | (7) | 1.78 | | | | | |
| | | | Int5: | 1:44.75 | (20) | 15-Fin: | 22.73 | (42) | 1.03 | | | | | |
| | | | Fin: | 2:07.48 | (23) | | | | 1.35 | 36.49 | Avg: | 97.31 | | |
| | | | | | | | | | | | | | | |
| 27 | GOLDBERG Jared Rossignol | USA | Int1: | 27.07 | (21) | 11-12: | 20.48 | (3) | 0.48 | | Sp1 | 105.72 | (19) | |
| | | | Int2: | 47.55 | (4) | 12-13: | 20.78 | (8) | 0.52 | | Sp2 | 116.39 | (38) | |
| | | | Int3: | 1:08.33 | (3) | 13-14: | 15.69 | (33) | 0.70 | | Sp3 | 108.90 | (25) | |
| | | | Int4: | 1:24.02 | (7) | 14-15: | 20.35 | (29) | 1.09 | | | | | |
| | | | Int5: | 1:44.37 | (8) | 15-Fin: | 22.50 | (16) | 0.65 | | | | | |
| | | | Fin: | 2:06.87 | (8) | | | | 0.74 | 20.10 | Avg: | 97.78 | | |
| | | | | | | | | | | | | | | |
| 28 | SANDER Andreas Atomic | GER | Int1: | 27.05 | (16) | 11-12: | 20.73 | (13) | 0.46 | | Sp1 | 107.15 | (8) | |
| | | | Int2: | 47.78 | (10) | 12-13: | 20.78 | (8) | 0.75 | | Sp2 | 117.79 | (21) | |
| | | | Int3: | 1:08.56 | (9) | 13-14: | 15.49 | (13) | 0.93 | | Sp3 | 109.40 | (18) | |
| | | | Int4: | 1:24.05 | (8) | 14-15: | 20.34 | (28) | 1.12 | | | | | |
| | | | Int5: | 1:44.39 | (10) | 15-Fin: | 22.78 | (48) | 0.67 | | | | | |
| | | | Fin: | 2:07.17 | (16) | | | | 1.04 | 28.18 | Avg: | 97.55 | | |
| | | | | | | | | | | | | | | |
| 29 | SEJERSTED Adrian Smiseth Atomic | NOR | Int1: | 26.90 | (6) | 11-12: | 20.89 | (25) | 0.31 | | Sp1 | 105.97 | (17) | |
| | | | Int2: | 47.79 | (12) | 12-13: | 21.02 | (40) | 0.76 | | Sp2 | 114.17 | (66) | |
| | | | Int3: | 1:08.81 | (24) | 13-14: | 15.94 | (62) | 1.18 | | Sp3 | 110.00 | (5) | |
| | | | Int4: | 1:24.75 | (35) | 14-15: | 20.62 | (50) | 1.82 | | | | | |
| | | | Int5: | 1:45.37 | (40) | 15-Fin: | 22.49 | (14) | 1.65 | | | | | |
| | | | Fin: | 2:07.86 | (35) | | | | 1.73 | 46.63 | Avg: | 97.02 | | |
| | | | | | | | | | | | | | | |
| 30 | CASSE Mattia Rossignol | ITA | Int1: | 26.76 | (2) | 11-12: | 20.29 | (1) | 0.17 | | Sp1 | 109.02 | (2) | |
| | | | Int2: | 47.05 | (2) | 12-13: | 20.75 | (6) | 0.02 | | Sp2 | 118.39 | (11) | |
| | | | Int3: | 1:07.80 | (2) | 13-14: | 15.22 | (2) | 0.17 | | Sp3 | 108.70 | (27) | |
| | | | Int4: | 1:23.02 | (2) | 14-15: | 20.70 | (53) | 0.09 | | | | | |
| | | | Int5: | 1:43.72 | (1) | 15-Fin: | 22.46 | (11) | 0.00 | | | | | |
| | | | Fin: | 2:06.18 | (2) | | | | 0.05 | 1.37 | Avg: | 98.32 | | |
| | | | | | | | | | | | | | | |
| 31 | THEAUX Adrien Head | FRA | Int1: | 26.93 | (8) | 11-12: | 20.86 | (21) | 0.34 | | Sp1 | 104.23 | (51) | |
| | | | Int2: | 47.79 | (12) | 12-13: | 20.88 | (20) | 0.76 | | Sp2 | 117.89 | (19) | |
| | | | Int3: | 1:08.67 | (15) | 13-14: | 15.52 | (16) | 1.04 | | Sp3 | 110.00 | (5) | |
| | | | Int4: | 1:24.19 | (13) | 14-15: | 20.30 | (26) | 1.26 | | | | | |
| | | | Int5: | 1:44.49 | (13) | 15-Fin: | 22.28 | (2) | 0.77 | | | | | |
| | | | Fin: | 2:06.77 | (7) | | | | 0.64 | 17.40 | Avg: | 97.86 | | |
| | | | | | | | | | | | | | | |

Val Gardena (ITA)


3rd Men's Downhill

TUE 13 DEC 2022

PERFORMANCE ANALYSIS BY BIB 1ST TRAINING

Start Time 11:45

Number of Competitors: 77 Number of NSAs: 16

| Bib | Name Ski | NSA Code | Positions | | | Partials | | Difference | | Speed | | | | |
|-----|-----------------------------------|-------------|-----------|---------|------|----------|-------|------------|------|----------|------|--------|------|--|
| | | | Pos | Time | Rank | Pos | Time | Rank | Time | Dist.(m) | Pos. | (km/h) | Rank | |
| 32 | SEGER Brodie Atomic | CAN | Int1: | 27.32 | (56) | 11-12: | 21.18 | (52) | 0.73 | | Sp1 | 103.61 | (62) | |
| | | | Int2: | 48.50 | (51) | 12-13: | 21.27 | (60) | 1.47 | | Sp2 | 112.41 | (73) | |
| | | | Int3: | 1:09.77 | (58) | 13-14: | 15.93 | (59) | 2.14 | | Sp3 | 105.10 | (69) | |
| | | | Int4: | 1:25.70 | (58) | 14-15: | 21.16 | (70) | 2.77 | | | | | |
| | | | Int5: | 1:46.86 | (66) | 15-Fin: | 23.87 | (75) | 3.14 | | | | | |
| | | | Fin: | 2:10.73 | (72) | | | | 4.60 | 121.25 | Avg: | 94.89 | | |
| | | | | | | | | | | | | | | |
| 33 | CHABLOZ Yannick Nordica | SUI | Int1: | 27.07 | (21) | 11-12: | 20.59 | (5) | 0.48 | | Sp1 | 107.29 | (7) | |
| | | | Int2: | 47.66 | (5) | 12-13: | 21.01 | (37) | 0.63 | | Sp2 | 118.49 | (7) | |
| | | | Int3: | 1:08.67 | (15) | 13-14: | 15.48 | (11) | 1.04 | | Sp3 | 110.40 | (3) | |
| | | | Int4: | 1:24.15 | (12) | 14-15: | 20.53 | (46) | 1.22 | | | | | |
| | | | Int5: | 1:44.68 | (19) | 15-Fin: | 22.72 | (39) | 0.96 | | | | | |
| | | | Fin: | 2:07.40 | (22) | | | | 1.27 | 34.35 | Avg: | 97.38 | | |
| | | | | | | | | | | | | | | |
| 34 | BOSCA Guglielmo Head | ITA | Int1: | 27.07 | (21) | 11-12: | 20.74 | (14) | 0.48 | | Sp1 | 106.02 | (14) | |
| | | | Int2: | 47.81 | (17) | 12-13: | 20.65 | (2) | 0.78 | | Sp2 | 118.96 | (5) | |
| | | | Int3: | 1:08.46 | (5) | 13-14: | 15.50 | (14) | 0.83 | | Sp3 | 108.10 | (41) | |
| | | | Int4: | 1:23.96 | (6) | 14-15: | 20.87 | (60) | 1.03 | | | | | |
| | | | Int5: | 1:44.83 | (22) | 15-Fin: | 22.76 | (45) | 1.11 | | | | | |
| | | | Fin: | 2:07.59 | (27) | | | | 1.46 | 39.43 | Avg: | 97.23 | | |
| | | | | | | | | | | | | | | |
| 35 | MOLTENI Nicolo Head | ITA | Int1: | 27.19 | (39) | 11-12: | 21.02 | (37) | 0.60 | | Sp1 | 105.51 | (23) | |
| | | | Int2: | 48.21 | (37) | 12-13: | 21.14 | (50) | 1.18 | | Sp2 | 116.56 | (35) | |
| | | | Int3: | 1:09.35 | (40) | 13-14: | 15.84 | (53) | 1.72 | | Sp3 | 108.50 | (34) | |
| | | | Int4: | 1:25.19 | (45) | 14-15: | 20.13 | (15) | 2.26 | | | | | |
| | | | Int5: | 1:45.32 | (39) | 15-Fin: | 22.69 | (37) | 1.60 | | | | | |
| | | | Fin: | 2:08.01 | (38) | | | | 1.88 | 50.61 | Avg: | 96.91 | | |
| | | | | | | | | | | | | | | |
| 36 | READ Jeffrey Atomic | CAN | Int1: | 27.24 | (44) | 11-12: | 21.14 | (49) | 0.65 | | Sp1 | 103.56 | (63) | |
| | | | Int2: | 48.38 | (47) | 12-13: | 21.14 | (50) | 1.35 | | Sp2 | 116.23 | (41) | |
| | | | Int3: | 1:09.52 | (47) | 13-14: | 15.85 | (55) | 1.89 | | Sp3 | 108.10 | (41) | |
| | | | Int4: | 1:25.37 | (50) | 14-15: | 20.73 | (54) | 2.44 | | | | | |
| | | | Int5: | 1:46.10 | (54) | 15-Fin: | 23.01 | (57) | 2.38 | | | | | |
| | | | Fin: | 2:09.11 | (55) | | | | 2.98 | 79.54 | Avg: | 96.09 | | |
| | | | | | | | | | | | | | | |
| 37 | ROESTI Lars Rossignol | SUI | Int1: | 27.19 | (39) | 11-12: | 20.80 | (16) | 0.60 | | Sp1 | 105.22 | (31) | |
| | | | Int2: | 47.99 | (27) | 12-13: | 21.06 | (45) | 0.96 | | Sp2 | 113.07 | (71) | |
| | | | Int3: | 1:09.05 | (33) | 13-14: | 15.72 | (39) | 1.42 | | Sp3 | 108.00 | (46) | |
| | | | Int4: | 1:24.77 | (36) | 14-15: | 20.11 | (12) | 1.84 | | | | | |
| | | | Int5: | 1:44.88 | (24) | 15-Fin: | 22.50 | (16) | 1.16 | | | | | |
| | | | Fin: | 2:07.38 | (20) | | | | 1.25 | 33.82 | Avg: | 97.39 | | |
| | | | | | | | | | | | | | | |
| 38 | ROULIN Gilles Head | SUI | Int1: | 27.36 | (59) | 11-12: | 21.24 | (59) | 0.77 | | Sp1 | 104.72 | (38) | |
| | | | Int2: | 48.60 | (60) | 12-13: | 21.43 | (68) | 1.57 | | Sp2 | 111.67 | (75) | |
| | | | Int3: | 1:10.03 | (68) | 13-14: | 15.83 | (51) | 2.40 | | Sp3 | 109.10 | (21) | |
| | | | Int4: | 1:25.86 | (65) | 14-15: | 20.73 | (54) | 2.93 | | | | | |
| | | | Int5: | 1:46.59 | (61) | 15-Fin: | 22.79 | (49) | 2.87 | | | | | |
| | | | Fin: | 2:09.38 | (58) | | | | 3.25 | 86.56 | Avg: | 95.88 | | |
| | | | | | | | | | | | | | | |
| 39 | ETXEZARRETA Adur Head | ESP | Int1: | 27.32 | (56) | 11-12: | 20.92 | (27) | 0.73 | | Sp1 | 104.75 | (37) | |
| | | | Int2: | 48.24 | (39) | 12-13: | 21.16 | (53) | 1.21 | | Sp2 | 115.25 | (58) | |
| | | | Int3: | 1:09.40 | (43) | 13-14: | 15.83 | (51) | 1.77 | | Sp3 | 109.50 | (14) | |
| | | | Int4: | 1:25.23 | (47) | 14-15: | 20.51 | (45) | 2.30 | | | | | |
| | | | Int5: | 1:45.74 | (47) | 15-Fin: | 22.66 | (34) | 2.02 | | | | | |
| | | | Fin: | 2:08.40 | (45) | | | | 2.27 | 60.92 | Avg: | 96.62 | | |
| | | | | | | | | | | | | | | |

Val Gardena (ITA)


3rd Men's Downhill

TUE 13 DEC 2022

PERFORMANCE ANALYSIS BY BIB 1ST TRAINING

Start Time 11:45

Number of Competitors: 77 Number of NSAs: 16

| Bib | Name Ski | NSA Code | Positions | | | Partials | | Difference | | Speed | | | | |
|-----|-----------------------------------|-------------|-----------|---------|------|----------|-------|------------|------|----------|------|--------|------|--|
| | | | Pos | Time | Rank | Pos | Time | Rank | Time | Dist.(m) | Pos. | (km/h) | Rank | |
| 40 | MONNEY Alexis Stoekli | SUI | Int1: | 27.27 | (50) | 11-12: | 21.23 | (57) | 0.68 | | Sp1 | 105.66 | (20) | |
| | | | Int2: | 48.50 | (51) | 12-13: | 21.22 | (55) | 1.47 | | Sp2 | 117.12 | (30) | |
| | | | Int3: | 1:09.72 | (57) | 13-14: | 15.86 | (57) | 2.09 | | Sp3 | 105.10 | (69) | |
| | | | Int4: | 1:25.58 | (56) | 14-15: | 20.32 | (27) | 2.65 | | | | | |
| | | | Int5: | 1:45.90 | (51) | 15-Fin: | 22.77 | (47) | 2.18 | | | | | |
| | | | Fin: | 2:08.67 | (49) | | | | 2.54 | 68.03 | Avg: | 96.41 | | |
| | | | | | | | | | | | | | | |
| 41 | KRENN Christoph Augment | AUT | Int1: | 27.30 | (54) | 11-12: | 20.69 | (10) | 0.71 | | Sp1 | 108.78 | (3) | |
| | | | Int2: | 47.99 | (27) | 12-13: | 21.03 | (43) | 0.96 | | Sp2 | 116.95 | (32) | |
| | | | Int3: | 1:09.02 | (30) | 13-14: | 15.69 | (33) | 1.39 | | Sp3 | 108.60 | (31) | |
| | | | Int4: | 1:24.71 | (33) | 14-15: | 20.99 | (64) | 1.78 | | | | | |
| | | | Int5: | 1:45.70 | (46) | 15-Fin: | 22.57 | (23) | 1.98 | | | | | |
| | | | Fin: | 2:08.27 | (42) | | | | 2.14 | 57.49 | Avg: | 96.71 | | |
| | | | | | | | | | | | | | | |
| 42 | PIFFNER Marco | LIE | Int1: | 27.72 | (77) | 11-12: | 21.52 | (69) | 1.13 | | Sp1 | 104.45 | (45) | |
| | | | Int2: | 49.24 | (75) | 12-13: | 21.43 | (68) | 2.21 | | Sp2 | 112.30 | (74) | |
| | | | Int3: | 1:10.67 | (76) | 13-14: | 15.95 | (64) | 3.04 | | Sp3 | 102.90 | (76) | |
| | | | Int4: | 1:26.62 | (73) | 14-15: | 21.11 | (68) | 3.69 | | | | | |
| | | | Int5: | 1:47.73 | (74) | 15-Fin: | 22.99 | (55) | 4.01 | | | | | |
| | | | Fin: | 2:10.72 | (71) | | | | 4.59 | 121.00 | Avg: | 94.90 | | |
| | | | | | | | | | | | | | | |
| 43 | MORSE Sam Fischer | USA | Int1: | 27.46 | (67) | 11-12: | 20.86 | (21) | 0.87 | | Sp1 | 102.72 | (73) | |
| | | | Int2: | 48.32 | (43) | 12-13: | 21.07 | (47) | 1.29 | | Sp2 | 115.74 | (49) | |
| | | | Int3: | 1:09.39 | (42) | 13-14: | 16.00 | (66) | 1.76 | | Sp3 | 109.70 | (11) | |
| | | | Int4: | 1:25.39 | (51) | 14-15: | 20.36 | (31) | 2.46 | | | | | |
| | | | Int5: | 1:45.75 | (49) | 15-Fin: | 22.64 | (32) | 2.03 | | | | | |
| | | | Fin: | 2:08.39 | (44) | | | | 2.26 | 60.66 | Avg: | 96.62 | | |
| | | | | | | | | | | | | | | |
| 44 | THOMPSON Broderick Head | CAN | Int1: | 27.14 | (34) | 11-12: | | | 0.55 | | | | | |
| | | | Int2: | | | 12-13: | | | | | Sp2 | 114.89 | (62) | |
| | | | Int3: | 1:09.17 | (38) | 13-14: | 15.67 | (31) | 1.54 | | Sp3 | 109.50 | (14) | |
| | | | Int4: | 1:24.84 | (38) | 14-15: | 20.46 | (39) | 1.91 | | | | | |
| | | | Int5: | 1:45.30 | (37) | 15-Fin: | 22.44 | (8) | 1.58 | | | | | |
| | | | Fin: | 2:07.74 | (32) | | | | 1.61 | 43.43 | Avg: | 97.12 | | |
| | | | | | | | | | | | | | | |
| 45 | ALPHAND Sam Rossignol | FRA | Int1: | 26.80 | (3) | 11-12: | 20.66 | (8) | 0.21 | | Sp1 | 107.30 | (6) | |
| | | | Int2: | 47.46 | (3) | 12-13: | 20.91 | (24) | 0.43 | | Sp2 | 115.02 | (61) | |
| | | | Int3: | 1:08.37 | (4) | 13-14: | 15.75 | (45) | 0.74 | | Sp3 | 109.70 | (11) | |
| | | | Int4: | 1:24.12 | (11) | 14-15: | 20.16 | (16) | 1.19 | | | | | |
| | | | Int5: | 1:44.28 | (6) | 15-Fin: | 22.60 | (26) | 0.56 | | | | | |
| | | | Fin: | 2:06.88 | (9) | | | | 0.75 | 20.37 | Avg: | 97.77 | | |
| | | | | | | | | | | | | | | |
| 46 | KRYENBUEHL Urs Fischer | SUI | Int1: | 26.85 | (4) | 11-12: | 20.98 | (34) | 0.26 | | Sp1 | 104.44 | (46) | |
| | | | Int2: | 47.83 | (18) | 12-13: | 20.91 | (24) | 0.80 | | Sp2 | 116.20 | (42) | |
| | | | Int3: | 1:08.74 | (20) | 13-14: | 15.66 | (30) | 1.11 | | Sp3 | 110.90 | (2) | |
| | | | Int4: | 1:24.40 | (19) | 14-15: | 20.45 | (38) | 1.47 | | | | | |
| | | | Int5: | 1:44.85 | (23) | 15-Fin: | 22.51 | (18) | 1.13 | | | | | |
| | | | Fin: | 2:07.36 | (19) | | | | 1.23 | 33.28 | Avg: | 97.41 | | |
| | | | | | | | | | | | | | | |
| 47 | MURISIER Justin Head | SUI | Int1: | 27.30 | (54) | 11-12: | 21.67 | (75) | 0.71 | | Sp1 | 103.14 | (70) | |
| | | | Int2: | 48.97 | (72) | 12-13: | 21.34 | (65) | 1.94 | | Sp2 | 115.09 | (60) | |
| | | | Int3: | 1:10.31 | (72) | 13-14: | 16.09 | (68) | 2.68 | | Sp3 | 108.20 | (40) | |
| | | | Int4: | 1:26.40 | (72) | 14-15: | 20.41 | (34) | 3.47 | | | | | |
| | | | Int5: | 1:46.81 | (64) | 15-Fin: | 23.17 | (66) | 3.09 | | | | | |
| | | | Fin: | 2:09.98 | (65) | | | | 3.85 | 102.07 | Avg: | 95.44 | | |
| | | | | | | | | | | | | | | |

Val Gardena (ITA)

3rd Men's Downhill

TUE 13 DEC 2022


PERFORMANCE ANALYSIS BY BIB 1ST TRAINING

Start Time 11:45

Number of Competitors: 77 Number of NSAs: 16

| Bib | Name Ski | NSA Code | Positions | | | Partials | | Difference | | Speed | | | | |
|-----|--|-------------|-----------|---------|------|----------|-------|------------|------|----------|------|--------|------|--|
| | | | Pos | Time | Rank | Pos | Time | Rank | Time | Dist.(m) | Pos. | (km/h) | Rank | |
| 48 | NEUMAYER Christopher Salomon | AUT | Int1: | 27.23 | (42) | 11-12: | 21.48 | (67) | 0.64 | | Sp1 | 103.24 | (67) | |
| | | | Int2: | 48.71 | (65) | 12-13: | 21.27 | (60) | 1.68 | | Sp2 | 117.00 | (31) | |
| | | | Int3: | 1:09.98 | (64) | 13-14: | 15.75 | (45) | 2.35 | | Sp3 | 109.40 | (18) | |
| | | | Int4: | 1:25.73 | (61) | 14-15: | 20.42 | (35) | 2.80 | | | | | |
| | | | Int5: | 1:46.15 | (56) | 15-Fin: | 22.53 | (20) | 2.43 | | | | | |
| | | | Fin: | 2:08.68 | (50) | | | | 2.55 | 68.29 | Avg: | 96.41 | | |
| | | | | | | | | | | | | | | |
| 49 | ROEA Henrik Nordica | NOR | Int1: | 27.26 | (47) | 11-12: | 21.52 | (69) | 0.67 | | Sp1 | 105.46 | (25) | |
| | | | Int2: | 48.78 | (67) | 12-13: | 21.26 | (58) | 1.75 | | Sp2 | 117.16 | (29) | |
| | | | Int3: | 1:10.04 | (69) | 13-14: | 15.73 | (42) | 2.41 | | Sp3 | 108.00 | (46) | |
| | | | Int4: | 1:25.77 | (63) | 14-15: | 20.89 | (61) | 2.84 | | | | | |
| | | | Int5: | 1:46.66 | (62) | 15-Fin: | 22.79 | (49) | 2.94 | | | | | |
| | | | Fin: | 2:09.45 | (59) | | | | 3.32 | 88.38 | Avg: | 95.83 | | |
| | | | | | | | | | | | | | | |
| 50 | von APPEN Henrik Head | CHI | Int1: | 27.47 | (69) | 11-12: | 21.13 | (48) | 0.88 | | Sp1 | 104.13 | (55) | |
| | | | Int2: | 48.60 | (60) | 12-13: | 20.95 | (30) | 1.57 | | Sp2 | 118.40 | (10) | |
| | | | Int3: | 1:09.55 | (50) | 13-14: | 15.74 | (44) | 1.92 | | Sp3 | 109.50 | (14) | |
| | | | Int4: | 1:25.29 | (49) | 14-15: | 20.29 | (24) | 2.36 | | | | | |
| | | | Int5: | 1:45.58 | (44) | 15-Fin: | 22.43 | (7) | 1.86 | | | | | |
| | | | Fin: | 2:08.01 | (38) | | | | 1.88 | 50.61 | Avg: | 96.91 | | |
| | | | | | | | | | | | | | | |
| 51 | HROBAT Miha Atomic | SLO | Int1: | 27.11 | (30) | 11-12: | 21.08 | (42) | 0.52 | | Sp1 | 105.25 | (28) | |
| | | | Int2: | 48.19 | (36) | 12-13: | 20.76 | (7) | 1.16 | | Sp2 | 118.35 | (12) | |
| | | | Int3: | 1:08.95 | (28) | 13-14: | 15.12 | (1) | 1.32 | | Sp3 | 109.50 | (14) | |
| | | | Int4: | 1:24.07 | (9) | 14-15: | 20.93 | (62) | 1.14 | | | | | |
| | | | Int5: | 1:45.00 | (28) | 15-Fin: | 22.59 | (25) | 1.28 | | | | | |
| | | | Fin: | 2:07.59 | (27) | | | | 1.46 | 39.43 | Avg: | 97.23 | | |
| | | | | | | | | | | | | | | |
| 52 | SCHULLER Victor Atomic | FRA | Int1: | 27.26 | (47) | 11-12: | 21.25 | (60) | 0.67 | | Sp1 | 103.66 | (61) | |
| | | | Int2: | 48.51 | (54) | 12-13: | 21.28 | (62) | 1.48 | | Sp2 | 114.66 | (64) | |
| | | | Int3: | 1:09.79 | (59) | 13-14: | 15.65 | (28) | 2.16 | | Sp3 | 108.70 | (27) | |
| | | | Int4: | 1:25.44 | (52) | 14-15: | 20.46 | (39) | 2.51 | | | | | |
| | | | Int5: | 1:45.90 | (51) | 15-Fin: | 22.61 | (30) | 2.18 | | | | | |
| | | | Fin: | 2:08.51 | (47) | | | | 2.38 | 63.82 | Avg: | 96.53 | | |
| | | | | | | | | | | | | | | |
| 53 | ALLEGRE Nils Salomon | FRA | Int1: | 27.04 | (15) | 11-12: | 20.75 | (15) | 0.45 | | Sp1 | 104.05 | (57) | |
| | | | Int2: | 47.79 | (12) | 12-13: | 20.69 | (3) | 0.76 | | Sp2 | 118.33 | (13) | |
| | | | Int3: | 1:08.48 | (6) | 13-14: | 15.28 | (4) | 0.85 | | Sp3 | 108.70 | (27) | |
| | | | Int4: | 1:23.76 | (3) | 14-15: | 19.99 | (6) | 0.83 | | | | | |
| | | | Int5: | 1:43.75 | (2) | 15-Fin: | 22.38 | (4) | 0.03 | | | | | |
| | | | Fin: | 2:06.13 | (1) | | | | 0.00 | 0.00 | Avg: | 98.36 | | |
| | | | | | | | | | | | | | | |
| 54 | SIMONI Federico Rossignol | ITA | Int1: | 26.96 | (12) | 11-12: | 20.93 | (30) | 0.37 | | Sp1 | 105.39 | (26) | |
| | | | Int2: | 47.89 | (24) | 12-13: | 20.82 | (13) | 0.86 | | Sp2 | 119.34 | (3) | |
| | | | Int3: | 1:08.71 | (18) | 13-14: | 15.24 | (3) | 1.08 | | Sp3 | 109.80 | (8) | |
| | | | Int4: | 1:23.95 | (5) | 14-15: | 20.36 | (31) | 1.02 | | | | | |
| | | | Int5: | 1:44.31 | (7) | 15-Fin: | 22.23 | (1) | 0.59 | | | | | |
| | | | Fin: | 2:06.54 | (3) | | | | 0.41 | 11.17 | Avg: | 98.04 | | |
| | | | | | | | | | | | | | | |
| 55 | BABINSKY Stefan Head | AUT | Int1: | 26.95 | (10) | 11-12: | 20.93 | (30) | 0.36 | | Sp1 | 105.19 | (32) | |
| | | | Int2: | 47.88 | (23) | 12-13: | 21.01 | (37) | 0.85 | | Sp2 | 117.39 | (27) | |
| | | | Int3: | 1:08.89 | (25) | 13-14: | 15.72 | (39) | 1.26 | | Sp3 | 108.40 | (36) | |
| | | | Int4: | 1:24.61 | (30) | 14-15: | 19.90 | (4) | 1.68 | | | | | |
| | | | Int5: | 1:44.51 | (14) | 15-Fin: | 22.40 | (6) | 0.79 | | | | | |
| | | | Fin: | 2:06.91 | (10) | | | | 0.78 | 21.18 | Avg: | 97.75 | | |
| | | | | | | | | | | | | | | |

Val Gardena (ITA)


3rd Men's Downhill

TUE 13 DEC 2022

PERFORMANCE ANALYSIS BY BIB 1ST TRAINING

Start Time 11:45

Number of Competitors: 77 Number of NSAs: 16

| Bib | Name Ski | NSA Code | Positions | | | Partials | | Difference | | Speed | | | | |
|-----|--|-------------|-----------|---------|------|----------|-------|------------|------|----------|------|--------|------|--|
| | | | Pos | Time | Rank | Pos | Time | Rank | Time | Dist.(m) | Pos. | (km/h) | Rank | |
| 56 | GAUER Nico Salomon | LIE | Int1: | 27.10 | (28) | 11-12: | 21.23 | (57) | 0.51 | | Sp1 | 104.19 | (53) | |
| | | | Int2: | 48.33 | (44) | 12-13: | 21.24 | (57) | 1.30 | | Sp2 | 115.16 | (59) | |
| | | | Int3: | 1:09.57 | (53) | 13-14: | 15.64 | (27) | 1.94 | | Sp3 | 110.10 | (4) | |
| | | | Int4: | 1:25.21 | (46) | 14-15: | 20.75 | (58) | 2.28 | | | | | |
| | | | Int5: | 1:45.96 | (53) | 15-Fin: | 22.73 | (42) | 2.24 | | | | | |
| | | | Fin: | 2:08.69 | (51) | | | | 2.56 | 68.55 | Avg: | 96.40 | | |
| | | | | | | | | | | | | | | |
| 57 | SCHIEDER Florian Atomic | ITA | Int1: | 27.21 | (41) | 11-12: | 21.36 | (65) | 0.62 | | Sp1 | 105.79 | (18) | |
| | | | Int2: | 48.57 | (59) | 12-13: | 20.94 | (29) | 1.54 | | Sp2 | 118.12 | (16) | |
| | | | Int3: | 1:09.51 | (46) | 13-14: | 15.42 | (8) | 1.88 | | Sp3 | 108.10 | (41) | |
| | | | Int4: | 1:24.93 | (40) | 14-15: | 20.46 | (39) | 2.00 | | | | | |
| | | | Int5: | 1:45.39 | (42) | 15-Fin: | 22.47 | (13) | 1.67 | | | | | |
| | | | Fin: | 2:07.86 | (35) | | | | 1.73 | 46.63 | Avg: | 97.02 | | |
| | | | | | | | | | | | | | | |
| 58 | FOSSLAND Markus Nordgaard Atomic | NOR | Int1: | 27.07 | (21) | 11-12: | 20.72 | (11) | 0.48 | | Sp1 | 106.08 | (12) | |
| | | | Int2: | 47.79 | (12) | 12-13: | 20.89 | (21) | 0.76 | | Sp2 | 119.44 | (2) | |
| | | | Int3: | 1:08.68 | (17) | 13-14: | 15.56 | (19) | 1.05 | | Sp3 | 109.10 | (21) | |
| | | | Int4: | 1:24.24 | (14) | 14-15: | 19.70 | (1) | 1.31 | | | | | |
| | | | Int5: | 1:43.94 | (3) | 15-Fin: | 22.60 | (26) | 0.22 | | | | | |
| | | | Fin: | 2:06.54 | (3) | | | | 0.41 | 11.17 | Avg: | 98.04 | | |
| | | | | | | | | | | | | | | |
| 59 | ALPHAND Nils Head | FRA | Int1: | 26.59 | (1) | 11-12: | 20.44 | (2) | 0.00 | | Sp1 | 109.74 | (1) | |
| | | | Int2: | 47.03 | (1) | 12-13: | 20.60 | (1) | 0.00 | | Sp2 | 120.37 | (1) | |
| | | | Int3: | 1:07.63 | (1) | 13-14: | 15.30 | (5) | 0.00 | | Sp3 | 108.60 | (31) | |
| | | | Int4: | 1:22.93 | (1) | 14-15: | 21.09 | (67) | 0.00 | | | | | |
| | | | Int5: | 1:44.02 | (5) | 15-Fin: | 22.60 | (26) | 0.30 | | | | | |
| | | | Fin: | 2:06.62 | (6) | | | | 0.49 | 13.34 | Avg: | 97.98 | | |
| | | | | | | | | | | | | | | |
| 60 | VOGT Luis Rossignol | GER | Int1: | 27.05 | (16) | 11-12: | 21.12 | (47) | 0.46 | | Sp1 | 103.16 | (68) | |
| | | | Int2: | 48.17 | (34) | 12-13: | 20.93 | (28) | 1.14 | | Sp2 | 118.20 | (14) | |
| | | | Int3: | 1:09.10 | (36) | 13-14: | 15.59 | (21) | 1.47 | | Sp3 | 111.20 | (1) | |
| | | | Int4: | 1:24.69 | (32) | 14-15: | 20.12 | (14) | 1.76 | | | | | |
| | | | Int5: | 1:44.81 | (21) | 15-Fin: | 22.45 | (9) | 1.09 | | | | | |
| | | | Fin: | 2:07.26 | (17) | | | | 1.13 | 30.60 | Avg: | 97.48 | | |
| | | | | | | | | | | | | | | |
| 61 | ZAZZI Pietro Salomon | ITA | Int1: | 27.42 | (63) | 11-12: | 21.62 | (74) | 0.83 | | Sp1 | 105.60 | (22) | |
| | | | Int2: | 49.04 | (74) | 12-13: | 21.09 | (48) | 2.01 | | Sp2 | 115.44 | (55) | |
| | | | Int3: | 1:10.13 | (70) | 13-14: | 15.58 | (20) | 2.50 | | Sp3 | 103.30 | (75) | |
| | | | Int4: | 1:25.71 | (60) | 14-15: | 20.47 | (43) | 2.78 | | | | | |
| | | | Int5: | 1:46.18 | (57) | 15-Fin: | 22.75 | (44) | 2.46 | | | | | |
| | | | Fin: | 2:08.93 | (54) | | | | 2.80 | 74.84 | Avg: | 96.22 | | |
| | | | | | | | | | | | | | | |
| 62 | SCHUETTER Julian Atomic | AUT | Int1: | 27.08 | (27) | 11-12: | 20.92 | (27) | 0.49 | | Sp1 | 103.52 | (65) | |
| | | | Int2: | 48.00 | (29) | 12-13: | 21.06 | (45) | 0.97 | | Sp2 | 116.24 | (40) | |
| | | | Int3: | 1:09.06 | (34) | 13-14: | 15.93 | (59) | 1.43 | | Sp3 | 106.40 | (63) | |
| | | | Int4: | 1:24.99 | (41) | 14-15: | 20.29 | (24) | 2.06 | | | | | |
| | | | Int5: | 1:45.28 | (36) | 15-Fin: | 23.01 | (57) | 1.56 | | | | | |
| | | | Fin: | 2:08.29 | (43) | | | | 2.16 | 58.02 | Avg: | 96.70 | | |
| | | | | | | | | | | | | | | |
| 63 | ALEXANDER Kyle Rossignol | CAN | Int1: | 27.58 | (76) | 11-12: | 21.28 | (64) | 0.99 | | Sp1 | 106.02 | (14) | |
| | | | Int2: | 48.86 | (69) | 12-13: | 21.44 | (71) | 1.83 | | Sp2 | 115.75 | (48) | |
| | | | Int3: | 1:10.30 | (71) | 13-14: | 16.41 | (76) | 2.67 | | Sp3 | 105.10 | (69) | |
| | | | Int4: | 1:26.71 | (75) | 14-15: | 21.75 | (75) | 3.78 | | | | | |
| | | | Int5: | 1:48.46 | (75) | 15-Fin: | 23.48 | (71) | 4.74 | | | | | |
| | | | Fin: | 2:11.94 | (75) | | | | 5.81 | 151.75 | Avg: | 94.02 | | |
| | | | | | | | | | | | | | | |

Val Gardena (ITA)



3rd Men's Downhill

TUE 13 DEC 2022

PERFORMANCE ANALYSIS BY BIB 1ST TRAINING

Start Time 11:45

Number of Competitors: 77 Number of NSAs: 16

| Bib | Name Ski | NSA Code | Positions | | | Partials | | Difference | | Speed | | | | |
|-----|--------------------------------|-------------|-----------|---------|------|----------|-------|------------|------|----------|------|--------|------|--|
| | | | Pos | Time | Rank | Pos | Time | Rank | Time | Dist.(m) | Pos. | (km/h) | Rank | |
| 64 | FRANZONI Giovanni Rossignol | ITA | Int1: | 27.46 | (67) | 11-12: | 21.50 | (68) | 0.87 | | Sp1 | 101.40 | (75) | |
| | | | Int2: | 48.96 | (71) | 12-13: | 21.46 | (73) | 1.93 | | Sp2 | 113.81 | (68) | |
| | | | Int3: | 1:10.42 | (73) | 13-14: | 16.26 | (75) | 2.79 | | Sp3 | 104.40 | (72) | |
| | | | Int4: | 1:26.68 | (74) | 14-15: | 20.73 | (54) | 3.75 | | | | | |
| | | | Int5: | 1:47.41 | (73) | 15-Fin: | 23.49 | (72) | 3.69 | | | | | |
| | | | Fin: | 2:10.90 | (74) | | | | 4.77 | 125.57 | Avg: | 94.77 | | |
| | | | | | | | | | | | | | | |
| *65 | TRANINGER Manuel Atomic | AUT | Int1: | 27.48 | (71) | 11-12: | 21.41 | (66) | 0.89 | | Sp1 | 100.84 | (76) | |
| | | | Int2: | 48.89 | (70) | 12-13: | 21.74 | (76) | 1.86 | | Sp2 | 111.39 | (76) | |
| | | | Int3: | 1:10.63 | (75) | 13-14: | 18.58 | (77) | 3.00 | | Sp3 | 105.20 | (67) | |
| | | | Int4: | 1:29.21 | (77) | 14-15: | 21.84 | (76) | 6.28 | | | | | |
| | | | Int5: | 1:51.05 | (77) | 15-Fin: | 23.91 | (76) | 7.33 | | | | | |
| | | | Fin: | 2:14.96 | (77) | | | | 8.83 | 225.46 | Avg: | 91.92 | | |
| | | | | | | | | | | | | | | |
| 66 | SCHRAMM Jacob Head | GER | Int1: | 27.49 | (73) | 11-12: | 21.21 | (54) | 0.90 | | Sp1 | 104.70 | (39) | |
| | | | Int2: | 48.70 | (64) | 12-13: | 21.29 | (64) | 1.67 | | Sp2 | 114.14 | (67) | |
| | | | Int3: | 1:09.99 | (65) | 13-14: | 15.87 | (58) | 2.36 | | Sp3 | 106.00 | (64) | |
| | | | Int4: | 1:25.86 | (65) | 14-15: | 21.20 | (71) | 2.93 | | | | | |
| | | | Int5: | 1:47.06 | (70) | 15-Fin: | 23.67 | (74) | 3.34 | | | | | |
| | | | Fin: | 2:10.73 | (72) | | | | 4.60 | 121.25 | Avg: | 94.89 | | |
| | | | | | | | | | | | | | | |
| 67 | RIESER Stefan Atomic | AUT | Int1: | 27.10 | (28) | 11-12: | 21.25 | (60) | 0.51 | | Sp1 | 102.15 | (74) | |
| | | | Int2: | 48.35 | (45) | 12-13: | 21.01 | (37) | 1.32 | | Sp2 | 117.92 | (18) | |
| | | | Int3: | 1:09.36 | (41) | 13-14: | 15.45 | (10) | 1.73 | | Sp3 | 110.00 | (5) | |
| | | | Int4: | 1:24.81 | (37) | 14-15: | 20.38 | (33) | 1.88 | | | | | |
| | | | Int5: | 1:45.19 | (33) | 15-Fin: | 22.38 | (4) | 1.47 | | | | | |
| | | | Fin: | 2:07.57 | (26) | | | | 1.44 | 38.90 | Avg: | 97.25 | | |
| | | | | | | | | | | | | | | |
| 68 | ARVIDSSON Erik Head | USA | Int1: | 27.28 | (52) | 11-12: | 21.22 | (56) | 0.69 | | Sp1 | 104.93 | (35) | |
| | | | Int2: | 48.50 | (51) | 12-13: | 20.95 | (30) | 1.47 | | Sp2 | 118.49 | (7) | |
| | | | Int3: | 1:09.45 | (44) | 13-14: | 15.63 | (26) | 1.82 | | Sp3 | 107.30 | (56) | |
| | | | Int4: | 1:25.08 | (42) | 14-15: | 25.71 | (77) | 2.15 | | | | | |
| | | | Int5: | 1:50.79 | (76) | 15-Fin: | 23.05 | (59) | 7.07 | | | | | |
| | | | Fin: | 2:13.84 | (76) | | | | 7.71 | 198.51 | Avg: | 92.69 | | |
| | | | | | | | | | | | | | | |
| 69 | SARRAZIN Cyprien Rossignol | FRA | Int1: | 27.05 | (16) | 11-12: | 21.01 | (36) | 0.46 | | Sp1 | 105.98 | (16) | |
| | | | Int2: | 48.06 | (30) | 12-13: | 20.90 | (22) | 1.03 | | Sp2 | 119.04 | (4) | |
| | | | Int3: | 1:08.96 | (29) | 13-14: | 15.59 | (21) | 1.33 | | Sp3 | 109.40 | (18) | |
| | | | Int4: | 1:24.55 | (26) | 14-15: | 19.98 | (5) | 1.62 | | | | | |
| | | | Int5: | 1:44.53 | (15) | 15-Fin: | 22.58 | (24) | 0.81 | | | | | |
| | | | Fin: | 2:07.11 | (15) | | | | 0.98 | 26.57 | Avg: | 97.60 | | |
| | | | | | | | | | | | | | | |
| 70 | FRANZOSO Matteo Atomic | ITA | Int1: | 27.48 | (71) | 11-12: | 21.06 | (40) | 0.89 | | Sp1 | 105.24 | (29) | |
| | | | Int2: | 48.54 | (57) | 12-13: | 21.02 | (40) | 1.51 | | Sp2 | 118.69 | (6) | |
| | | | Int3: | 1:09.56 | (51) | 13-14: | 15.53 | (17) | 1.93 | | Sp3 | 107.70 | (52) | |
| | | | Int4: | 1:25.09 | (43) | 14-15: | 20.18 | (17) | 2.16 | | | | | |
| | | | Int5: | 1:45.27 | (35) | 15-Fin: | 22.52 | (19) | 1.55 | | | | | |
| | | | Fin: | 2:07.79 | (34) | | | | 1.66 | 44.76 | Avg: | 97.08 | | |
| | | | | | | | | | | | | | | |
| 71 | HACKER Felix Atomic | AUT | Int1: | 27.41 | (62) | 11-12: | 21.10 | (46) | 0.82 | | Sp1 | 107.71 | (5) | |
| | | | Int2: | 48.51 | (54) | 12-13: | 21.02 | (40) | 1.48 | | Sp2 | 118.18 | (15) | |
| | | | Int3: | 1:09.53 | (49) | 13-14: | 15.73 | (42) | 1.90 | | Sp3 | 108.40 | (36) | |
| | | | Int4: | 1:25.26 | (48) | 14-15: | 20.35 | (29) | 2.33 | | | | | |
| | | | Int5: | 1:45.61 | (45) | 15-Fin: | 22.93 | (53) | 1.89 | | | | | |
| | | | Fin: | 2:08.54 | (48) | | | | 2.41 | 64.61 | Avg: | 96.51 | | |
| | | | | | | | | | | | | | | |

Val Gardena (ITA)



3rd Men's Downhill

TUE 13 DEC 2022

PERFORMANCE ANALYSIS BY BIB 1ST TRAINING

Start Time 11:45

Number of Competitors: 77 Number of NSAs: 16

| Bib | Name Ski | NSA Code | Positions | | | Partials | | Difference | | Speed | | | | |
|-----|-------------------------------|-------------|-----------|---------|------|----------|-------|------------|------|----------|------|--------|------|--|
| | | | Pos | Time | Rank | Pos | Time | Rank | Time | Dist.(m) | Pos. | (km/h) | Rank | |
| 72 | NEGOMIR Kyle Atomic | USA | Int1: | 27.54 | (75) | 11-12: | 21.86 | (76) | 0.95 | | Sp1 | 104.17 | (54) | |
| | | | Int2: | 49.40 | (76) | 12-13: | 21.44 | (71) | 2.37 | | Sp2 | 112.61 | (72) | |
| | | | Int3: | 1:10.84 | (77) | 13-14: | 16.21 | (74) | 3.21 | | Sp3 | 108.00 | (46) | |
| | | | Int4: | 1:27.05 | (76) | 14-15: | 20.27 | (22) | 4.12 | | | | | |
| | | | Int5: | 1:47.32 | (71) | 15-Fin: | 22.99 | (55) | 3.60 | | | | | |
| | | | Fin: | 2:10.31 | (67) | | | | 4.18 | 110.54 | Avg: | 95.20 | | |
| | | | | | | | | | | | | | | |
| 73 | LEHTO Elian Augment | FIN | Int1: | 27.40 | (61) | 11-12: | 21.07 | (41) | 0.81 | | Sp1 | 104.05 | (57) | |
| | | | Int2: | 48.47 | (49) | 12-13: | 21.05 | (44) | 1.44 | | Sp2 | 117.59 | (24) | |
| | | | Int3: | 1:09.52 | (47) | 13-14: | 15.34 | (6) | 1.89 | | Sp3 | 109.00 | (24) | |
| | | | Int4: | 1:24.86 | (39) | 14-15: | 21.33 | (73) | 1.93 | | | | | |
| | | | Int5: | 1:46.19 | (58) | 15-Fin: | 22.64 | (32) | 2.47 | | | | | |
| | | | Fin: | 2:08.83 | (53) | | | | 2.70 | 72.22 | Avg: | 96.29 | | |
| | | | | | | | | | | | | | | |
| 74 | BENDIK Martin Atomic | SVK | Int1: | 27.43 | (65) | 11-12: | 21.21 | (54) | 0.84 | | Sp1 | 104.29 | (50) | |
| | | | Int2: | 48.64 | (62) | 12-13: | 21.28 | (62) | 1.61 | | Sp2 | 116.79 | (33) | |
| | | | Int3: | 1:09.92 | (63) | 13-14: | 16.11 | (70) | 2.29 | | Sp3 | 108.80 | (26) | |
| | | | Int4: | 1:26.03 | (69) | 14-15: | 20.99 | (64) | 3.10 | | | | | |
| | | | Int5: | 1:47.02 | (69) | 15-Fin: | 22.72 | (39) | 3.30 | | | | | |
| | | | Fin: | 2:09.74 | (62) | | | | 3.61 | 95.88 | Avg: | 95.62 | | |
| | | | | | | | | | | | | | | |
| 75 | ALESSANDRIA Arnaud Salomon | MON | Int1: | 27.29 | (53) | 11-12: | 21.26 | (63) | 0.70 | | Sp1 | 102.76 | (72) | |
| | | | Int2: | 48.55 | (58) | 12-13: | 21.46 | (73) | 1.52 | | Sp2 | 115.62 | (52) | |
| | | | Int3: | 1:10.01 | (67) | 13-14: | 15.85 | (55) | 2.38 | | Sp3 | 106.50 | (61) | |
| | | | Int4: | 1:25.86 | (65) | 14-15: | 20.98 | (63) | 2.93 | | | | | |
| | | | Int5: | 1:46.84 | (65) | 15-Fin: | 23.13 | (65) | 3.12 | | | | | |
| | | | Fin: | 2:09.97 | (64) | | | | 3.84 | 101.81 | Avg: | 95.45 | | |
| | | | | | | | | | | | | | | |
| 76 | BRENCCE Christoph Atomic | GER | Int1: | 27.51 | (74) | 11-12: | 20.98 | (34) | 0.92 | | Sp1 | 104.23 | (51) | |
| | | | Int2: | 48.49 | (50) | 12-13: | 21.39 | (67) | 1.46 | | Sp2 | 118.41 | (9) | |
| | | | Int3: | 1:09.88 | (62) | 13-14: | 15.96 | (65) | 2.25 | | Sp3 | 107.60 | (54) | |
| | | | Int4: | 1:25.84 | (64) | 14-15: | 21.04 | (66) | 2.91 | | | | | |
| | | | Int5: | 1:46.88 | (67) | 15-Fin: | 22.93 | (53) | 3.16 | | | | | |
| | | | Fin: | 2:09.81 | (63) | | | | 3.68 | 97.69 | Avg: | 95.57 | | |
| | | | | | | | | | | | | | | |
| 77 | SZOLLOS Barnabas Kaestle | ISR | Int1: | 27.42 | (63) | 11-12: | 21.56 | (71) | 0.83 | | Sp1 | 103.54 | (64) | |
| | | | Int2: | 48.98 | (73) | 12-13: | 21.46 | (73) | 1.95 | | Sp2 | 115.38 | (56) | |
| | | | Int3: | 1:10.44 | (74) | 13-14: | 15.81 | (48) | 2.81 | | Sp3 | 107.30 | (56) | |
| | | | Int4: | 1:26.25 | (71) | 14-15: | 21.14 | (69) | 3.32 | | | | | |
| | | | Int5: | 1:47.39 | (72) | 15-Fin: | 23.10 | (64) | 3.67 | | | | | |
| | | | Fin: | 2:10.49 | (70) | | | | 4.36 | 115.14 | Avg: | 95.07 | | |
| | | | | | | | | | | | | | | |

Intermediate Time Positions : Int. 1 = Inter1
Int. 4 = Inter4
Speed Measurement Positions : Sp 1 = Speed 1Int. 2 = Inter2
Int. 5 = Inter5
Sp 2 = Speed 2Int. 3 = Inter3
Sp 3 = Speed 3

| Legend: | | | | | | | |
|---------|----------------|-----|----------------|----------|--------------------------------|-----|--------|
| * | Gate(s) missed | Avg | Average | Dist.(m) | Distance in metres | Fin | Finish |
| Int | Intermediate | ix | Intermediate x | Pos. | Intermediate or speed position | | |
| Sp | Speed trap | | | | | | |