

Number of Competitors: 56, Number of NSAs: 15


Rank	Bib	FIS Code	Name	NSA Code	YB	Run	Time		Air					Turns						Run Score	Tie
							Seconds	Time Points	J6	J7	Jump	DD	Total	B D	J1	J2	J3	J4	J5		

### Final 2


1	3	2529645	HORISHIMA Ikuma	JPN	1997	19.82	17.75	8.4	8.4	bdF	1.05		B:	16.6	16.4	16.5	15.9	15.5	48.8	82.68	
							17.75	8.2	8.2	10op	1.05		D:	-0.5	-0.3	-0.2	-0.5	-0.8	-1.3		
																			47.5		
2	5	2532001	WALLBERG Walter	SWE	2000	19.67	17.98	8.6	8.3	bdF	1.05		B:	15.8	16.2	15.9	16.1	15.4	47.8	79.88	
							17.98	7.6	7.7	10op	1.05		D:	-1.0	-0.6	-1.0	-0.8	-1.5	-2.8		
																			45.0		
3	1	2484937	KINGSBURY Mikael	CAN	1992	19.36	18.45	8.2	8.3	bdF	1.05		B:	15.7	16.4	16.4	16.0	16.0	48.4	79.08	
							18.45	7.5	7.5	10op	1.05		D:	-1.5	-0.9	-2.1	-1.0	-1.8	-4.3		
																			44.1		
4	22	2528035	PENTTALA Olli	FIN	1995	20.23	17.12	8.3	8.0	10op	1.05		B:	14.6	14.8	15.2	14.9	14.5	44.3	76.30	
							17.12	8.5	8.8	7oG	1.01		D:	-0.8	-0.8	-0.8	-0.6	-0.8	-2.4		
																			41.9		
5	9	2528846	KOLMAKOV Pavel	KAZ	1996	20.23	17.12	7.0	6.5	bdF	1.05		B:	16.2	16.1	15.7	15.7	15.3	48.0	75.97	
							17.12	6.5	6.2	10op	1.05		D:	-0.9	-0.6	-0.8	-1.2	-1.2	-2.9		
																			45.1		
6	37	2535572	JEANNESSON Mateo	GBR	2004	20.72	16.38	8.4	8.8	bF	0.88		B:	14.2	14.3	14.5	14.5	15.0	43.3	53.87	
							16.38	6.2	6.0	bp	0.71		D:	-5.4	-6.5	-5.8	-7.2	-4.5	-17.7		
																			25.6		

### Final 1


7	2	2441426	GRAHAM Matt	AUS	1994	20.54	16.65	5.8	5.2	bdF	1.05		B:	16.6	16.0	16.2	16.1	16.0	48.3	76.12	
							16.65	7.0	6.9	10op	1.05		D:	-0.8	-0.7	-0.6	-0.5	-0.6	-1.9		
																			46.4		
8	17	2534074	VIEL Julien	CAN	2001	19.95	17.55	8.4	8.6	bF	0.88		B:	15.4	14.8	15.8	15.1	15.0	45.5	74.20	
							17.55	6.8	6.5	10op	1.05		D:	-1.5	-1.5	-0.8	-0.7	-1.0	-3.3		
																			42.2		
9	13	2534858	GRAVENFORS Filip	SWE	2004	19.49	18.25	7.9	8.3	10oG	1.20		B:	14.4	14.6	15.2	14.6	14.0	43.6	73.84	
							18.25	6.8	7.0	7op	0.88		D:	-2.0	-1.1	-1.3	-1.3	-1.2	-3.8		
																			39.8		
10	46	2532811	HOLMGREN Albin	SWE	2001	20.26	17.08	7.3	7.3	bF	0.88		B:	15.1	14.8	15.2	14.7	14.7	44.6	73.73	
							17.08	8.6	8.7	7oG	1.01		D:	-1.0	-1.1	-0.6	-1.0	-1.4	-3.1		
																			41.5		
11	43	2534212	OLGAARD Robin	SWE	2003	21.08	15.83	8.0	7.3	7oG	1.01		B:	15.0	15.1	14.7	14.5	15.2	44.8	73.28	
							15.83	6.8	6.4	10op	1.05		D:	-0.5	-0.6	-0.6	-0.8	-1.0	-2.0		
																			42.8		
12	39	2534856	JUNG Daeyoon	KOR	2005	19.76	17.84	7.2	7.7	10oG	1.20		B:	13.5	13.6	14.1	15.1	13.8	41.5	72.81	
							17.84	8.2	8.7	7oG	1.01		D:	-1.3	-1.6	-1.2	-0.6	-1.5	-4.0		
																			37.5		
13	10	2527085	WALCZYK Dylan	USA	1993	20.77	16.30	7.6	7.2	bG	0.82		B:	16.1	15.9	15.7	15.4	15.0	47.0	72.70	
							16.30	6.4	6.2	7op	0.88		D:	-1.1	-0.7	-0.5	-0.4	-1.0	-2.2		
																			44.8		
14	25	2533386	VIERELA Severi	FIN	2001	21.03	15.90	8.2	8.6	7oG	1.01		B:	13.8	14.4	14.7	15.2	14.6	43.7	72.64	
							15.90	7.4	7.0	10op	1.05		D:	-0.9	-1.1	-1.3	-0.6	-1.0	-3.0		
																			40.7		
15	45	2531923	STEGFELDT Rasmus	SWE	1998	19.52	18.21	8.1	8.4	bF	0.88		B:	15.2	14.0	15.0	14.2	14.6	43.8	72.14	
							18.21	6.9	7.2	bG	0.82		D:	-1.9	-1.1	-1.1	-0.7	-0.6	-2.9		
																			40.9		
16	15	2532161	WOODS Cooper	AUS	2000	20.54	16.65	7.0	6.7	bdF	1.05		B:	14.8	14.5	15.5	14.8	14.5	44.1	62.44	
							16.65	5.1	5.0	10op	1.05		D:	-2.8	-4.0	-3.6	-3.2	-4.0	-10.8		
																			33.3		



Rank	Bib	FIS Code	Name	NSA Code	YB	Run	Time		Air					Turns						Run Score	Tie		
							Seconds	Time Points	J6	J7	Jump	DD	Total	B D	J1	J2	J3	J4	J5			Total	
17	7	2534511	McDONALD Cole	USA	2003		20.50	16.71	7.2	6.8	bF	0.88		B:	14.8	15.0	45.8	14.4	14.3	44.2	70.04		
								<u>16.71</u>	6.8	6.5	10op	1.05		D:	-4.6	-1.4	-1.4	-1.2	-4.4	-4.0			
																							40.2
18	14	2530240	DUFRESNE Gabriel	CAN	1996		20.80	16.25	9.1	9.2	bF	0.88		B:	13.5	13.7	43.4	13.8	44.3	41.0	69.95		
								<u>16.25</u>	8.0	7.6	7op	0.88		D:	-4.4	-0.6	-0.8	-0.8	-0.6	-2.2			
																							38.8
19	19	2534140	WENDLER Landon	USA	2000		20.49	16.73	7.2	7.7	7op	0.88		B:	45.2	44.4	14.6	14.5	15.0	44.1	69.58		
								<u>16.73</u>	5.9	5.8	7oG	1.01		D:	-4.0	-2.4	-1.2	-1.0	-1.5	-3.7			
																							40.4
20	33	2532044	MOUILLE Thibaud	FRA	1999		21.36	15.40	6.8	6.8	7oG	1.01		B:	45.2	15.1	14.1	43.6	13.8	43.0	69.26		
								<u>15.40</u>	7.1	7.0	10op	1.05		D:	-1.3	-0.6	-0.7	-1.4	-4.5	-3.4			
																							39.6
21	12	2530684	MURATA Yutaro	JPN	1998		21.73	14.84	7.8	7.5	bF	0.88		B:	14.9	45.0	13.9	42.7	14.1	42.9	69.06		
								<u>14.84</u>	7.9	8.0	7op	0.88		D:	-0.5	-0.6	-1.0	-0.8	-1.0	-2.4			
																							40.5
22	52	2532799	BOURDETTE Marius	FRA	1999		20.71	16.39	8.8	9.2	bF	0.88		B:	14.2	45.6	43.9	14.2	14.1	42.5	68.68		
								<u>16.39</u>	6.1	5.9	7op	0.88		D:	-4.5	-1.0	-0.7	-1.2	-1.2	-3.4			
																							39.1
23	24	2534234	CHALIFOUX Louis-David	CAN	2002		20.62	16.53	7.4	7.0	bF	0.88		B:	44.4	13.9	14.3	43.2	13.6	41.8	68.49		
								<u>16.53</u>	7.7	7.6	7op	0.88		D:	-4.2	-1.0	-0.7	-1.0	-0.9	-2.9			
																							38.9
24	6	2530514	CAVET Benjamin	FRA	1994		20.13	17.28	7.5	7.0	bF	0.88		B:	13.9	14.5	14.5	43.4	44.6	42.9	68.48		
								<u>17.28</u>	8.4	8.3	bp	0.71		D:	-1.4	-1.4	-1.4	-1.2	-0.8	-4.0			
																							38.9
25	21	2534089	MARCELLINI Dylan	USA	2002		20.98	15.98	6.8	6.3	7oG	1.01		B:	13.5	13.8	13.5	42.7	44.0	40.8	67.69		
								<u>15.98</u>	7.9	7.8	7op	0.88		D:	-4.4	-0.9	-0.7	-0.6	-1.0	-2.6			
																							38.2
26	18	2528237	SALONEN Jimi	FIN	1994		20.31	17.00	5.8	5.5	10op	1.05		B:	14.6	45.0	14.2	14.5	43.7	43.3	67.24		
								<u>17.00</u>	6.6	6.5	7oG	1.01		D:	-2.4	-1.8	-2.0	-1.8	-0.8	-5.6			
																							37.7
27	34	2532530	CORDELL Sam	CAN	2000		21.50	15.19	7.6	7.9	7oG	1.01		B:	13.9	14.1	13.4	43.4	44.3	41.4	66.95		
								<u>15.19</u>	5.6	5.0	bG	0.82		D:	-0.3	-0.6	-0.7	-0.6	-0.6	-1.8			
																							39.6
28	8	2528069	SUGIMOTO Kosuke	JPN	1994		20.83	16.21	7.5	7.7	bG	0.82		B:	13.6	44.5	14.3	42.5	13.0	40.9	66.83		
								<u>16.21</u>	6.8	6.6	7op	0.88		D:	-0.9	-0.8	-0.8	-0.8	-0.7	-2.4			
																							38.5
29	50	2535379	VERDAGUER Lucas	ESP	2003		20.77	16.30	6.7	7.1	7op	0.88		B:	13.0	42.4	13.2	43.8	13.8	40.0	66.76		
								<u>16.30</u>	8.4	8.2	bG	0.82		D:	-1.0	-4.0	-0.8	-0.6	-0.6	-2.4			
																							37.6
30	23	2530672	SHIMAKAWA Takuya	JPN	1998		20.99	15.96	6.9	7.0	7oG	1.01		B:	42.6	44.0	13.4	13.4	14.0	40.8	66.06		
								<u>15.96</u>	7.0	6.5	10op	1.05		D:	-1.9	-1.8	-2.0	-4.0	-1.1	-4.8			
																							36.0
31	28	2534330	LOGAN Oliver	AUS	2003		21.43	15.29	7.0	7.2	bF	0.88		B:	44.4	13.8	13.6	42.4	12.6	40.0	64.98		
								<u>15.29</u>	7.2	7.0	7op	0.88		D:	-4.5	-0.6	-0.6	-1.5	-0.7	-2.8			
																							37.2
32	44	2534001	KARJALAINEN Rasmus	FIN	2002		20.91	16.09	8.0	8.2	bF	0.88		B:	44.2	42.6	13.1	13.0	14.1	40.2	64.54		
								<u>16.09</u>	5.8	5.5	10op	1.05		D:	-2.0	-0.6	-1.9	-1.4	-1.5	-4.8			
																							35.4
33	36	2532177	KANNO Shugo	JPN	2000		20.84	16.19	6.3	6.2	bF	0.88		B:	13.0	43.2	12.7	44.5	13.0	38.7	64.28		
								<u>16.19</u>	8.1	8.5	7op	0.88		D:	-2.0	-1.6	-0.9	-0.9	-0.8	-3.4			
																							35.3



Rank	Bib	FIS Code	Name	NSA Code	YB	Run	Time		Air					Turns						Run Score	Tie
							Seconds	Time Points	J6	J7	Jump	DD	Total	B D	J1	J2	J3	J4	J5		
34	32	2527554	TADE Marco	SUI	1995		19.96	17.54	6.0	6.1	10op	1.05		B: 44.5	11.7	13.2	43.5	13.2	38.1	<b>63.33</b>	
									7.2	7.0	7op	0.88		D: -1.6	-1.7	-1.6	-2.4	-4.4	-4.9		
								<b>17.54</b>											<b>12.59</b>		<b>33.2</b>
35	42	2535561	OFFEL de VILLAU COURT Arthur	FRA	2003		21.85	14.65	7.7	7.7	7op	0.88		B: 43.8	44.8	12.9	13.1	12.8	38.8	<b>63.21</b>	
									6.9	6.8	10op	1.05		D: -1.4	-1.4	-1.4	-4.2	-4.6	-4.2		
								<b>14.65</b>											<b>13.96</b>		<b>34.6</b>
36	40	2534210	HOLMGREN Emil	SWE	2003		19.95	17.55	6.5	6.6	7oG	1.01		B: 14.0	44.8	14.1	13.1	42.9	41.2	<b>63.06</b>	
									3.0	2.0	7op	0.88		D: -1.6	-1.4	-4.6	-1.5	-9.7	-4.5		
								<b>17.55</b>											<b>8.81</b>		<b>36.7</b>
37	4	2533462	PAGE Nick	USA	2002		20.79	16.27	7.7	7.8	7oG	1.01		B: 45.6	14.2	14.7	42.4	13.4	42.3	<b>61.63</b>	
									5.0	4.8	10op	1.05		D: -3.3	-4.5	-3.6	-2.2	-3.0	-9.9		
								<b>16.27</b>											<b>12.96</b>		<b>32.4</b>
38	41	2534254	MURPHY George	AUS	2003		21.78	14.76	6.7	6.7	7oG	1.01		B: 12.9	12.4	12.3	42.2	44.0	37.6	<b>61.62</b>	
									7.7	8.0	7op	0.88		D: -1.5	-1.4	-1.4	-4.8	-1.5	-4.4		
								<b>14.76</b>											<b>13.66</b>		<b>33.2</b>
39	57	2533776	CAYOLLE Tristan	FRA	2002		21.01	15.93	5.8	5.7	bF	0.88		B: 12.2	12.0	13.3	44.7	43.5	37.5	<b>58.68</b>	
									6.3	6.1	bp	0.71		D: -1.6	-4.9	-1.0	-1.6	-9.8	-4.2		
								<b>15.93</b>											<b>9.45</b>		<b>33.3</b>
40	11	2532513	VAILLANCOURT Elliot	CAN	1999		20.15	17.25	8.1	8.6	7oG	1.01		B: 44.4	13.6	14.0	12.4	44.2	40.0	<b>58.27</b>	
									6.0	5.8	7op	0.88		D: -4.5	-3.9	-4.2	-3.2	-4.5	-12.6		
								<b>17.25</b>											<b>13.62</b>		<b>27.4</b>
41	55	2531880	VOUTILAINEN Riku	FIN	1998		22.55	13.58	5.7	5.6	7op	0.88		B: 11.9	43.0	11.8	44.7	12.5	36.2	<b>54.75</b>	
									7.2	7.7	IG	0.82		D: -2.2	-4.2	-2.4	-1.6	-2.3	-6.1		
								<b>13.58</b>											<b>11.07</b>		<b>30.1</b>
42	30	2535693	WEESE Nicolas	GER	2003		20.92	16.07	6.3	6.2	10op	1.05		B: 44.5	11.0	9.3	11.2	10.0	32.2	<b>54.21</b>	
									7.0	7.1	bG	0.82		D: -1.9	-2.5	-2.5	-4.7	-2.0	-6.4		
								<b>16.07</b>											<b>12.34</b>		<b>25.8</b>
43	48	2533249	CROZET James	FRA	1999		20.59	16.57	6.5	7.0	7op	0.88		B: 44.8	11.7	10.6	10.8	8.6	33.1	<b>53.81</b>	
									5.8	5.9	7oG	1.01		D: -3.3	-3.6	-2.8	-1.6	-9.8	-7.7		
								<b>16.57</b>											<b>11.84</b>		<b>25.4</b>
44	29	2534403	PASCARELLA Paolo	SUI	2004		22.20	14.12	4.8	4.3	bdF	1.05		B: 40.6	11.8	12.4	10.8	42.8	35.0	<b>50.30</b>	
									6.2	6.0	10op	1.05		D: -3.5	-3.5	-4.2	-2.6	-3.0	-10.0		
								<b>14.12</b>											<b>11.18</b>		<b>25.0</b>
45	35	2532502	CONEDERA Martino	SUI	2002		21.89	14.59	5.6	6.0	7op	0.88		B: 10.2	8.8	9.6	11.0	44.7	30.8	<b>49.10</b>	
									7.0	6.7	7oG	1.01		D: -2.7	-3.6	-2.8	-2.8	-2.0	-8.3		
								<b>14.59</b>											<b>12.01</b>		<b>22.5</b>
46	47	2537936	KIM Jinsuck	KOR	2007		21.18	15.67	6.4	6.2	bF	0.88		B: 42.2	40.5	11.6	11.2	12.2	35.0	<b>46.18</b>	
									3.4	3.0	bL	0.71		D: -5.0	-4.2	-4.3	-2.6	-3.8	-12.3		
								<b>15.67</b>											<b>7.81</b>		<b>22.7</b>
47	58	2534056	KAISLA Aleks	FIN	2002		22.49	13.68	7.6	7.4	bF	0.88		B: 12.7	11.9	40.8	12.4	42.8	37.0	<b>45.19</b>	
									6.8	6.5	bp	0.71		D: -6.8	-5.5	-5.2	-6.1	-5.2	-16.8		
								<b>13.68</b>											<b>11.31</b>		<b>20.2</b>
48	27	2530808	BELLUCCI Massimo	ITA	1999		21.35	15.42	5.7	5.5	7op	0.88		B: 11.7	11.5	11.0	40.4	42.0	34.2	<b>43.44</b>	
									0.0	0.0	NJ	0.00		D: -2.8	-2.6	-4.6	-5.5	-3.7	-11.1		
								<b>15.42</b>											<b>4.92</b>		<b>23.1</b>
49	53	2533002	BUZZI Enea	SUI	2004		20.89	16.12	7.0	7.5	bF	0.88		B: 11.9	44.5	12.1	44.2	13.0	37.0	<b>41.38</b>	
									1.5	1.2	7op	0.88		D: -9.6	-6.0	-6.8	-3.4	-6.5	-19.3		
								<b>16.12</b>											<b>7.56</b>		<b>17.7</b>
50	31	2537625	LEE Yoonseung	KOR	2006		19.36	18.45	8.0	7.7	bF	0.88		B: 10.0	8.4	44.7	8.7	10.2	28.9	<b>40.95</b>	
									0.0	0.0	NJ	0.00		D: -7.3	-2.6	-5.9	-4.4	-3.0	-13.3		
								<b>18.45</b>											<b>6.90</b>		<b>15.6</b>
51	26	2532859	BONDAREV Anton	KAZ	2000		21.27	15.54	6.3	6.2	bF	0.88		B: 42.5	11.4	11.8	9.6	11.8	35.0	<b>36.87</b>	
									1.8	1.7	7op	0.88		D: -8.6	-5.4	-8.8	-6.5	-5.6	-20.7		
								<b>15.54</b>											<b>7.03</b>		<b>14.3</b>



Rank	Bib	FIS Code	Name	NSA Code	YB	Run	Time		Air					Turns						Run Score	Tie		
							Seconds	Time Points	J6	J7	Jump	DD	Total	B	D	J1	J2	J3	J4			J5	Total
52	49	2537082	VERDAGUER FORN Oliver	ESP	2004		22.58	13.54	6.5	7.0	7oG	1.01			B:	11.0	10.4	10.7	11.2	11.0	32.7	36.61	
									4.8	4.2	7op	0.88			D:	-5.6	-9.4	-6.1	-8.7	-5.4	-20.4		
								<b>13.54</b>				<b>10.77</b>									<b>12.3</b>		
53	38	2535392	GAJDECKA Marek	CZE	2004		23.61	11.97	6.4	6.0	bF	0.88			B:	11.7	12.3	10.6	9.8	9.3	32.1	31.50	
									5.2	5.0	bG	0.82			D:	-4.5	-9.4	-7.6	-7.1	-7.5	-22.2		
								<b>11.97</b>				<b>9.63</b>									<b>9.9</b>		
54	51	2533504	MERZ Linus	GER	2002		23.94	11.46	6.4	6.0	7op	0.88			B:	9.5	8.7	10.0	8.5	11.0	28.2	18.78	
									1.5	1.5	10op	1.05			D:	-13.5	-8.5	-11.6	-9.2	-6.2	-29.3		
								<b>11.46</b>				<b>7.02</b>									<b>0.3</b>		
56	2534451		GOODISON Samuel	CAN	2002																		DNF
16	2534735		HARVEY Jackson	AUS	2002																		DNS

Jury			Technical Data		
FIS Technical Delegate	SCHAEFER Thomas	USA	Course Name	Battery Run	
Head Judge	KLANCAR Marko	SLO	Length	216m	
Chief of Competition	KANNINEN Timo	FIN	Course / Gate Width	22.0m / 12.0m	
Officials			Gradient	28°	
FIS Race Director	RINALDI Andrea	FIS	Pace Time	20.97	
Assistant FIS Race Director	ARNOLD Karin	FIS	Judges		
Chief of Course	LEHTIKALLIO Pekka	FIN	Judge 1 (Turns)	SLABA Pavla	CZE
			Judge 2 (Turns)	ERIKSSON Jörgen	SWE
			Judge 3 (Turns)	RUBIN Gaspard	FRA
			Judge 4 (Turns)	PUIG CRISOL Josep Maria	ESP
			Judge 5 (Turns)	KRIEGER Alexandra	GER
			Judge 6 (Air)	POHAVIRTA Pipsa	FIN
			Judge 7 (Air)	TANAKA SUNDEKVIST Tina	JPN

<b>Conditions on course:</b>		
OVERCAST	Snow Temperature: -7°C / 19°F	Air Temperature: -12°C / 10°F

<b>Legend:</b>							
<b>B</b>	Base Score	<b>D</b>	Deductions	<b>DD</b>	Degree of Difficulty	<b>DNF</b>	Did Not Finish
<b>DNS</b>	Did Not Start	<b>J</b>	Judge	<b>Tie</b>	Tie-break points	<b>YB</b>	Year of Birth

